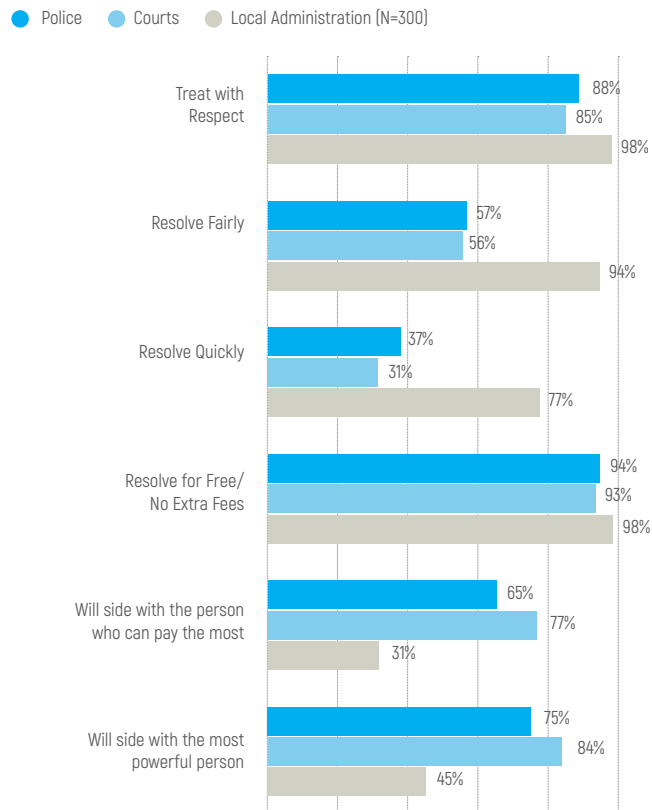


## PERCEPTION OF JUSTICE ACTORS

Respondents were asked how the police, courts, and local administration would deal with a case or dispute.

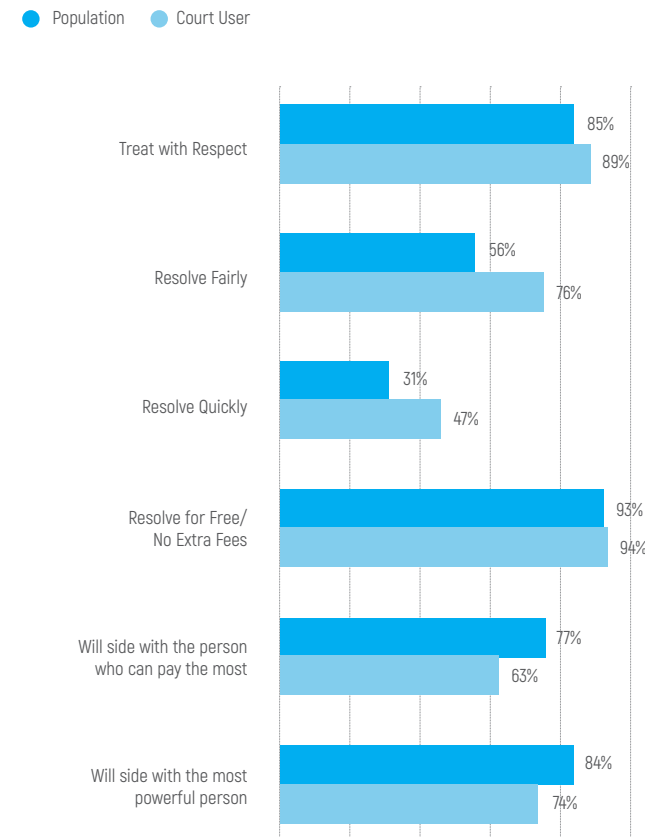
### PERCEPTION OF TREATMENT BY JUSTICE ACTORS % STRONGLY AGREE/AGREE



The vast majority of people did not think they would be required to pay an extra fee to any of these bodies. But most people thought that the police and courts were likely to side with the person with the most money (police – 65.3% courts – 76.5%) or the most power (police – 74.8% and courts 83.7%). Only about half of people felt that the crime or dispute would be resolved fairly by the police or by courts. Respondents had a more positive perception of the local administration than the police or courts. Almost all people (94%) thought that the local administration would resolve the issue fairly and 77% believed they would do so quickly.

## EXPERIENCE OF COURT USERS

### PERCEPTION OF COURTS: GENERAL POPULATION V. COURT USERS % AGREE/STRONGLY AGREE



The data shows that court users have a more positive perception of the court than the general population. Court users were one-fifth more likely to strongly agree or agree that the court would resolve the issue fairly. Despite this, only 47% of the court users thought the court would resolve the case quickly while 24% were sure that the court would not resolve the case fairly. Less than half (46%) of respondents who had experienced a crime or dispute in the past year believe that they got justice.

MORE DETAILS ABOUT UNDP's WORK CAN BE FOUND AT:  
[www.ua.undp.org](http://www.ua.undp.org)

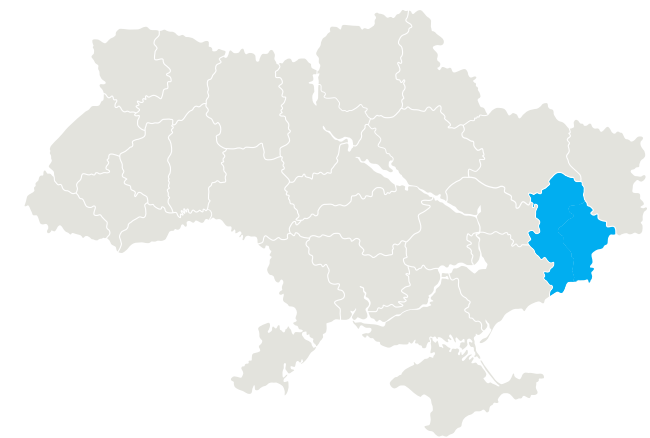


Ministry of Foreign Affairs of the Netherlands



## SURVEY ON PERCEPTIONS OF JUSTICE

### SUMMARY OF RESULTS FROM DONETSK OBLAST (GOVERNMENT CONTROLLED AREAS)



Between September and October 2016 UNDP gathered data for a detailed assessment of community security and justice issues for people in three oblasts.

The purpose of the assessment was to identify areas of priority for project activity, monitor and evaluate the effectiveness of activities, and inform the public dialogue on community and security issues. These are some key findings from a survey of 1300 people across Donetsk Oblast.



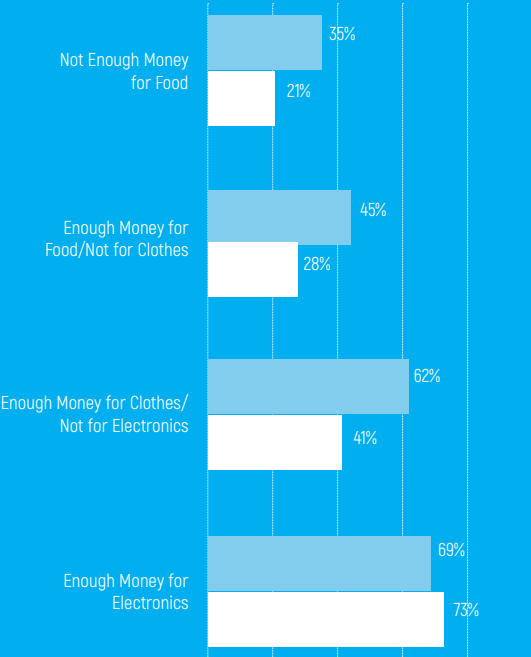
**1,300**  
RESPONDENTS

# QUESTIONS ABOUT JUSTICE

The graph shows the percentage of people who thought that they would be able to get justice if they were a victim of crime. It shows that confidence increases among people in higher economic brackets. However, women in all except the very top economic brackets are less confident than men that they will get justice.

Generally, it suggests that men and the wealthy have more confidence in the justice process than women and the poor.

% BELIEVE WILL GET JUSTICE  
BY GENDER AND ECONOMIC STATUS



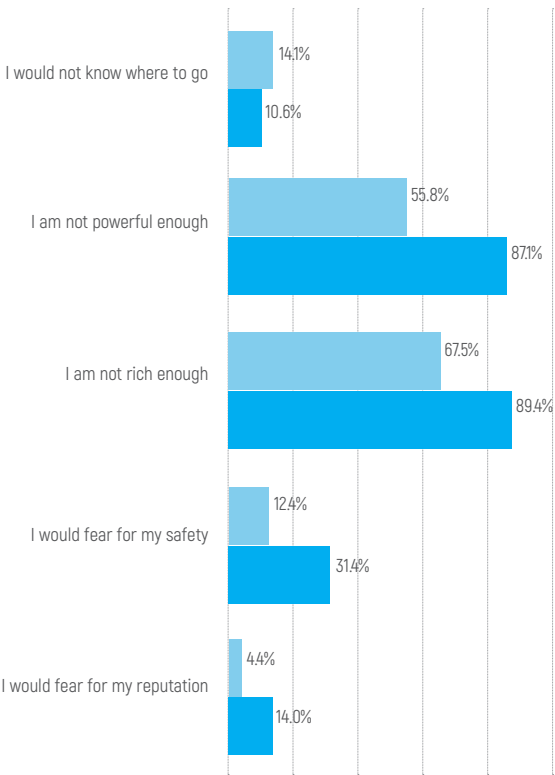
## WHY WOULD YOU NOT GET JUSTICE?



N=472



N=249



People were then asked why they thought they would not get justice. The two most common reasons as shown on the graph, were they were not powerful enough and they were not rich enough. This shows that most people, especially women, believe that the justice system protects the rich and powerful.

A big gender difference was that 31% of women would fear for their safety if they tried to get justice compared to 12% of men.

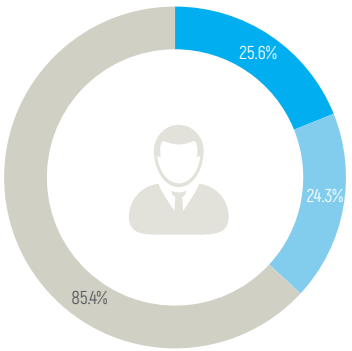
## KNOWLEDGE OF LEGAL AID

Legal aid is an essential component in ensuring equal protection of the law. Ukraine has both a primary legal aid scheme whereby government lawyers are available to provide free advice to poorer citizens, and a secondary legal aid scheme which provides lawyers at court for accused in criminal proceedings.

The graph shows that there is low level of knowledge about primary legal aid indicating a need for primary legal aid service awareness raising campaigns. By contrast, the majority of respondents are aware that the government provides secondary legal aid for the accused.

% RESPONDENTS AWARE OF LEGAL AID

- Primary (hotline)
- Primary (in person)
- Secondary if accused of crime



- Primary (hotline)
- Primary (in person)
- Secondary if accused of crime

