

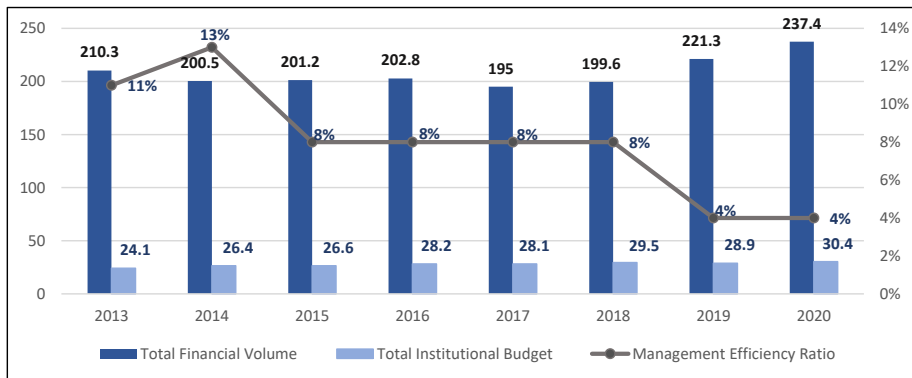
Annex 3: Financial Overview 2020

2018 - 2020 Expenditure Overview (in million US Dollars)

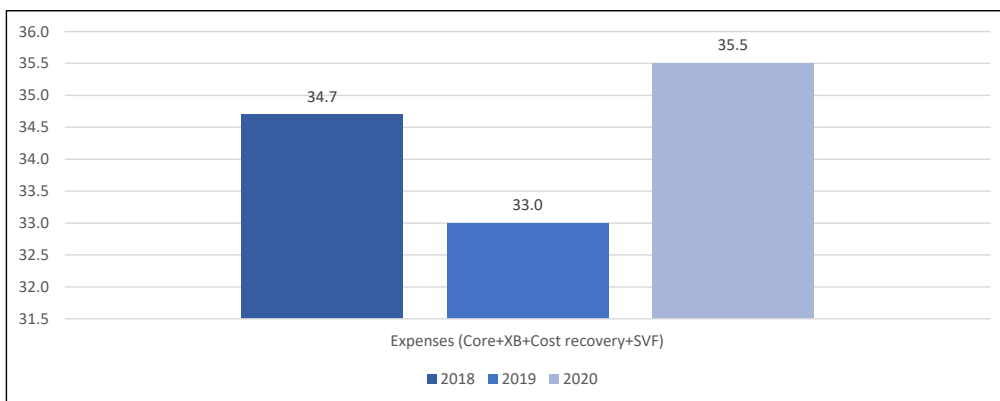
Financial Volume	2018	2019	2020
Programme Expenditure	183.9	211.8	228.3
Management Expenditure	15.7	9.5*	9.1*
Total	199.6	221.3	237.4

*Note that the reduction in management expenses is due to a change in accounting method, where part of the management expenses are now charged to programme expenses as Direct Programme Cost, and not an actual expense reduction.

UNV Financial Overview (In million USD) 2013 to 2020

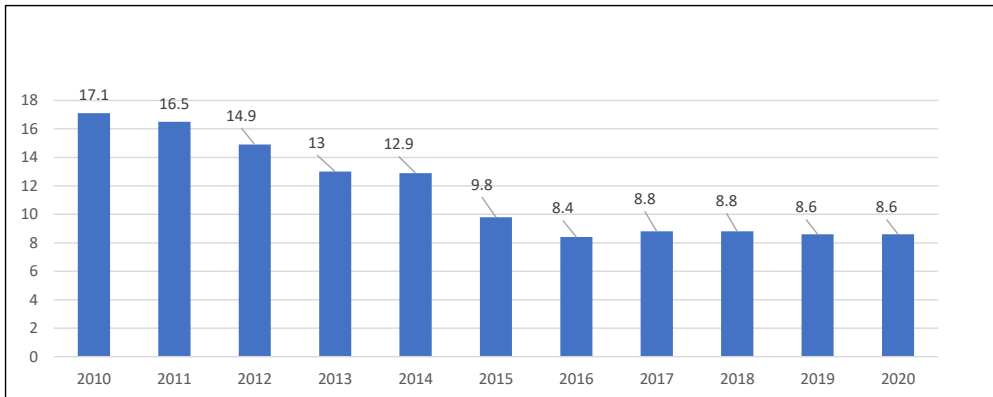


2018-2020 Expenses (Core, XB, Cost Recovery, SVF) in SF period 2018-2021 (in million US Dollars)

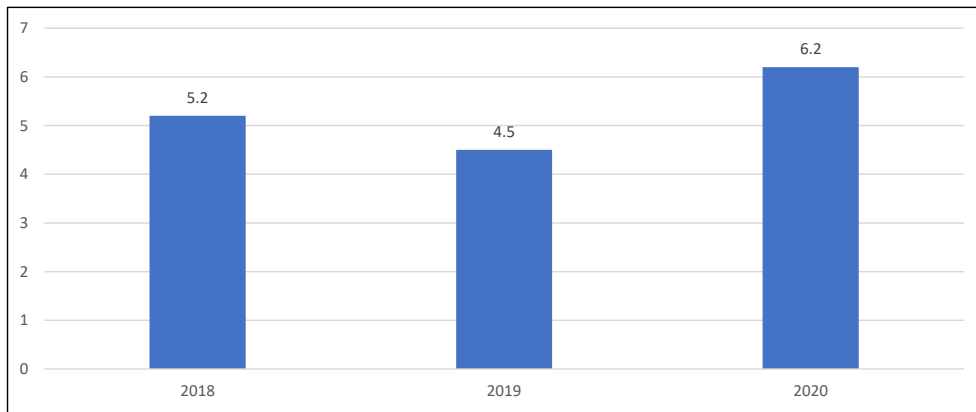


Annex 3 continued

2010-2020 UNDP Core Contributions to UNV (in million USD)



SVF Contributions & Interest 2018-2020 (in million US Dollars)



Fully Funded Programme Contributions & Interest 2018-2020 (in million US Dollars)

