



United Nations Development Programme

**Financial report and audited
financial statements**

for the biennium ended 31 December 2011

and

Report of the Board of Auditors

General Assembly

Official Records

Sixty-seventh Session

Supplement No. 5A



General Assembly
Official Records
Sixty-seventh Session
Supplement No. 5A

United Nations Development Programme

**Financial report and audited
financial statements**

for the biennium ended 31 December 2011

and

Report of the Board of Auditors



United Nations • New York, 2012

Note

Symbols of United Nations documents are composed of letters combined with figures. Mention of such a symbol indicates a reference to a United Nations document.

Contents

<i>Chapter</i>	<i>Page</i>
Letters of transmittal and certification	vii
I. Report of the Board of Auditors on the financial statements of the United Nations Development Programme for the biennium ended 31 December 2011: audit opinion	1
II. Long-form report of the Board of Auditors	3
Summary	3
A. Mandate, scope and methodology	10
B. Findings and recommendations	11
1. Follow-up of previous recommendations	11
2. Financial overview	12
3. Progress towards implementation of the International Public Sector Accounting Standards	12
4. Statement of income and expenditure	14
5. Financial management	17
6. General and related funds	18
7. Inter-fund balances	19
8. End-of-service liabilities (including after-service health insurance)	20
9. Programme and project expenditure, including nationally implemented projects	21
10. Harmonized approach to cash transfer implementation	25
11. Decentralization and country office activities	27
12. Procurement and contract management	28
13. Non-expendable property management	31
14. Leave management	32
15. Information technology	33
16. Internal audit function	34
17. United Nations Capital Development Fund	35
18. Activities of the United Nations Development Fund for Women in UN-Women	36
C. Disclosures by management	37
1. Write-off of losses of cash, receivables and property	37

2.	Ex gratia payments	37
3.	Cases of fraud and presumptive fraud.	37
D.	Acknowledgement.	37
Annexes		
I.	Status of implementation of recommendations for the biennium ended 31 December 2009	38
II.	Cases of fraud and presumptive fraud: disclosures by management of UNDP	43
III.	Financial report for the biennium ended 31 December 2011	45
	Presentation of the accounts	45
	Accounting policies.	45
	Programme expenditure	45
	United Nations Development Programme overall	46
	Investments	48
	Funds in trust	48
	Provision of services to United Nations entities.	48
	Regular resources	52
	Income	52
	Expenditure	52
	Biennial support budget	52
	Unexpended resources	53
	After-service health insurance	53
	Other resources activities	53
	Cost-sharing.	55
	Trust funds established by the United Nations Development Programme	57
	Management service agreements	58
	United Nations Volunteers programme	59
	Junior Professional Officers programme	60
	Funds established by the General Assembly and administered by the United Nations Development Programme	60
	United Nations Capital Development Fund.	61
	United Nations Development Fund for Women	61
IV.	Financial statements for the biennium ended 31 December 2011	62
	Abbreviations used in the financial statements.	63

Overview	67
Income, expenditure and fund balances	67
Assets, liabilities and reserves and fund balances	69
Movement in resources balances	73
Statement of cash flows	74
Statement I. Income, expenditure and fund balances	76
I.1 Regular resources activities	76
I.2 Other resources activities	78
Statement II. Assets, liabilities and reserves and fund balances	80
II.1 Regular resources activities	80
II.2 Other resources activities	84
Statement III. Statement of cash flows	88
III.1 Regular resources activities	88
III.2 Other resources activities	90
Statement IV. Movement in resources balances	92
IV.1 Regular resources activities	92
IV.2 Other resources activities	93
Schedule 1. Regular resources: other income and expenditure	94
Schedule 2. Programme expenditure by executing agents and by sources of funds	95
2.1. Programme expenditure by implementing agents and sources of funds	97
Schedule 3. Biennial support budget	99
3.1. Expenditure under revised cost classification categories (Executive Board decision 2009/22)	100
Schedule 4. Regular resources: biennial support budget (gross) and expenditure against biennial support budget (gross by major category of expenditure)	101
Schedule 5. Trust Funds established by UNDP: Schedule of income, expenditure and fund balances	102
5.1. Selected trust funds established by UNDP: Statement of accounts	176
Schedule 6. Reimbursable services and miscellaneous activities: Income and expenditure and fund balances	188
6.1. Junior Professional Officers programme: status of funds	192
6.2. Reserve for field accommodation: income, expenditure and fund balances	194
6.3. Reimbursable support services: income, expenditure and fund balances	197
6.4. Special activities: income and expenditure and fund balances	199
6.5. United Nations Volunteers programme: statement of account	201

6.6. Status of subtrust funds established by UNDP: Schedule of income, expenditure and fund balances	205
6.7. United Nations Volunteers: Summary of projects financed under full funding arrangements by donor governments and institutions	210
Schedule 7: Funds established by General Assembly and administered by UNDP: Statement of accounts	212
7.1. Status of subtrust funds and funds established by the General Assembly and administered by UNDP: Schedule of income, expenditure and fund balances for the biennium ended 31 December 2011	216
7.2. Funds established by the General Assembly and administered by UNDP: Biennial support budget for the six months ended 30 June 2010.	224
Schedule 8. Investments as at 31 December 2011	225
Notes to the financial statements	229

Letters of transmittal and certification

30 April 2012

Pursuant to financial regulation 26.01, we have the honour to submit the financial statements of the United Nations Development Programme (UNDP) for the biennium ended 31 December 2011, which we hereby approve.

Copies of these financial statements are also being transmitted to the Advisory Committee on Administrative and Budgetary Questions.

We, the undersigned, acknowledge that:

The management is responsible for the integrity and objectivity of the financial information included in these financial statements.

The financial statements have been prepared in accordance with the United Nations system accounting standards and include certain amounts that are based on management's best estimates and judgements.

Accounting procedures and related systems of internal control provide reasonable assurance that assets are safeguarded, that the books and records properly reflect all transactions and that overall, policies and procedures are implemented with an appropriate segregation of duties. UNDP internal auditors continually review the accounting and control systems. Further improvements are being implemented in specific areas.

The management provided the United Nations Board of Auditors and UNDP internal auditors with full and free access to all accounting and financial records.

The recommendations of the United Nations Board of Auditors and UNDP internal auditors are reviewed by the management. Control procedures have been revised or are in the process of being revised, as appropriate, in response to those recommendations.

The Chair of the Board of Auditors
United Nations
New York

We each certify that, to the best of our knowledge, information and belief, all material transactions have been properly charged in the accounting records and are properly reflected in the appended financial statements.

(Signed) Helen **Clark**
Administrator

(Signed) Jens **Wandel**
Assistant Administrator and Director
Bureau of Management

(Signed) Darshak **Shah**
Chief Finance Officer/Comptroller
Bureau of Management

30 June 2012

I have the honour to transmit to you the report of the Board of Auditors on the financial statements of the United Nations Development Programme for the biennium ended 31 December 2011.

(Signed) **Liu Jiayi**
Auditor-General of China
Chair, United Nations Board of Auditors

The President of the General Assembly
of the United Nations
New York

Chapter I

Report of the United Nations Board of Auditors on the financial statements of the United Nations Development Programme for the biennium ended 31 December 2011: audit opinion

Report on the financial statements

We have audited the accompanying financial statements of the United Nations Development Programme (UNDP) which comprise the statement of assets, liabilities and reserves and fund balances (statement II) as at 31 December 2011, and the statement of income, expenditure and changes in reserve and fund balances (statement I) and the statement of cash flows (statement III) for the biennium then ended, and the supporting statements, schedules and explanatory notes.

Management's responsibility for the financial statements

The Administrator is responsible for the preparation and fair presentation of these financial statements in accordance with the United Nations system accounting standards and for such internal control as management deems is necessary to enable the preparation of financial statements that are free from material misstatement, whether due to fraud or error.

Auditor's responsibility

Our responsibility is to express an opinion on these financial statements based on our audit. We conducted our audit in accordance with the International Standards on Auditing. Those standards require that we comply with ethical requirements and plan and perform the audit to obtain reasonable assurance about whether the financial statements are free from material misstatement.

An audit includes performing procedures to obtain audit evidence about the amounts and disclosures in the financial statements. The procedures selected depend on the auditor's judgement, including the assessment of the risks of material misstatement of the financial statements, whether due to fraud or error. In making those risk assessments, the auditor considers internal control relevant to the entity's preparation and fair presentation of the financial statements in order to design audit procedures that are appropriate in the circumstances, but not for the purpose of expressing an opinion on the effectiveness of the entity's internal control. An audit also includes evaluating the appropriateness of accounting policies used and the reasonableness of accounting estimates made by management, as well as evaluating the overall presentation of the financial statements.

We believe that the audit evidence we have obtained is sufficient and appropriate to provide a basis for our audit opinion.

Opinion

In our opinion, the financial statements present fairly, in all material respects, the financial position of UNDP as at 31 December 2011 and its financial performance and cash flows for the biennium then ended, in accordance with the United Nations system accounting standards.

Report on other legal and regulatory requirements

Furthermore, in our opinion, the transactions of UNDP that have come to our notice, or which we have tested as part of our audit, have in all significant respects been in accordance with the Financial Regulations and Rules of the United Nations Development Programme and legislative authority.

In accordance with article VII of the Financial Regulations and Rules of the United Nations and the related annex, we have also issued a long-form report on our audit of UNDP.

(Signed) **Liu Jiayi**
Auditor-General of China
Chair, United Nations Board of Auditors

(Signed) **Terence Nombembe**
Auditor-General of the Republic of South Africa
(Lead Auditor)

(Signed) **Amyas Morse**
Comptroller and Auditor General of the
United Kingdom of Great Britain and Northern Ireland

30 June 2012

Chapter II

Long-form report of the Board of Auditors

Summary

The Board of Auditors has audited the financial statements and reviewed the operations of the United Nations Development Programme (UNDP) for the biennium ended 31 December 2011. The audit was carried out through field visits to UNDP country offices in the Democratic Republic of the Congo, Somalia, Venezuela (Bolivarian Republic of), Jamaica, Myanmar, Ukraine, Chad, Nepal, Indonesia and Turkey, as well as a review of the financial transactions and operations at headquarters in New York. The Board also reviewed general information technology controls of the financial system (Atlas) at UNDP headquarters in New York.

Audit opinion

In the opinion of the Board, the financial statements present fairly, in all material respects, the financial position of UNDP as at 31 December 2011 and its financial performance and cash flows for the biennium then ended in accordance with the United Nations system accounting standards. The Board's opinion is reflected in Chapter I of the present report.

Overall conclusion

The UNDP internal control framework provides guidelines to heads of UNDP offices for the implementation of effective internal controls at the country, region and headquarters levels. It clarifies the authorities, responsibilities and accountabilities of different roles in a UNDP office (decentralization). While the Board did not find significant deficiencies, the Board has found that UNDP internal controls were not applied consistently in field offices. The Office of Audit and Investigation internal audit report statistics indicate a generally sound control environment. About 78 per cent of its reports indicate a "satisfactory" or "partially satisfactory" rating; 9 per cent had an "unsatisfactory" rating, and the remaining 13 per cent (comprising special audits or follow-up audits and consolidated reports) had no overall rating.

To ensure accountability in the context of a highly decentralized structure, UNDP needs to consider further strengthening of oversight and monitoring of field-level activities associated with procurement, trust funds, the harmonized approach to cash transfers (HACT), project management, asset management and leave management, to ensure compliance with UNDP policies and procedures.

Follow-up of previous recommendations

Of the 89 recommendations made for the biennium 2008-2009, the Board has assessed that 64 (72 per cent) were fully implemented; 22 (25 per cent) were under implementation; and 3 (3 per cent) were overtaken by events. The Board is generally satisfied with the implementation of its recommendations and considers that there is adequate management follow-up to address outstanding recommendations.

Financial overview

For the period under review, total income was \$11.36 billion, compared with \$11.8 billion for the previous biennium, a decrease of 4 per cent. Total expenditure amounted to \$11.43 billion, compared with \$10.9 billion for the previous biennium, an increase of 5 per cent. This resulted in a deficit of income over expenditure of \$70 million, compared with an excess of \$906 million in the previous biennium. UNDP expenditure exceeded the level of total income, by drawing from unspent balances.

Progress towards the implementation of the International Public Sector Accounting Standards

The Board noted that UNDP was on track with its plan to implement the International Public Sector Accounting Standards (IPSAS) and it started recording IPSAS transactions on 1 January 2012. However, the Board is concerned that weaknesses in legacy processes related to asset and leave management may affect the accuracy of the opening balances for IPSAS.

UNDP had established a Global Shared Service Centre, which is now fully functional, to provide assistance to country offices in processing complex transactions in the IPSAS regime, including the recording of revenue from contribution agreements and asset management.

General and related funds

UNDP closed 347 trust funds during the biennium by identifying trust funds with minimal or no expenditure and requesting respective country offices and units to review and close the funds where possible. However, the Board noted that the process of closing the remaining 46 inactive trust funds with a balance of \$4,606,121 and 103 trust funds with zero balances had not been completed at the end of the biennium. UNDP informed the Board that it is working intensively with partners to close the remaining trust funds.

Inter-fund balances

Despite the effort and improving arrangements during the biennium, the United Nations Office for Project Services (UNOPS) and UNDP have not fully resolved their previous biennium inter-fund difference, amounting to \$18 million as at 31 December 2011. UNDP and UNOPS were establishing a process to resolve the differences with the involvement of independent experts.

While UNDP and UNOPS reconciled their inter-fund balances, this process did not prevent a difference of \$49.01 million relating to management service agreements that had initially been incorrectly processed by UNDP as at 31 December 2011.

Whereas the memorandum of understanding between UNDP and UNOPS requires semi-annual reports, the Board is concerned as UNOPS and UNDP accounted for management service agreement transactions only once a year. The UNOPS submissions of management service agreement transactions to UNDP were made through electronic spreadsheets which were not validated by UNDP, a process which exposes both entities to the risks of errors.

End-of-service liabilities including after-service health insurance

The United Nations system accounting standards currently allows variable accounting treatment in the recording of end-of-service liabilities, consisting of recording in the statement of assets and liabilities or disclosure in the notes to the financial statements and in accordance with the policy of the organization.

Consequently, UNDP disclosed in the notes to the financial statements a total liability for after-service health insurance as at 31 December 2011 of \$826.5 million (2009: \$430 million). The amount recognized was limited to the amount that is funded, that is \$453.2 million (2009: \$373 million) and therefore UNDP had not fully provided for end-of-service liabilities of \$531.4 million, which include repatriation grants of \$82.3 million, termination benefits of \$12.7 million and \$63.1 million of accrued annual leave. However, the amounts were fully disclosed in the notes to the financial statements. The significant increase in the actuarial valuation of after-service health insurance and repatriation grant liabilities as at 31 December 2011 was attributable mainly to the decrease in the discount rate assumption from 6 per cent to 4.5 per cent as applied by the actuary.

Programme and project management, including nationally implemented projects

UNDP had total unsupported expenditure of \$44 million. Of that amount, \$27 million related to the Egypt country office, where UNDP indicated that the accounting records and supporting documents for project expenditures were destroyed or lost during the revolution in the country. The Board highlights the need to consider alternative assurance procedures regarding such expenditures.

The Board found that the poor quality of data maintained in Atlas regarding the completion status of projects played a part in lack of timely closure of projects. The Board also found a lack of monitoring of the receipt of combined delivery reports, thus leading to lack of confirmation of expenditure incurred by implementing partners to enable UNDP to assess the rate of programme delivery.

UNDP has not fully considered the extent of its projects that include microlending activities, and should review all projects with microfinance activities and assess its policies to ensure consistent recording of those activities.

Harmonized approach to cash transfers

The Board has found a general lack of progress in the implementation of the harmonized approach to cash transfers (HACT) framework in UNDP country offices as well as in the United Nations system.

The United Nations Development Group (UNDG) HACT Advisory Committee, which is an inter-agency body, carried out an inter-agency assessment which documented challenges in the United Nations system with regard to the implementation of the framework. The Board considers that there is a need to enhance the framework, which is applicable to all agencies.

Procurement and contract management

The Board found a lack of mainstreaming of the procurement function in UNDP despite the significance of procurement for UNDP programme delivery. The effectiveness of the UNDP procurement function was affected by the decentralized nature of procurement in country offices. The Board also noted an absence of quality data regarding procurement activities.

The Board found a number of procurement weaknesses, including instances of waivers of competitive bidding without adequate justification, and weaknesses in solicitation processes. The weaknesses in procurement functions compromise the principles of fairness and transparency in the procurement process and could lead to UNDP not obtaining the best value for money.

Non-expendable property management

The Board found weaknesses in asset verification/certification asset identification and recording on acquisition of assets, project assets recognition and recording, and asset transfer procedures. These weaknesses could be addressed or improved through a review and emphasis of its newly formulated IPSAS guidance or training to provide capacity in the field.

Information technology

UNDP made improvements during the biennium to address the Board's previous recommendations on information technology. The area of change control management, however, still reflected weaknesses. As UNDP makes IPSAS configuration changes to Atlas, adherence to change control procedures will be critical to maintain the integrity of the system.

Internal audit function

In considering its coverage and to avoid duplication of audit effort, the Board coordinated with the Office of Audit and Investigations in its selection of country offices visited in the biennium. Similarly, the Board reviewed its scope of planned audit activities by placing reliance on certain work performed by that Office.

The Office of Audit and Investigations conducted a follow-up self-assessment review of its internal audit activity. The assessment confirmed that while there is potential for further improvement, the Office is in general conformity with the standards of the Institute of Internal Auditors.

United Nations Capital Development Fund

The United Nations Capital Development Fund (UNCDF) is an autonomous multi-donor organization under the administration of UNDP and it shares the same Executive Board with UNDP.

The Board found a lack of adequate review by UNCDF of its account balances. UNCDF last reviewed its operational reserve in 2009 and has maintained a reserve that is above the minimum level of \$9.2 million approved by the Executive Board.

UNCDF has neither made any provision nor has a funding strategy for its end-of-service liabilities of \$15.9 million.

United Nations Development Fund for Women

The General Assembly, in its resolution 64/289, decided to establish the United Nations Entity for Gender Equality and the Empowerment of Women (UN-Women). The resolution also provided for the transfer of existing mandates, functions, assets, including facilities and infrastructure, as well as liabilities, including contractual arrangements of the four merged entities, upon adoption of the resolution on 2 July 2010. The resolution also dissolved the United Nations Development Fund for Women (UNIFEM) on the same date and as such UNIFEM ceased to exist as at that date.

UNDP reflected the activities of UNIFEM in its financial statements until 1 July 2010. UNIFEM transferred its assets to UN-Women on 2 July 2010. As UN-Women officially started operations as of 1 January 2011, UN-Women management prepared six-month financial statements for the activities of UNIFEM as part of UN-Women to account for the activities during the transitional period of July to December 2010.

Recommendations

The Board has made several recommendations based on its audit. The main recommendations are that UNDP:

- (a) **Develop an IPSAS benefits realization plan; finalize the clean-up of long-outstanding inter-agency legacy balances; and monitor its timelines in the preparation of opening balance and dry-run financial statements;**
- (b) **Consider strategies regarding the way in which the new information generated from IPSAS implementation will support decision-making in the organization;**
- (c) **Follow up with the identified country offices to improve the bank reconciliation process; and consider, on a risk basis, a detailed review of bank accounts of country offices where it identifies specific risks;**
- (d) **Work in partnership with other United Nations agencies to ensure complete and timely submissions and reconciliations of inter-agency balances;**
- (e) **Obtain confirmation of balance from UNOPS prior to closure of its account and perform a reconciliation of inter-fund balances; obtain semi-annual reports and certifications from UNOPS; and establish an adequate validation for the amounts provided by UNOPS before it processes the management service agreement transactions;**
- (f) **Provide fully for all end-of-service liabilities as part of its implementation of IPSAS;**
- (g) **Formulate funding plans for end-of-service liabilities relating to accrued leave, termination benefits and repatriation benefits;**
- (h) **Consider the results of the nationally implemented modality (NIM) audit process and work with implementing partners to address the weaknesses identified in the NIM audit process. A focus should be on implementing partners which have recurring negative reports;**

- (i) Consider other procedures for obtaining assurance that funds were spent as intended in the Egypt country office;
- (j) Prioritize the financial closure of all operationally closed projects, and address the causes of delays in the finalization of project closure;
- (k) Enhance the quality of information regarding projects, through regular review of project information in Atlas;
- (l) Review all projects with microfinance activities and assess UNDP policies to ensure consistent recording of those activities; and implement adequate project monitoring controls over microlending activities, in line with project agreements;
- (m) Consider enhancing the roles of oversight and monitoring of implementation of the HACT framework at country offices; consider mechanisms to foster a common understanding and application of the framework by country offices as part of an inter-agency process;
- (n) Improve its maintenance and use of the procurement dashboard; and strengthen monitoring support to the regional bureaux for procurement actions at country offices;
- (o) Implement measures to enhance monitoring and oversight on direct contracting and other non-competitive procurement methods; plan its procurement activities in a timely manner to allow for competitive bidding and compliance with applicable procurement rules, for example by notifying all the requisitioners six months in advance of the need to start planning for a procurement exercise;
- (p) Consider the application of its oversight role to ensure that country offices comply with the UNDP procurement policies and procedures;
- (q) Strengthen asset management controls in the field through reviewing its guidance available to country offices; or through training on asset management. Its initiatives should focus on asset verification procedures, asset identification and recording on acquisition, asset recognition and recording, and asset transfer procedures;
- (r) Perform a thorough review of the completeness and accuracy of its land and building records;
- (s) Improve all controls over leave administration to ensure accurate leave balances, and prioritize addressing weaknesses in leave management;
- (t) Update the Atlas Change Control Manual to reflect practical working methods applied during the change process; implement procedures to ensure that all types of changes are signed off by the business owners; complete and implement the draft testing strategy plan; maintain supporting documents for unit and user acceptance testing; and regularly review the activities of the database administrators and access to the production database and keep evidence of such reviews;
- (u) Evaluate the criteria for data fixes; update the Atlas Change Control Manual to clearly define the different types of change and clearly define controls to be followed regarding each type of change;

(v) **UNCDF should perform regular review and reconciliation of the general ledger to detect errors; subject its accounts to a review and challenge during the financial statement preparation process to ensure that financial information presented is accurate and a complete reflection of the activities that have occurred; and review the level at which the operational reserve is maintained to ensure maximum funds are available for programme activities;**

(w) **UNCDF should fully provide for after-service health insurance and end-of-service liabilities; establish a policy to fund the liabilities; and implement processes to correctly compute and accrue for the annual leave liability.**

The Board's other recommendations appear in paragraphs 33, 37, 79, 81, 103, 104 and 111.

A. Mandate, scope and methodology

1. The Board of Auditors has audited the financial statements and reviewed the operations of the United Nations Development Programme (UNDP) for the biennium ended 31 December 2011 in accordance with General Assembly resolution 74 (I) of 1946. The audit was conducted in conformity with article VII of the Financial Regulations and Rules of the United Nations and the annex thereto, as well as the International Standards on Auditing. Those standards require that the Board comply with ethical requirements and plan and perform the audit to obtain reasonable assurance as to whether the financial statements are free from material misstatement.

2. The audit was conducted primarily to enable the Board to form an opinion as to whether the financial statements presented fairly the financial position of UNDP as at 31 December 2011 and the results of its operations and cash flows for the biennium then ended, in accordance with the United Nations system accounting standards. It included an assessment as to whether the expenditures recorded in the financial statements had been incurred for the purposes approved by the governing bodies and whether income and expenditures had been properly classified and recorded in accordance with the UNDP Financial Regulations and Rules. The audit included a general review of financial systems and internal controls and a test examination of the accounting records and other supporting evidence to the extent that the Board considered necessary to form an opinion on the financial statements.

3. In addition to the audit of the accounts and financial transactions, the Board carried out reviews of UNDP operations under financial regulation 7.5 of the United Nations Financial Regulations and Rules. It allows the Board to make observations with respect to the efficiency of the financial procedures, the accounting system, the internal financial controls and, in general, the administration and management of UNDP operations. The General Assembly also requested the Board to follow up on previous recommendations and to report accordingly. These matters are addressed in the relevant sections of the present report, and the summary of the results are included in the annex.

4. The Board performs an annual audit of the UNDP-Global Environment Facility Trust Fund. For the biennium, the Board issued unmodified audit opinions for the years ended 31 December 2010 and 2011.

5. The Board continues to report the results of its audits to UNDP management in the form of management letters containing detailed observations and recommendations. This practice allows for ongoing dialogue with UNDP management. In this regard, 10 management letters were issued covering the period under review.

6. The Board coordinates with the Office of Audit and Investigations in the planning of its audits in order to avoid duplication of effort and to determine the extent of reliance that could be placed on the latter's work.

7. Where observations in the present report refer to specific locations, such observations are limited only to the locations specified. They do not in any way imply that they are applicable to other locations nor do they exist at other locations. Although the Board observed certain weaknesses in specific locations only, some of the recommendations are addressed to the entire organization as the nature of the

findings suggest that they are common to other UNDP offices and will benefit from transversal remedial action.

8. The present report covers matters that, in the opinion of the Board, should be brought to the attention of the General Assembly, including specific requests from the General Assembly and the Advisory Committee on Administrative and Budgetary Questions. In particular, the Advisory Committee in its relevant report (A/65/498) requested the Board to:

(a) Report to the General Assembly on an annual basis on progress in implementation of IPSAS;

(b) Provide, when requested, advice and guidance on matters relating to the interpretation of IPSAS standards.

9. The Board's observations and conclusions were discussed with the UNDP Administration, whose views have been appropriately reflected in the report.

10. The recommendations contained in this report do not address the steps which UNDP may wish to consider in respect of officials for instances of non-compliance with its Financial Regulations and Rules, administrative instructions and other related directives.

B. Findings and recommendations

1. Follow-up of previous recommendations

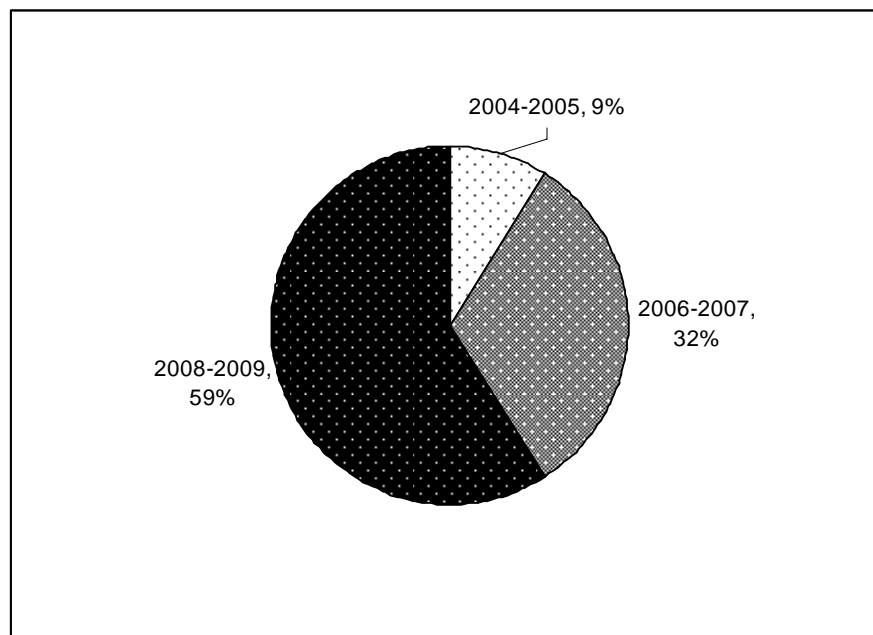
11. Of the 89 recommendations made for the biennium 2008-2009, the Board has assessed that 64 (72 per cent) were fully implemented; 22 (25 per cent) were under implementation; and 3 (3 per cent) were overtaken by events. Details of the status of implementation of these recommendations are shown in annex I. The Board is generally satisfied with the implementation of its recommendations and considers that there is adequate management follow-up to address outstanding recommendations.

12. The Board has noted that some of its recommendations under implementation will be addressed through the implementation of the International Public Sector Accounting Standards. The Board has found that while some recommendations have not been fully resolved, there was progress in clearing legacy balances and improvements in the management processes.

13. The three recommendations made in the last biennium for UNIFEM were overtaken by events. From 2 July 2010, UNIFEM was dissolved and a new entity, UN-Women, was formed, which took over the activities of UNIFEM.

14. In response to the request of the Advisory Committee on Administrative and Budgetary Questions (A/59/736, para. 8), the Board evaluated the 22 recommendations that were not fully implemented and noted that 2 (9 per cent) relate to the period 2004-2005, 7 (32 per cent) to the period 2006-2007 and 13 (59 per cent) to the period 2008-2009, as indicated in figure II.1.

Figure II.1
**Ageing of recommendations under implementation/not implemented for
 the previous biennium**



2. Financial overview

15. The UNDP financial statements include regular resources (core funds), other resources (non-core funds) and the General Assembly established funds administered by UNDP (UNCDF and UNIFEM) for the six months ended 2 July 2010.

16. For the period under review, total income was \$11.36 billion, compared with \$11.8 billion for the previous biennium, a decrease of 4 per cent. Total expenditure amounted to \$11.43 billion, compared with \$10.9 billion for the previous biennium, an increase of 5 per cent. This resulted in a deficit of income over expenditure of \$70 million, compared with an excess of \$906 million in the previous biennium. UNDP drew on reserves accumulated in prior years to fund this difference.

17. Overall, UNDP held cash and investments totalling \$6.2 billion as at 31 December 2011 (2009: \$7.5 billion). The funds required to discharge the net liabilities of the organization amount to \$1.2 billion. In accordance with the UNDP Financial Regulations and Rules approved by the UNDP Executive Board, \$0.374 billion is held in reserves and \$4.6 billion represents resources paid in advance by partners for the implementation of planned UNDP programme activities and will result in future years' expenditure.

3. Progress towards implementation of the International Public Sector Accounting Standards

18. In its review of the Board's reports for the biennium 2008-2009, the Advisory Committee on Administrative and Budgetary Questions, recommended in its report

(A/65/498, para. 19) that the Board prepare an annual report on progress towards IPSAS implementation. The recommendation was endorsed by the General Assembly in its resolution 65/243.

19. Pursuant to the request of the Advisory Committee, the Board performed an assessment of the UNDP IPSAS readiness in August 2011, in coordination with the internal audit department of UNDP, which was followed by another review in May 2012 to assess the status as at that date and to follow up on previous recommendations.

20. During the biennium, the Board noted progress made by UNDP in the following areas:

(a) UNDP was on track with its IPSAS implementation and as at 1 January 2012, it went live with IPSAS implementation;

(b) UNDP had conducted IPSAS user-specific training at headquarters and with all the regional bureaux prior to the go-live date;

(c) UNDP had established a Global Shared Services Centre which is now fully functional, to provide assistance to country offices in processing complex transactions in the IPSAS regime, including the recording of revenue from contribution agreements and asset management. This includes the recording and adjustment of assets, receipting support and reinforcement of the training country offices received from headquarters and the regional bureaux;

(d) The Board noted that UNDP had a comprehensive plan to prepare dry-run financial statements and IPSAS opening balances. The data review process, however, was nearing its completion at the time of the audit;

(e) UNDP has completed the system customization necessary to implement IPSAS including the development of management reports to support operations.

21. While the implementation of IPSAS at UNDP was on track, the Board noted that there were areas that needed to be closely monitored to successfully implement IPSAS:

(a) UNDP did not have a benefits realization plan and planned to focus on implementation first. UNDP informed the Board that it is focused on implementation and it will complete a costs and benefits realization plan by December 2012;

(b) The Board has noted in this report weaknesses in legacy processes related to asset management and leave management as well as the need to address long-outstanding legacy and inter-agency balances; these may have an impact on IPSAS opening balances.

22. The implementation of IPSAS will result in good management information to support decision-making across the organization. UNDP maintains a process where it closes its books only on a quarterly basis and prepares annual accounts. The Board sees scope in UNDP using the new information to produce more frequent management accounts and provide management with information to support the decision-making process.

23. UNDP agreed with the Board's recommendation to: (a) develop an IPSAS benefits realization plan; (b) finalize the clean-up of long-outstanding

inter-agency legacy balances; and (c) monitor its timelines in the preparation of opening balance and dry-run financial statements.

24. UNDP agreed with the Board's recommendation to consider strategies on how the new information generated from IPSAS implementation will support decision-making in the organization.

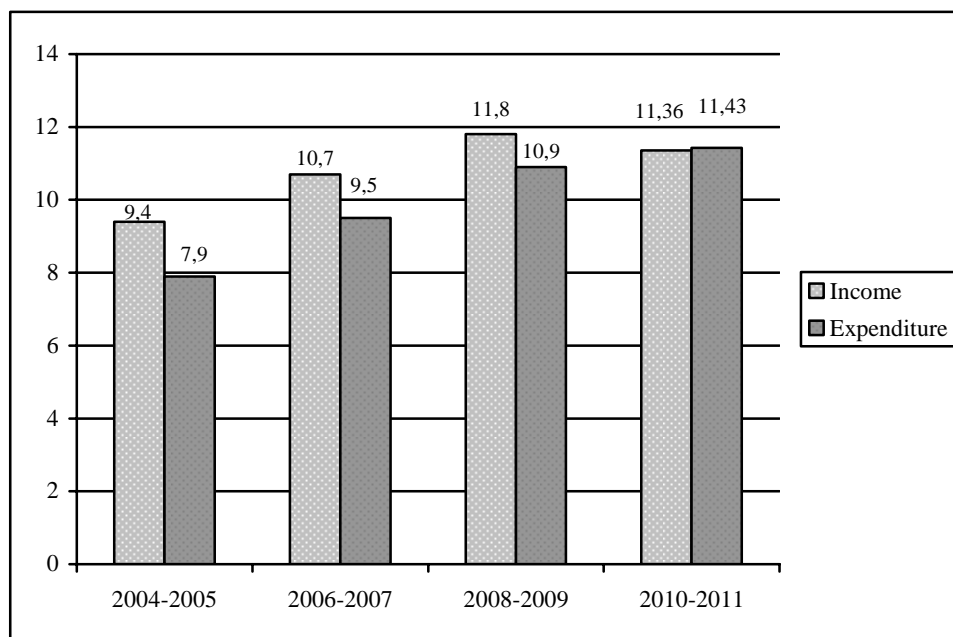
4. Statement of income and expenditure

25. Total income for the period under review amounted to \$11.36 billion while total expenditures amounted to \$11.43 billion, giving a deficit of income over expenditure of \$70 million. UNDP drew on reserves accumulated in prior years to fund this difference. Comparative income and expenditures for the financial periods 2004-2005, 2006-2007, 2008-2009 and 2010-2011 are shown in figure II.2.

Figure II.2

Comparative income and expenditure

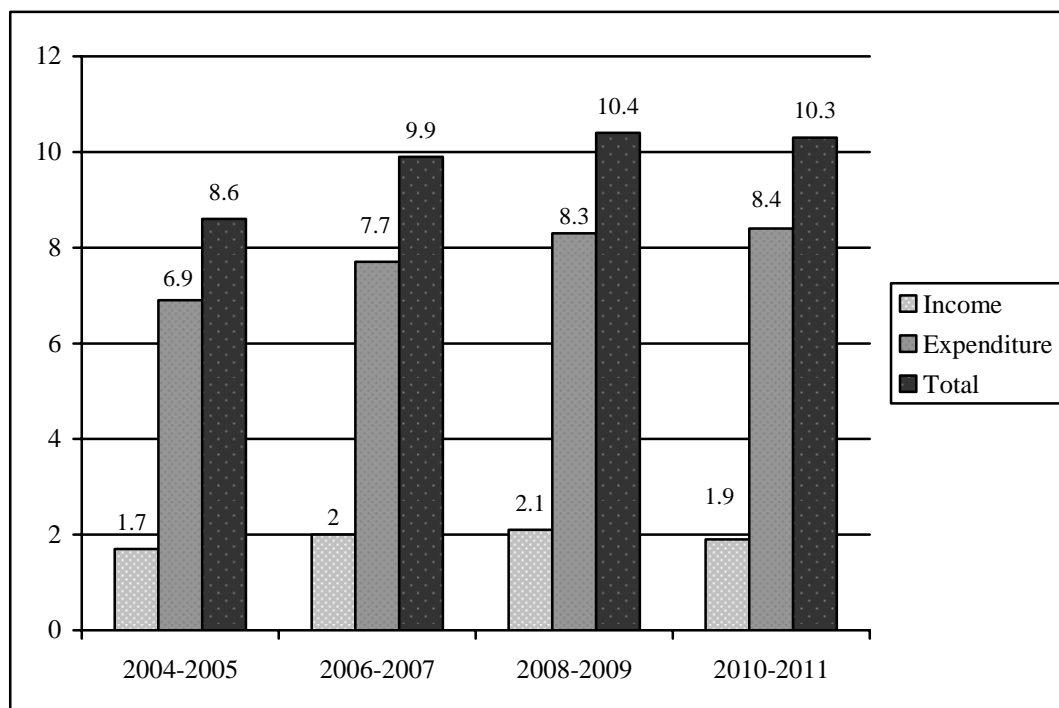
(Billions of United States dollars)



Source: The Board's analysis of UNDP financial statements for the biennium ended 31 December 2011.

26. The net increase in expenditures of approximately \$530 million, or 5 per cent, was attributable mainly to increases in programme expenditure and biennial support budget for other resources.

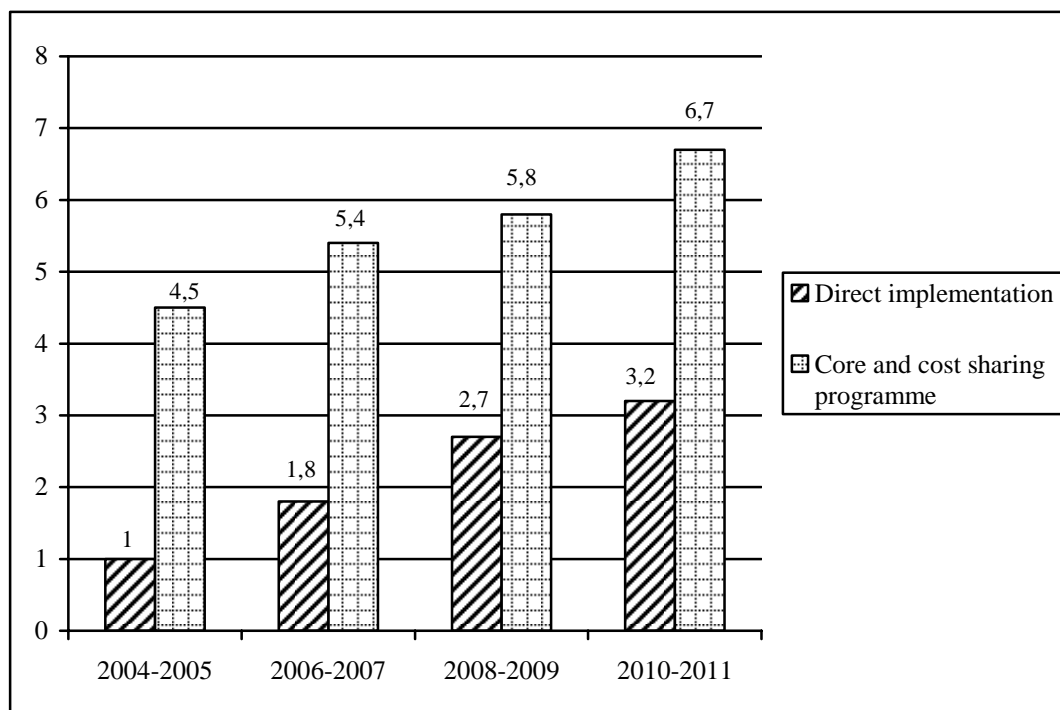
Figure II.3
Comparative contributions for regular and other resources
 (Billions of United States dollars)



Source: The Board's analysis of UNDP financial statements for the biennium ended 31 December 2011.

27. Other resources which are earmarked accounted for approximately 82 per cent of total contributions in 2011, and the high contributions in other resources have been an increasing trend since 2004-2005, as shown in figure II.3. The larger percentage of resources in non-core reflects that UNDP resources are predominantly for earmarked activities. Figure II.4 shows direct implementation in relation to programme expenditure.

Figure II.4
Comparative direct implementation and programme expenditure^a
 (Billions of United States dollars)



Source: Schedule 2 of the UNDP financial statements.

^a These exclude programme expenditure incurred by trust funds.

28. In accordance with paragraph 8 (g) of Executive Board decision 98/2, UNDP may consider using direct implementation only in countries in special circumstances and apply only when it can be demonstrated that it is essential to safeguard the full responsibility and accountability of the Administrator for effective programme and project delivery.

29. The Board noted that the use of core and cost-sharing funds for direct implementation of projects increased from 22 per cent in 2004-2005 to 32 per cent of total programme expenditure in the biennium 2010-2011, as shown in figure II.4, compared to the use of other modalities, such as national implementation. UNDP indicated that direct implementation in country offices in special circumstances or in crisis, such as in the Sudan, Somalia, Afghanistan and the Democratic Republic of the Congo, accounted for the vast majority of this increase. The General Assembly supported national implementation as the preferred modality.

30. The biennial support budget as a percentage of total expenditure (as shown in table II.1) remained fairly constant when compared to previous bienniums. However, the nominal value of biennial support budget expenditure increased by approximately 21 per cent in the previous two bienniums but in 2011 it increased by approximately 10 per cent. UNDP informed the Board that the nominal growth, which is largely attributable to other resources, relates to the increased

organizational alignment with the 7 per cent indirect cost recovery rate on new third-party-funded programmes (which was endorsed by the Executive Board in its decision 2007/18).

Table II.1

Comparative biennial support budget expenditure and total expenditure

(Thousands of United States dollars)

	2004-2005	2006-2007	2008-2009	2010-2011
Total expenditure (including biennial supporting budget)	7 792 938	9 359 917	10 580 392	11 266 392
Percentage change in total expenditure		20	13	6
Biennial support budget (net)	1 086 712	1 311 881	1 576 979	1 750 068
Biennial support budget percentage	14	14	15	16
Change in biennial support budget		20.80	21.60	10.98

5. Financial management

31. The Financial Regulations and Rules of UNDP allocate to the Administrator the responsibility for the production of accurate financial statements in accordance with the accounting framework.

32. The Board found that UNDP had adequate processes to support the preparation of its financial statements. The Board's review of UNDP financial statements for the biennium ended 31 December 2011 found areas for improvement as discussed below. While the Board considers that the areas for improvement, individually or in aggregate, are not material and do not affect its opinion, these items affect the accurate presentation of the financial statements:

(a) *Unliquidated obligations.* Unliquidated obligations as at 31 December 2011 amounted to \$169.8 million, representing 1.5 per cent of the total expenditure and a reduction of \$123 million, or 42 per cent, compared with \$293 million in 2008-2009. Unliquidated obligations of \$2 million (2009: \$38 million) were not certified as required by the UNDP period-end closure instructions representing 7 per cent compared to 13 per cent in the prior biennium. The Board also noted that the list of unliquidated obligations included balances with positive (debit) amounts of \$0.7 million, which indicates that the amounts were inappropriately included in unliquidated obligations;

(b) *Refunds pending to donors.* Refunds pending to donors decreased by 64 per cent from \$34 million in 2009 to \$12.4 million in 2011. The balance, however, included a debit (positive) balance of \$1.1 million that was netted off against the refunds-pending-to-donors account. Furthermore, the ageing categories applied by UNDP were broad and did not facilitate the monitoring of its requirement to pay the balances within 30 days after they fall due.

33. UNDP agreed with the Board's recommendation to seek further cooperation from its partners in managing refunds, and improve related monitoring processes.

Unapplied deposits not applied in a timely manner

34. As at 31 December 2011, UNDP had unallocated deposits amounting to \$39.8 million. Included in the balance of unapplied deposits was an amount of \$36.9 million received from one donor, which included \$16.1 million received in 2009. The Board noted that UNDP could not allocate the deposits or contributions because it did not have an agreement with the donor. The lack of application of funds may create the perception that UNDP is not exercising due diligence to apply the funds in programme implementation.

35. UNDP informed the Board that it has initiated follow-up action to establish the purpose of the funds. The Board will keep this matter under review.

Country office bank reconciliations

36. In response to the Board's concerns about the performance of bank reconciliations in prior periods, UNDP had strengthened its controls over bank reconciliations, including the implementation of a dashboard to monitor the process and the results of bank reconciliations. While the Board has found generally effective controls regarding bank accounts, it continued to find deficiencies, indicating a need to reinforce the controls. For example, in Chad, bank reconciliations were not properly performed or documented. In Jamaica and the Bolivarian Republic of Venezuela, there were long-unleared reconciling items.

37. UNDP agreed with the Board's recommendation to: (a) follow up with the identified country offices to improve the bank reconciliation process; (b) consider, on a risk basis, a detailed review of bank accounts of country offices where it identifies specific risks.

38. UNDP informed the Board that specific attention will be given to country offices with specific capacity issues.

6. General and related funds*Inactive trust funds*

39. In paragraph 86 of the Board's report for the biennium ended 2009 (A/65/5/Add.1), UNDP agreed with the Board's recommendation to perform a review of trust funds with minimal activity and address reasons for delay in execution of projects in order to continue its efforts to close all inactive trust funds.

40. As at 31 December 2011, UNDP trust funds had balances of \$914.8 million. Of these trust funds, 307 trust funds with balances of \$881.8 million were active trust funds. UNDP closed 347 funds during the biennium by identifying trust funds with minimal or no expenditure and requesting respective country offices and units to review and close the funds, where possible. However, the Board noted that the process of closing the remaining 46 inactive trust funds with balances of \$4.6 million and 103 trust funds with zero balances had not been completed at the end of the biennium. The Board noted that the follow-up action and process to close inactive trust funds was left to the Office of Finance and Administration instead of the respective country offices and regional bureaux, indicating a need for reinforced oversight and monitoring at an organization level. Delays in closure of inactive trust funds create a risk that refunds to donors may not be made on time nor any remaining funds made available to programme activities.

41. UNDP informed the Board that its process to close the trust funds occurs after its year-end closure of accounts and that processes were under way to address the remaining trust funds identified through the 2011 accounts year-end closure process.

7. Inter-fund balances

Inter-agency reconciliation

42. In paragraph 136 of its previous report (A/65/5/Add.1), the Board reported differences between the amount recorded by UNDP and the amount confirmed by other United Nations agencies on service clearing accounts and project clearing accounts, based on confirmations and reconciliations received by UNDP. In paragraph 139 of the report, UNDP agreed with the Board's recommendation to continue its effort to reconcile inter-agency balances with other United Nations agencies.

43. The Board obtained 18 confirmations (representing a 23 per cent response rate of the confirmation requests sent by the Board) from other United Nations agencies and noted that there was an aggregate difference of \$5.8 million between the amount recorded by UNDP and the amount confirmed by other United Nations agencies, consisting of \$4.6 million (79 per cent) relating to service clearing accounts and \$1.2 million for project clearing accounts. Of the \$4,600,000 relating to the service clearing account, \$4,100,000 were timing differences and \$454,000 were differences that UNDP is following up on with its partner agencies.

44. The Board noted that some agencies had not reported to UNDP the amount on the completion of the Project Clearing Accounts schedule 12A; however, confirmation of inter-agency balances was sent to the Board. In total, UNDP did not receive 16 reconciliations from other United Nations agencies before the closure of its accounts on 30 April 2012. Differences between the amount recorded by UNDP and the amount confirmed by the other agencies create a risk of misstatements of the inter-agency balances recorded by UNDP in its financial statements.

45. UNDP agreed with the Board's recommendation to work in partnership with other United Nations agencies to ensure complete and timely submissions and reconciliations of inter-agency balances.

UNDP and UNOPS inter-agency balances

46. As at 31 December 2011, total UNOPS business delivery funded by UNDP amounted to \$842.6 million (2009: \$976.3 million), with UNOPS generating \$41.5 million of fee income from this business. The transaction activities between UNOPS and UNDP are conducted through the common enterprise resource planning system (Atlas), where UNOPS implements project activities on behalf of UNDP. UNDP, on the other hand, provides a variety of administrative services to UNOPS, including treasury, information technology and other administrative services, mostly at the field level.

47. In its previous report on UNOPS (A/65/5/Add.10, para 79), the Board noted that UNOPS and UNDP continued to have residual unresolved inter-fund differences. During the biennium, the Board performed a reconciliation of the amounts disclosed in both the UNOPS and UNDP financial statements and noted differences. On a quarterly basis, UNDP and UNOPS perform a reconciliation of the inter-fund balances. The Board noted that there was a difference of \$49.01 million

between the amount initially recorded by UNDP and the amount recorded by UNOPS, relating to an incorrect adjusting entry processed by UNDP on the management service arrangement. However, UNDP subsequently corrected the error in its financial statements.

48. The Board noted that the reconciliations for the second and third quarters of 2011 were completed, and the agencies were in communication during the closure of accounts. However, formal confirmations that allow for timely reconciliation of differences were finalized only once the accounts of both agencies were closed, resulting in unresolved differences, which were resolved only during the audit.

Prior-year residual difference

49. The Board noted that there continued to be an unresolved difference of \$18 million dating back to prior years and neither UNOPS nor UNDP now has the documentation to support the validity and thereafter recovery from either entity. However, the Board notes that UNDP and UNOPS have established a process to resolve the differences with the involvement of independent experts.

Difference caused by management service agreement transactions

50. While UNDP and UNOPS reconciled their inter-fund balances, this process did not prevent UNOPS from incorrectly reporting management service agreement transactions of \$65.3 million to UNDP. It also did not prevent a difference of \$49.01 million relating to MSA corrections that were initially incorrectly processed by UNDP as at 31 December 2011.

51. The Board is concerned because UNOPS and UNDP account for MSA transactions once a year, whereas the memorandum of understanding between UNDP and UNOPS requires semi-annual reports. The submissions to UNDP were made through electronic spreadsheets, which are not validated by UNDP, a process which exposes both entities to the risk of error.

52. UNDP agreed with the Board's reiterated recommendation that it resolve the dispute regarding inter-fund differences in its accounts with UNOPS.

53. UNDP agreed with the Board's recommendation to: (a) obtain confirmation of balances from UNOPS prior to closure of its account and perform a reconciliation of inter-fund balances; (b) obtain semi-annual reports and certifications from UNOPS; and (c) establish an adequate validation for the amounts provided by UNOPS before it processes the MSA transactions.

8. End-of-service liabilities (including the after-service health insurance)

54. The financial statements for the period under review reflected end-of-service and post-retirement liabilities amounting to \$984.6 million (2009: \$554.1 million). Of that amount, \$826.5 million (2009: \$430 million) represented after-service health insurance, \$63.1 million (2009: \$46.8 million) related to accrued annual leave, and \$82.3 million (2009: \$67.1 million) represented repatriation benefits, and termination benefits of \$12.7 million (2009: \$10.2 million). The significant increase in the actuarial valuation of after-service health insurance liability as at 31 December 2011, which was received by UNDP in April 2012, was attributable mainly to the decrease in the discount rate applied by the actuary from 6 per cent to 4.5 per cent.

Disclosure of end-of-service liabilities in the financial statements

55. In its previous report (A/65/5/Add.1, para. 149), the Board continued to note that UNDP did not fully accrue for after-service health insurance. The Board recommended that UNDP provide fully for all end-of-service liabilities (ibid., para. 151) and consider a funding policy for all end-of-service liabilities (ibid., para. 152).

56. The Board noted that as at 31 December 2011, UNDP had only accrued for the funded portion of its after-service health insurance amounting to \$453.2 million (2009: \$373 million), a shortfall of \$373.3 million when compared to the latest actuarial valuation of \$826.5 million. In accordance with the United Nations system accounting standards, UNDP did not provide an aggregate of \$158.1 million for the repatriation benefits, the accrued leave liability and termination benefits.

57. The United Nations system accounting standards currently allows variable accounting treatment in the recording of end-of-service liabilities, consisting of disclosure in the statement of assets and liabilities or in the notes to the financial statements and in accordance with the policy of the organization. The Board notes however, that this treatment is inconsistent between agencies and lacks transparency.

58. UNDP informed the Board that it would recognize the after-service health insurance liability in full with the implementation of IPSAS in 2012.

Funding for end-of-service liabilities

59. The Board has previously stated that UNDP needs a funding plan for its end-of-service liabilities. While the liabilities will continue to be settled on an ongoing basis, United Nations entities need to develop adequate strategies to meet those liabilities. The voluntary nature of UNDP funding implies that its funding is not guaranteed in the future. Therefore, UNDP needs to ensure that the costs of its activities can be met.

60. UNDP stated that it already has a funding plan for the after-service health insurance and that it will formulate a funding plan for the remaining liabilities: accrued leave liabilities, and termination and repatriation benefits.

61. UNDP agreed with the Board's reiterated recommendation to provide fully for all end-of-service liabilities as part of its implementation of IPSAS.

62. UNDP agreed with the Board's recommendation to formulate funding plans for end-of-service liabilities relating to accrued leave, and termination and repatriation benefits.

9. Programme and project expenditure, including nationally implemented projects

Nationally implemented projects audit process

63. UNDP, with the support of its internal audit department, the Office of Audit and Investigations, maintains a well-defined and documented process to monitor and follow up projects implemented through the national implementation modality (NIM). The Board has noted improvements in the management of the process and the results generated through the process, which now includes the regional bureaux

following up with country offices regarding the NIM audit process. A total of \$3.2 billion expenditure is implemented through the NIM audit modality.

64. In 2010, the UNDP NIM audit process identified a total unsupported expenditure of \$40 million. Of this amount, \$27 million related to the Egypt country office, which received modified reports for its projects expenditures, and where UNDP indicated that the accounting records and supporting documents for project expenditures were destroyed or lost during the revolution in the country. For other country offices, the modifications were owing largely to lack of supporting documents, or differences between the expenditures reported on the combined delivery reports and the expenditure in the project records.

65. While the Board recognizes that the unsupported amount in Egypt was due to unique circumstances, it considers that UNDP should use other measures to obtain assurance that the funds were spent as intended, such as project verification visits. UNDP informed the Board that following the fire in the project office, lessons have been drawn and appropriate procedures have been taken to safeguard project records.

66. UNDP informed the Board that the implementing partner in the government ministry has indicated acceptance of the expenditure recorded in the project expenditure report, thus confirming that there was no loss of money advanced to the Government. Furthermore, in the most recent 2011 national execution audit cycle, three of the four projects audited received “unqualified” audit opinions, and the fourth project was operationally closed.

67. UNDP further informed the Board that regional bureaux are following up with country offices which have recurring modified audit opinions to ensure that agreements are reached with programme government and implementing partners on instances where the change of cash modality is required.

Other national implementation modality weaknesses

68. While noting progressive improvements through follow-up and review conducted by the Office of Audit and Investigations, the Board’s analysis of the NIM audit process, using Office of Audit and Investigations data, identified the following deficiencies:

(a) Some country offices continued to submit audit plans and audit reports after the due date;

(b) Some country offices had not prepared their action plans to address NIM prior-period recommendations;

(c) In Chad, the Board noted that projects with cumulative expenditure of \$1,834,795 that met the criteria for inclusion, were not included in the list of 2011 project expenditure to be audited. UNDP subsequently informed the Board that the projects have been included in the 2012 audit plan.

69. The Board considers that the involvement of regional bureaux in the NIM follow-up process is a significant development, which will strengthen controls and improve the partnership with implementing partners to strengthen their capacities. In this regard, the results of the NIM process are an important input to identify areas where implementing partners need support.

70. **UNDP agreed with the Board's recommendation that UNDP regional bureaux consider the results of the NIM audit process and work with implementing partners to address the weaknesses identified in the NIM audit process. A focus should be on those implementing partners which have recurring negative reports.**

71. UNDP stated that the NIM audit results and audit issues continue to be an important agenda item of all regional bureau financial review meetings with the Bureau of Management. Furthermore, country offices are required to review their cash transfer modality with the implementing partners where there are recurring instances of negative NIM audit reports.

72. **UNDP agreed with the Board's recommendation that it consider other procedures of obtaining assurance that funds were spent as intended in the Egypt country office.**

73. UNDP informed the Board that the Egypt country office has confirmed that all bank statements in 2011 were reconciled with the book statements and all newly purchased assets were registered and the supporting documents were filed. Furthermore, a strong monitoring and evaluation system is already in existence and applied to all its projects.

Project management in the field

74. The Board has over the bienniums raised a number of issues that affect project management in the field. In its visit to country offices, during the biennium, the Board noted the following residual matters that affect the effectiveness of project management in the field:

(a) *Reflection of projects status on Atlas.* Atlas reflects the project status at any given point in time and its data is useful for decision-making regarding the effectiveness of project management controls and other management decisions. The Board found that there was scope to improve the quality of data maintained in Atlas regarding the status of projects. For example, the Somalia country office project report included projects that were shown as financially closed when the projects were ongoing; and the Jamaica country office included projects that were converted from the UNDP legacy system that were not operationally closed;

(b) *Financial closure of projects.* The Board found that the closure of projects, while a project management control, has often been followed up by the headquarters finance team. However, the Board has seen the escalation of this issue to regional bureaux, where it will be addressed as part of enhanced project management control;

(c) *Combined delivery reports.* Interim combined delivery reports are obtained from implementing partners on a quarterly basis and the final combined delivery reports are prepared on an annual basis. Implementing partners are required to sign their combined delivery reports and return them to the country office. The receipt of combined delivery reports was not adequately monitored at some country offices;

(d) *Project monitoring.* The Board found that the Chad country office did not perform project visits and final project reviews during the biennium. Lack of field visits limits the country office from confirming the use of UNDP funds on project activities.

75. UNDP agreed with the Board's reiterated recommendation that through the regional bureaux it: (a) prioritize the financial closure of all operationally closed projects; and (b) address the causes of delays in the finalization of project closure.

76. UNDP informed the Board that it will further emphasize diligent project monitoring with the country offices and that under the Atlas enhancement project, related processes in Atlas will be reviewed to improve project data quality at the source and to enhance project monitoring efforts for results-based reporting.

77. UNDP agreed with the Board's recommendation to enhance the quality of information regarding projects, through regular review of project information in Atlas.

78. UNDP informed the Board that the practice of regular review and update of implementation status of the projects is currently being emphasized in training workshops. Furthermore, the enhanced Financial Dashboard to be rolled out will enable project managers to closely monitor financial closure status of operationally closed projects.

79. UNDP agreed with the Board's recommendation that UNDP country offices monitor the receipt of quarterly combined delivery reports.

80. UNDP informed the Board that the quality and timeliness of donor reporting (including combined delivery report) at the country office level is currently being reviewed by UNDP management as part of its strategy to further strengthen the organization's own internal accountability mechanisms in response to the needs of its partners.

81. UNDP agreed with the Board's recommendation that country offices perform field visits and final project reviews to assess project performance and success and to improve on lessons learned.

82. UNDP stated that its current policy, which is elaborated in the UNDP Handbook on Project Planning, Monitoring and Evaluation, provides specific guidelines for project review and applying lessons learned.

UNDP microfinance activities

83. UNDP, in a few cases, supports projects that involve microlending activities. The Board found examples in the Myanmar and Georgia country offices. UNDP Financial Regulations and Rules provide for these activities to be implemented through an intermediary. The Board found that:

(a) UNDP did not have specific policies to address its recording of microlending activities in its accounts;

(b) The Board found that UNDP had not yet performed a systematic review to identify all its microlending activities (Revolving Fund), to determine the impact of their disclosure in its accounts. Some instances, such as those in UNCDF, which is administered by UNDP and is included in the current UNDP accounts, reflect the

fact that conditions may exist in project agreements which will require UNDP to include microlending activities as loans and not as expenditure.

84. UNDP informed the Board that under a Revolving Fund, funds are loaned to self-selected project community group members, who repay funds borrowed, including interest, into the Revolving Fund. The repaid funds are subsequently loaned to other borrowers in the project community group. This mechanism ensures funds continue to revolve among the community group members for the benefit of the project community. As such, there was generally no need for it to account for these projects in its accounts.

85. The Board is of the view that the varying nature of the microfinancing activities reflect a need for UNDP to review and assess its microlending activities as a whole to ensure that it applies consistent standards and policies on these transactions.

86. UNDP agreed with the Board's recommendation to: (a) review all projects with microfinance activities and assess its policies to ensure consistent recording of these activities; and (b) implement adequate project monitoring controls over microlending activities, in line with project agreements.

10. Harmonized approach to cash transfer implementation

87. The framework for harmonized approach to cash transfers (HACT) to implementing partners defines HACT as a risk management approach to the process of transferring cash to implementing partners. Its aim is to: (a) reduce transaction costs pertaining to the country programmes of the Executive Committee agencies by simplifying and harmonizing rules and procedures; (b) strengthen the capacity of implementing partners to effectively manage resources; and (c) help manage risks related to the management of funds and increase overall effectiveness.

88. HACT implementation is not a specific agency initiative but a joint effort of the Executive Committee agencies that make up the United Nations country team. Therefore, the challenges presented by the framework should rightly be addressed from a United Nations system perspective.

Implementation of HACT by UNDP country offices

89. In its review of country offices during the biennium, the Board found major challenges with the implementation of the HACT framework, including:

(a) There were 61 UNDP country offices that had declared compliance with the framework but only 6 of them had opted to follow the HACT assurance modality;

(b) Although in the case of UNDP, the Regional Director's Team has responsibility for oversight, monitoring and support of HACT implementation, the Board noted that this oversight and monitoring of implementation of the framework had not occurred as planned;

(c) On review of the country office progress on HACT implementation, the Board noted that: (i) some country offices were not clear regarding whether or not implementing HACT would reduce costs; (ii) some country offices did not fully understand the macro-assessment process; and (iii) there were inconsistencies with regard to the way in which country offices were conducting micro-assessments and

applying the results thereof; (iv) at some country offices, the Board noted that despite the fact that the micro-assessment had flagged some implementing partners as high risk or given modified NIM audit opinions because of unsupported expenditure, country offices continued to make direct transfers to implementing partners, without adequate consideration of the level of risk. Country offices informed the Board that the framework could be made more prescriptive on which cash transfer modality should be used in cases where a micro-assessment reflects a high risk as the level of risk is not the only driver for the choice of direct cash transfers, it being recognized that there are other assurance procedures for high risk environments.

90. The findings of the Board were consistent with the findings contained in the United Nations Development Group HACT Advisory Committee global assessment of HACT.

UNDG HACT Advisory Committee global assessment of HACT

91. The UNDG HACT Advisory Committee global assessment highlighted a number of difficulties and challenges with the HACT implementation process, which include the following:

(a) In many programme countries, HACT has not been implemented beyond the initial stages of the required capacity assessments;

(b) Incentives for Governments to agree to and fully support HACT had not been sufficiently outlined;

(c) For many Governments, the introduction of HACT is accompanied by very high entry costs with regard to full financial and organizational disclosure at the directorate or departmental level. Many Governments opposed the implementation of HACT because the systematic approach through assessments and assurance activities at the institutional level is interpreted as interfering in national sovereignty and the risk ratings applied by third-party audit/consulting firms exposed capacity gaps and organizational weaknesses with a potentially negative impact on cash disbursements through other development partners;

(d) Terms and conditions as stipulated by the HACT framework are perceived by Governments as introducing unnecessary accounting and reporting obligations;

(e) The HACT framework does not go beyond a description of technical procedures with regard to the way in which to conduct assessments or request and report expenditures;

(f) HACT implementing countries have particular challenges in establishing assurance and audit plans. A number of countries that have implemented assurance and audit plans have not been able to systematically follow up with the actual assurance activities. The main reason for this is the limited staff and financial capacity of the United Nations at the country level.

92. The Board shares the findings and recommendations of the UNDG Advisory Committee and underscores the need to consider ways of enhancing the framework.

93. UNDP informed the Board that following the HACT global assessment results, the revision of the current HACT framework is expected to be launched shortly by the HACT Advisory Committee with Development Operations Coordination Office support. The existing HACT oversight mechanism and governance issues are expected to be addressed by the HACT framework revision exercise, including developing/strengthening the accountability framework that clarifies the distribution of HACT-related roles and responsibilities. Furthermore, the revised HACT framework is expected to include additional detailed guidance and tools on: assurance and audit framework, taking into consideration a risk-based approach and agencies' assurance requirements; guidelines for developing joint assurance and audit plans; and guidelines for implementation of assurance activities and frequency of assurance activities.

94. **UNDP agreed with the Board's recommendation that it: (a) consider enhancing the roles of oversight and monitoring of implementation of the HACT framework at country offices; (b) consider mechanisms to foster a common understanding and application of the framework by country offices as part of an inter-agency process.**

11. Decentralization and country office activities

95. UNDP maintains a decentralized structure to support its activities in the field, composed of approximately 160 countries worldwide. In this context, the Directors of Regional Bureaux are accountable to the Administrator for the oversight and monitoring of the activities of the country offices within its region while the central bureaux have accountability to the Administrator for providing the required regulatory framework and monitoring support to regional bureaux. Other monitoring mechanisms in place include the quarterly country scan conducted by the regional bureaux, and the quarterly financial reviews by the Bureau of Management.

96. Notwithstanding the mechanisms in place, the Board's findings during the biennium as detailed in the present report indicate the need for UNDP to strengthen its oversight and monitoring mechanisms of activities in the country office, to ensure that the control activities of the organization are not weakened.

97. The Board has found the following examples, which are included in the current report:

- While the Board found generally functional controls regarding bank reconciliations, it continued to find deficiencies, indicating the need for UNDP to reinforce bank reconciliation controls in field offices
- On project management, the Board noted that there was scope to improve data quality in Atlas as the Board found that in various field offices, Atlas reflected incorrect project status. Furthermore, the monitoring and closure of projects and inactive trust funds were effected to the Office of Finance and Administration at headquarters instead of the respective units and regional bureaux responsible for the projects
- On HACT, although the Regional Directors' teams had the responsibility for oversight, monitoring and support of HACT implementation, the Board noted that the oversight and monitoring of the HACT framework did not occur as envisaged

- The Board noted with regard to procurement management, that there was a need for the established oversight mechanisms to be further strengthened to ensure compliance with the UNDP policies and procedures. The dashboard monitoring tool was not widely used because of poor data quality. The Board also noted weaknesses in the processes followed by field offices in awarding contracts and that this area could benefit from enhanced oversight
- Although UNDP headquarters implemented asset management controls, the weaknesses noted in the country offices asset management indicate a need for further strengthening of those controls, such as a review of the consolidated entity-wide asset register and enhancing asset certification and validation procedures
- Throughout the field offices visited by the Board during the biennium, the Board noted weaknesses in leave management, which is indicative of a systematic problem within UNDP that would require strengthened oversight and monitoring.

98. The Board recommends that UNDP consider further strengthening of oversight and monitoring of field-level activities associated with procurement, trust funds, projects, asset management, HACT, and human resources to ensure accountability in the context of its highly decentralized structure and compliance with UNDP policies and procedures.

12. Procurement and contract management

99. Cost-effective procurement and contract management are vital to the delivery of UNDP global operations. Procurement functions include all actions necessary for the acquisition, by purchase or lease, of property, goods and services. Procurement actions include identifying a need, specifying the requirements to fulfil the needs, identifying potential suppliers, soliciting bids and proposals, evaluating bids and proposals, awarding contracts and purchase orders, tracking progress and ensuring suppliers' compliance, accepting and inspecting delivery, paying the suppliers, and managing the assets procured or service contracted.

100. The Board's review of procurement identified the following matters affecting the effectiveness of the function at headquarters and country offices in the field:

(a) *Procurement planning.* The Board has previously emphasized the need for individual and consolidated procurement plans at all country offices and headquarters. The Board found a lack of progress on this issue, and that therefore the opportunity to obtain best value for money through consolidating procurement needs was lost.

(b) *Procurement monitoring and data quality in Atlas.* UNDP created dashboards in Atlas as monitoring tools to assist the users of Atlas in tracking procurement actions, as well as generating procurement information. The dashboard, however, was not widely used because of the poor data quality and could not be effectively used for procurement monitoring and management decisions.

(c) *Strengthening oversight of procurement activities.* While UNDP has clear procurement oversight mechanisms established at the country-office level for procurement and contract reviews, the Board noted that UNDP could strengthen its

monitoring and oversight to ensure that country offices comply with the UNDP policies and procedures.

(d) *Certification of buyers.* Of those who are procurement buyers in Atlas, 62 per cent (2010: 34 per cent) have completed the procurement level-I certification.

101. With its large network of country offices and large expenditures, UNDP should be well placed to exploit procurement opportunities and scale economies through analysis of its procurement needs and adequate planning. The matters identified by the Board, added together, limit UNDP from obtaining best value for money from its procurement activities.

102. UNDP agreed with the Board's reiterated recommendation that UNDP consider the implementation of individual and consolidated procurement plans at country offices and headquarters based on an analysis of procurement needs.

103. UNDP agreed with the Board's reiterated recommendation to: (a) improve its maintenance and use of the procurement dashboard; and (b) strengthen monitoring support to the regional bureaux for procurement actions at country offices.

104. UNDP agreed with the Board's reiterated recommendation to: (a) perform a regular review of buyer profiles in Atlas to ensure that only certified procurement staff have buyer profiles, and remove inappropriate profiles from Atlas; and (b) consider mechanisms aimed at improving the certification rate of personnel performing procurement functions.

105. UNDP stated that the policy on the Procurement Capacity Assessment Framework, which was recently approved by the Organizational Performance Group, is an integral part of the strategy to tie further delegation of procurement authority to the procurement capacity of UNDP offices. This will also inform the procurement certification requirements so as to address capacity gaps in targeted offices and will contribute to greater managerial accountability and procurement planning at UNDP offices.

Use of waivers

106. The Board noted cases where country offices (Bolivarian Republic of Venezuela, Chad, Indonesia and Myanmar) procured goods and services through direct contracting without proper justification. Furthermore, waivers in three of the country offices were either not referred to the Advisory Committee on Procurement or were later referred to the Committee when second payments were required. The Board noted that, in most instances, waiver of the competitive bidding process could have been avoided by proper and timely planning by country offices. Failure to follow appropriate procurement processes increases the risk of poor value for money and fraud.

107. UNDP agreed with the Board's recommendation to: (a) implement measures to enhance monitoring and oversight on direct contracting and other non-competitive procurement methods; (b) plan its procurement activities in a timely manner to allow for competitive bidding and compliance with applicable procurement rules, for example by notifying all the requisitioners six months in advance of the need to start planning for a procurement exercise.

Awarding of contracts at country offices

108. The Board reviewed the procurement process at country offices and noted the following weaknesses and non-compliance with the UNDP procurement principles, policies and procedures:

(a) Contracts were not always awarded to bidders with the highest score and with the best quote per outcome of technical and financial evaluation;

(b) Required advertisement methods were not always followed to solicit potential vendors, reducing the pool of interested suppliers;

(c) The Chad country office awarded contracts amounting to \$1.19 million to a travel agency without competitive bidding;

(d) Segregation of duties was not always followed during the procurement process, in that staff members whose units were referring cases to the procurement committee also participated in committee proceedings, exposing UNDP to the risk of conflict of interest;

(e) Contracts were not always entered into and signed with vendors by country offices;

(f) Vendor performance evaluations were not always performed by country offices;

(g) At the Ukraine and Chad country offices, the Board noted that the supplier database had duplicated suppliers and inactive suppliers, indicating that the supplier database was inaccurate and of limited value.

109. The weaknesses in procurement and contract management compromise the principles of fairness and transparency in the procurement process and could lead to UNDP not obtaining the best value for money in its procurement activities.

110. The Board recommends that UNDP country offices: (a) implement adequate segregation of duties in the procurement process to avoid conflict of interest; (b) regularly perform vendor evaluations; and (c) adhere to UNDP solicitation and contract award rules.

111. UNDP agreed with the Board's recommendation that UNDP headquarters consider the application of its oversight role to ensure that country offices comply with the UNDP procurement measures currently being implemented by the Advisory Committee policies and procedures.

112. UNDP informed the Board that one of the measures currently being implemented by the Advisory Committee on Procurement is the scheduled roll-out of the new Advisory Committee on Procurement online application, which will cater for cases even at the Contracts, Assets and Procurement Committee level, which means that cases for the more than 160 decentralized contracts, assets and procurement committees in business units and country offices will in future also be captured in the system in addition to cases at the regional Advisory Committee on Procurement and headquarters Advisory Committee on Procurement to ensure that all procurement oversight data is centralized.

Office of Audit and Investigations assessment of corporate procurement

113. During the biennium, the Office of Audit and Investigations performed a review of the corporate procurement function and assessed it as "partially

satisfactory”; internal controls and risk management practices were generally established and functioning, but needed improvement.

114. The Office of Audit and Investigations concluded that the rating reflected a number of elements beyond the purview of the Procurement Support Office and was due mainly to: (a) the need to ensure a clear delineation of the procurement support focus areas between UNDP and UNOPS; (b) the organization-wide underdeveloped procurement planning; and (c) certain shortfalls in Fast Track and Crisis Procurement functions.

115. The Board shares the findings and recommendations contained in the report of the Office of Audit and Investigations and underscores the need for UNDP to address the matters highlighted in its corporate procurement audit report.

13. Non-expendable property management

116. Non-expendable property consists of property and equipment valued at \$1,000 or more per unit at the time of purchase and with a serviceable life of three years or more. As disclosed in note 3 (b) to the financial statements, the value of non-expendable property holdings as at 31 December 2011 amounted to \$84.6 million, a 5 per cent decrease from the previous period’s balance of \$88.9 million.

Asset management weaknesses

117. The Board has in previous reports emphasized the need to improve asset management controls at UNDP. In its visit to country offices during the current biennium, the Board continued to note weaknesses in asset management. The Board considers the following to be root causes of the weaknesses:

(a) Assets were not always recorded immediately after purchase on the Atlas asset module. Some assets were recorded more than a year after the acquisition date;

(b) Inadequate recording and updating of the movements of assets, resulting in assets being located in different locations from those where they were recorded, or transfers of assets without supporting documents;

(c) While UNDP policies have been clear regarding the recording of project assets, the application in the field was inconsistent;

(d) Asset certification and verification procedures were inconsistently or ineffectively applied, including identification of assets not in use, or impaired.

118. While UNDP headquarters implemented controls by consolidating the entity-wide asset register and performing data cleansing, the Board sees scope to strengthen controls over asset management in the field. Good asset stewardship, as well as the implementation of IPSAS, requires UNDP to maintain accurate asset information to support their recognition in the accounts.

119. UNDP agreed with the Board’s recommendation to strengthen asset management controls in the field by either: (a) reviewing its guidance available to country offices; or (b) training in asset management. Its initiatives should focus on asset verification procedures, asset identification and recording on acquisition, asset recognition and recording, and asset transfer procedures.

120. UNDP informed the Board that the new guidance on asset management had been released on 1 January 2012 to support the adoption of IPSAS and that the recording of assets is now automated and monitored in Atlas. Furthermore, asset movements are processed by the newly established Global Shared Service Centre, which has continued to provide training to country offices, including on verification procedures.

Land and buildings

121. At the Nepal and the Bolivarian Republic of Venezuela country offices, the Board noted that there were office buildings with a total cost of \$2.8 million owned by UNDP that had not been disclosed in prior biennium financial statements. UNDP has updated its asset register and disclosure in the financial statements to reflect the items identified and the respective valuations will be performed during IPSAS implementation.

122. While the Board noted only these assets during the biennium audit, the Board considers it important that UNDP consider the adequacy of its land and buildings identification procedures to ensure the completeness of its records on land and buildings.

123. UNDP agreed with the Board's recommendation to perform a thorough review of the completeness and accuracy of its land and building records.

124. UNDP informed the Board that as part of preparation of IPSAS opening balances, a comprehensive review of land and buildings records, and an independent valuation, had been performed.

14. Leave management

125. Although the Board had raised the issue in its previous report (A/65/5/Add.1, para. 309), leave management remains a systematic weakness in UNDP and the Board noted continued weaknesses in all the country offices visited during the current biennium. The weaknesses in leave management are caused by:

(a) UNDP was not using the Atlas absence management module at country offices. Country offices continued to use manual records to record leave and update Atlas on a monthly basis, resulting in discrepancies. Reconciliation of manual records and Atlas was not always performed;

(b) Inadequate controls have resulted in leave transactions that were not always supported by documentation that is adequately reviewed and authorized.

126. While UNDP has previously not provided for the leave liability in its accounts, the implementation of IPSAS will require the maintenance of accurate leave balances to construct opening balances, as well as adequate processes to support the leave accrual included in the financial statements. Lack of accurate information regarding leave balances may result in a misstatement of the currently estimated annual leave liability, which is currently estimated at \$63.1 million.

127. UNDP agreed with the Board's reiterated recommendation that it: (a) improve all controls over leave administration to ensure accurate leave balances; and (b) prioritize addressing weaknesses in leave management.

15. Information technology

128. UNDP is the custodian of the Atlas enterprise resource planning system that it co-owns with UNFPA and UNOPS. Through Atlas, UNDP provides basic financial and accounting functions to a number of United Nations organizations in the field. The UNDP system also allows it to manage more than 150 field offices throughout the world.

129. The Board reviewed the general controls in the information technology environment surrounding the Atlas system at UNDP headquarters in New York. In its previous report (A/65/5/Add.1), the Board noted weakness in the information technology environment in the area of information security, change control processes, user account management and business continuity. UNDP made improvements during the biennium and addressed a number of weaknesses identified by the Board. However, the Board noted the following residual issues:

- (a) The request for changes still did not make provision to ensure updating the system documentation;
- (b) There were still instances where the changes reviewed did not include test plans or test results for user acceptance;
- (c) Although UNDP indicated that unit testing was done within the testing environment, supporting documentation could not be provided;
- (d) The Board noted that UNDP did not have a change/version control tool to ensure that all changes were efficiently tracked;
- (e) UNDP indicated that the activities of the database administrators were regularly but informally reviewed; however, no supporting documentation could be provided.

130. Apart from changes required in the maintenance of the system, the implementation of IPSAS will require further changes to the system. In this context, it will be important for UNDP to ensure that it applies best practice in implementing the changes to maintain the integrity of the system during and after the changes.

131. UNDP agreed with the Board's recommendation to: (a) update the Atlas Change Control Manual to reflect practical working methods applied during the change process; (b) implement procedures to ensure that all types of changes are signed off by the business owners; (c) complete and implement the draft testing strategy plan; (d) maintain supporting documents for unit and user acceptance testing; and (e) regularly review the activities of the database administrators and access to the production database and keep evidence of such reviews.

Data fixes

132. The Board previously raised a concern about the extent of and the lack of well-defined processes for data fixes¹ in Atlas. While the number of data fixes had decreased to 2,115 compared to 3,080 in the previous biennium, the Board considered that the overall number of fixes remained high, especially in the absence

¹ Used to perform mass data updates, whether they are for conversion or housekeeping purposes, e.g., maintenance updates of tables (additions to code tables, etc.).

of a well-defined process in the updated Atlas Change Control Manual. There is a risk that unauthorized changes can be made in the system.

133. The majority of the changes were system maintenance changes and not real data fixes; however, the Change Control Manual did not include key controls to be followed for SQL statement changes, creating a risk that data integrity might be compromised.

134. UNDP acknowledged that the naming convention might be misleading and undertook to update manuals and workflows to better describe the data fixes and to add further controls.

135. UNDP agreed with the Board's recommendation to: (a) evaluate the criteria for data fixes; and (b) update the Atlas Change Control Manual to clearly define the different types of change and clearly define controls to be followed for each type of change.

16. Internal audit function

136. In order to improve audit coverage and avoid any unnecessary overlap of audit effort, the Board coordinated with the Office of Audit and Investigations in the planning and conduct of its audits during the biennium. The Board reviewed the audit plans of the Office of Audit and Investigations to determine the scope of procedures and the country visits to be carried out by the Office during the biennium.

Internal audit quality assessment

137. In paragraph 438 of its previous report (A/65/5/Add.1), the Board recommended that the Office of Audit and Investigations continue to strive for improvement in the six remaining internal audit standards in accordance with the quality assurance review.

138. In 2011, the Office of Audit and Investigations performed a follow-up self-assessment review, which indicated that while the internal audit activity continued to be in general conformity with international internal auditing standards, certain weaknesses in its audit process that were observed in the 2009 self-assessment still existed. They included: (a) inadequate consideration of risk management practices; (b) failure to review or approve audit planning memorandums; and (c) weaknesses in the audit field work (lack of clarity on how audit planning memorandums were used in the field, how additional audit procedures were decided on, how sampling was performed and how audit results were documented and reviewed).

139. Some of the root causes of the findings reported were a combination of insufficient time to conduct audits, unclear audit guidance and limited use of audit software. The Board noted that the Office of Audit and Investigations had already taken action to address the findings by preparing an action plan that includes: (a) restructuring the country office guidelines to promote a consistent risk-based auditing approach from planning to fieldwork; (b) reassessing the use of the current audit software; and (c) instituting a more stringent system for ensuring compliance to quality assurance standards. The Board considers these to be proactive steps to further improve the quality of the service provided by the Office of Audit and Investigations in the delivery of the audit function.

Summary of Office of Audit and Investigations reports

140. The Office of Audit and Investigations issued 161 reports during the biennium. The reports encompassed headquarters units, country offices, direct implementation modality projects, the Global Fund to Fight AIDS, Tuberculosis and Malaria, procurement and inter-agency functions. The overall internal audit results were that 124 (78 per cent) of 158 reports issued over the biennium have either a “satisfactory” or “partially satisfactory” rating, meaning that the controls and risk management practices were found to be generally established and functioning well, but needing improvement in some areas (table II.2).

141. The statistics are indicative of a generally good control environment. A total of 20 audit reports, such as special audits or follow-up audits and consolidated reports, had no overall rating.

Table II.2

Number of internal audit reports

Rating	2010-2011		2008-2009	
	Number of reports	Percentage of reports	Number of reports	Percentage of reports
Satisfactory	48	30	39	30
Partially satisfactory	76	48	56	43
Unsatisfactory	14	9	15	12
No rating provided	20	13	20	15
Total	158	100	130	100

17. United Nations Capital Development Fund

Financial review of accounts

142. The United Nations Capital Development Fund (UNCDF) is an autonomous multi-donor organization under the administration of UNDP and shares the same Executive Board as UNDP. As at 31 December 2011, UNCDF had total assets of \$83.8 million, of which \$77.0 million represented cash and investments. Its total reserves as at the same date were \$49.35 million, of which \$24.6 million were maintained as mandatory reserves.

143. The Board has previously raised the need to ensure the accuracy of presentation of the accounts of UNCDF, especially the legacy balances. The Board noted the following in its review of UNCDF:

(a) The UNCDF total income presented in the financial statements of \$87.8 million differed by approximately \$0.9 million from the general ledger of \$88.7 million. The difference represented an unmatched exchange loss on contributions receivable that was detected only after the year-end and was corrected only in the financial statements and not the general ledger. Creating entries outside the general ledger increases the risk of misstatement, as the adjusting entry might not subsequently be corrected in the general ledger;

(b) UNCDF maintained operational reserves as at 31 December 2011 of \$24.6 million, which was last reviewed in 2009. Based on the minimum required level of 20 per cent of project commitments and contingent liabilities, the Board

estimated the minimum reserve requirement of UNCDF to be \$9.2 million. This is contrasted with the \$22.6 million currently maintained by UNCDF in its accounts. By maintaining high operational reserves, UNCDF limited the amount of resources available for implementing programme activities and also potential funding for employee benefit liabilities.

144. The findings of the Board are indicative of a lack of adequate review of the presentation of UNCDF activities in the accounts.

145. UNCDF agreed with the Board's recommendation to: (a) perform regular reviews and reconciliations of the general ledger to detect errors; (b) subject its accounts to a review and challenge during the financial statement preparation process to ensure that financial information presented is accurate and a complete reflection of the activities that have occurred; and (c) review the level at which the operational reserve is maintained to ensure that maximum funds are available for programme activities.

146. UNCDF informed the Board that it will review and analyse the appropriate amount of core reserves considering that the 20 per cent level was set a long time ago. Based on the results of the analysis, UNCDF will ask the Executive Board to review the formula for setting the reserve.

End-of-service liabilities

147. In paragraph 175 of its previous report (A/65/5/Add.1), the Board recommended that UNCDF fully provide for after-service health insurance and end-of-service liabilities, establish a policy to fund the liabilities, and correctly calculate and accrue for the annual leave liability.

148. The Board noted that UNCDF did not accrue for after-service health insurance amounting to a total of \$13.8 million and repatriation grants amounting to \$2.1 million and it had not determined its annual leave liability. Furthermore, UNCDF had not addressed the question of funding the liabilities. The Board notes that these liabilities are significant for UNCDF activities and therefore require attention as UNCDF considers its financial statements.

149. UNDP agreed with the Board's reiterated recommendation that UNCDF: (a) fully provide for after-service health insurance and end-of-service liabilities; (b) establish a policy to fund the liabilities; and (c) implement processes to correctly compute and accrue for the annual leave liability.

18. Activities of the United Nations Development Fund for Women in UN-Women

150. Resolution 64/289, by which the General Assembly established UN-Women, also provided for the transfer of existing mandates, functions, assets, including facilities and infrastructure and liabilities including contractual arrangements of the four merged entities, upon adoption of the resolution on 2 July 2010. The resolution also dissolved UNIFEM on the same date and as such UNIFEM ceased to exist as at that date.

151. Prior to its dissolution, UNIFEM was one of the funds administered by the Administrator of UNDP. As at 2 July 2010, UNIFEM transferred all its assets and liabilities to UN-Women. UNDP, however, continued to provide support services to UN-Women based on the operational arrangements as provided by the General Assembly resolution. The Executive Director of UN-Women was also appointed in October 2010.

152. As UN-Women officially started operations as of 1 January 2011, UN-Women management prepared a six-month financial statement for the activities of UNIFEM in UN-Women to account for the activities during the transitional period of July to December 2010.

C. Disclosures by management

1. Write-off of losses of cash, receivables and property

153. The Administration informed the Board that in accordance with financial rule 126.77, losses of \$23,075,442 (2008-2009: \$50,319) had been written off. The increase in write-off was due to write-off of legacy balances for which neither liabilities nor rights of UNDP could be determined or established after investigation and management follow-up during the biennium.

2. Ex gratia payments

154. As required by UNDP financial rule 123.01, the Administration reported ex gratia payments for the period under review, amounting to \$459,613.

3. Cases of fraud and presumptive fraud

155. During the biennium 2010-2011, in the context of paragraph 6 (c) of the annex to the Financial Regulations and Rules of the United Nations, UNDP reported 16 cases of fraud or presumptive fraud to the Board. After recoveries, the 12 cases involved losses amounting to approximately \$3.27 million, for one case the loss was undetermined, while three cases with an estimated loss of \$440,940 (after recoveries) were still under investigation. The details are provided in annex II to the present report.

D. Acknowledgement

156. The Board wishes to express its appreciation for the cooperation and assistance extended to its staff by the Administrator of the United Nations Development Programme and her staff.

(Signed) **Liu Jiayi**
Auditor-General of China
Chair, United Nations Board of Auditors

(Signed) Terence **Nombembe**
Auditor-General of the Republic of South Africa
(Lead Auditor)

(Signed) Amyas **Morse**
Comptroller and Auditor-General of the
United Kingdom of Great Britain and Northern Ireland

30 June 2012

Annex I

**Status of implementation of recommendations for the biennium
ended 31 December 2009**

<i>Summary of recommendation</i>	<i>A/65/5/Add.1 Paragraph reference</i>	<i>Financial period first raised</i>	<i>Implemented</i>	<i>Under implementation</i>	<i>Overtaken by events</i>
1 Carry out project risk management	23	2006-2007	X		
2 Review budget obligations for validity	36	2008-2009	X		
3 Review rights in Atlas for compatibility and the approval of journal entries	40	2008-2009	X		
4 Improve certification and clearance of unliquidated obligations balances	46	2008-2009	X		
5 Review ageing of accounts receivable and recoverability of assessment	58	2006-2007	X		
6 Clear all legacy balances	59	2008-2009	X		
7 Reclassify, disclose and reconcile the interest due to donors	65	2006-2007	X		
8 Follow up the refund/reprogramming of interest earned	66	2008-2009	X		
9 Analyse and review funds pending to donors	71	2006-2007		X	
10 Clear other (miscellaneous) accounts payable balances	75	2006-2007	X		
11 Improve the presentation of notes to financial statements	78	2008-2009	X		
12 Close all inactive trust funds	85	2006-2007	X		
13 Review trust funds with minimal activity	86	2008-2009	X		
14 Follow up trust funds in deficit	91	2004-2005	X		
15 Reassess its position in relation to the reserve for field accommodation	97	2006-2007	X		
16 Review Multi-Donor Trust Fund Office policy directive	108	2008-2009	X		
17 Additional controls for timely donor reporting by participating organizations	112	2008-2009	X		
18 Review revenue recognition principles at Multi-Donor Trust Fund Office	119	2008-2009	X		
19 Continue monitoring of non-performing offices	125	2008-2009	X		

<i>Summary of recommendation</i>	<i>A/65/5/Add.1 Paragraph reference</i>	<i>Financial period first raised</i>	<i>Implemented</i>	<i>Under implementation</i>	<i>Overtaken by events</i>
20 Proactive management review of Multi-Donor Trust Funds	132	2008-2009	X		
21 Reconcile inter-agency fund balances	139	2008-2009		X	
22 Address long-outstanding differences with UNOPS	145	2008-2009		X	
23 Provide fully for all end-of-service liabilities	151	2006-2007		X	
24 Consider a funding policy for end-of-service liabilities	152	2008-2009		X	
25 Reconsider its portfolio investment strategy for after-service health insurance-related assets	168	2008-2009		X	
26 Disclose actual annual leave and repatriation grant liabilities in financial statements	173	2006-2007		X	
27 Provide and fund for UNCDF and end-of-service liabilities	175	2008-2009		X	
28 Ensure timeliness of management workplans submission	183	2008-2009	X		
29 Review all indicators of achievement to ensure they are specific, measurable, attainable, relevant and time-based	187	2008-2009	X		
30 Ensure segregation of duties for bank reconciliations and follow-up of long-outstanding items	196	2008-2009	X		
31 Follow-up of pre-2004 Atlas balances	200	2008-2009	X		
32 Follow-up of outstanding NEX audit reports	206	2006-2007	X		
33 Update terms of reference of NEX auditors to provide guidance on qualifications	209	2008-2009	X		
34 Capture NEX audit opinions in the database	215	2008-2009	X		
35 Capture country office NEX audit database accurately	216	2008-2009	X		
36 Review and follow up NEX audit plans	221	2008-2009	X		
37 Ensure completeness of NEX audit plan from country offices	222	2008-2009	X		
38 Prioritize financial closure of closed projects	229	2006-2007		X	
39 Impose usage of project monitoring tool in Atlas	234	2008-2009	X		

<i>Summary of recommendation</i>	<i>A/65/5/Add.1 Paragraph reference</i>	<i>Financial period first raised</i>	<i>Implemented</i>	<i>Under implementation</i>	<i>Overtaken by events</i>
40 Impose corporate oversight of harmonized approach to cash transfer	241	2008-2009		X	
41 Apply lessons learned from joint audit team to other country offices	245	2008-2009		X	
42 Implement procurement plans at headquarters and country offices	251	2004-2005		X	
43 Implement procurement planning software	252	2006-2007		X	
44 Monitor compliance with Security Council resolution at country office level	259	2008-2009	X		
45 Roll out of checking mechanism in Atlas for prohibited vendors	260	2008-2009	X		
46 Perform regular review of buyer profiles and certification rate	264	2006-2007		X	
47 Improve controls of vouchers without purchase orders	272	2008-2009		X	
48 Implement controls related to delay in vendor payment processing	276	2008-2009	X		
49 Improve asset verification of assets including identifying obsolete items	283	2006-2007	X		
50 Improve process of approval of asset adjustments in Atlas	288	2008-2009	X		
51 Address discrepancies in asset records in Atlas	295	2008-2009	X		
52 Address classification of project assets in Atlas	302	2008-2009	X		
53 Recording of direct execution modality assets	306	2008-2009	X		
54 Improve controls over leave administration	312	2004-2005		X	
55 Implement audit of leave balances	314	2008-2009	X		
56 Address leave administration and absence management weaknesses	316	2008-2009		X	
57 Use a tool for succession planning and demand forecasting for high-volume hiring units	321	2006-2007	X		
58 Consider a tool for vacancy tracking and monitoring of lead times	323	2008-2009		X	

<i>Summary of recommendation</i>	<i>A/65/5/Add.1 Paragraph reference</i>	<i>Financial period first raised</i>	<i>Implemented</i>	<i>Under implementation</i>	<i>Overtaken by events</i>
59 Comply with timelines for Results and Competency Assessment midterm reviews	329	2008-2009	X		
60 Follow up audit recommendations of Office of Audit and Investigations on global payroll audit	336	2008-2009	X		
61 Implement compliance controls of special service agreement performance reviews	340	2006-2007	X		
62 Maintain special service agreement rosters	341	2006-2007	X		
63 Reconcile of travel advances to F-10 travel reports	349	2008-2009	X		
64 Implement compensating controls in absence of travel module at country offices	355	2008-2009	X		
65 Approve information security policy	362	2008-2009	X		
66 Conduct information security risk assessment	363	2008-2009	X		
67 Improve management of data fixes in Atlas, monitoring in Team Track and database access controls	368	2008-2009		X	
68 Review access controls of users with multiple profiles and security administrators	373	2008-2009	X		
69 Obtain a SAS 70 Type II certification from United Nations Information Computer Centre	376	2008-2009	X		
70 Develop business continuity and disaster recovery plans for all country offices	379	2006-2007	X		
71 Regularly test business continuity and disaster recovery plans at the country office level	380	2008-2009	X		
72 Improve physical access and controls at country offices	382	2008-2009	X		
73 Follow up information technology governance audit recommendations of Office of Audit and Investigations	386	2008-2009	X		
74 Follow up Office of Audit and Investigations audit recommendations on Atlas controls	391	2008-2009	X		
75 Comply with security standards at country office levels	395	2008-2009		X	
76 Complete memorandums of understanding at the country level for common services	399	2006-2007		X	

<i>Summary of recommendation</i>	<i>A/65/5/Add.1 Paragraph reference</i>	<i>Financial period first raised</i>	<i>Implemented</i>	<i>Under implementation</i>	<i>Overtaken by events</i>
77 Set up long-term corporate agreement for regional service centres	404	2008-2009	X		
78 Ensure alignment of regional service centre workplan and establishment of Regional Service Centre Advisory Board	410	2008-2009	X		
79 Ensure that performance reviews of Regional Service Centre Directors are performed	413	2008-2009	X		
80 Follow up Office of Audit and Investigations recommendations for regional bureaux audited	417	2008-2009	X		
81 Ensure timely application of cash advances	420	2008-2009	X		
82 Clear invalid purchase orders at UNCDF	423	2008-2009	X		
83 Clear legacy system balances at UNCDF	425	2008-2009	X		
84 Address discrepancies in cash account of UNIFEM	427	2008-2009			X
85 Clear legacy system balances at UNIFEM	429	2008-2009			X
86 Clear invalid purchase orders at UNIFEM	431	2008-2009			X
87 Continue to strive towards improvement in the remaining internal audit standards	438	2008-2009		X	
88 Fill vacant posts at Office of Audit and Investigations	441	2008-2009	X		
89 Follow up recommendations issued by Office of Audit and Investigations	454	2008-2009	X		
Total	89		64	22	3
Percentage	100		72	25	3

Annex II

Cases of fraud and presumptive fraud: disclosures by management of UNDP

<i>Description</i>	<i>Remedial actions</i>
In Asia Pacific, a service contract holder issued cheques to himself in the amount of \$69,400.	The service contract was terminated after investigation by the Office of Audit and Investigations. A special audit is planned for the project at the end of 2012.
In Africa, staff members created fraudulent documentation to justify unauthorized payments of \$2.3 million, which was deposited into bank accounts opened by staff members or paid to entities which were not approved to receive the payments.	The three staff members implicated in fraud have resigned. Investigation reports have been submitted to the Legal Support Office with the recommendation that these cases be referred to national authorities. The Office of Audit and Investigations is also preparing a management letter that addresses the breakdown in management and internal controls which allowed this fraud to occur.
In Asia Pacific, a service contract holder forged documents in order to deposit funds in the amount of \$570,000 into his personal bank account (recovered).	The service contract was terminated after investigation by the Office of Audit and Investigations. The Office of Audit and Investigations recommended referral to national authorities. The full amount was recovered.
In Africa, a non-governmental organization implementing partner misappropriated project funds in the amount of \$47,579.	The Office of Audit and Investigations has recommended referral to national authorities. The Legal Support Office was consulting with the United Nations Office of Legal Affairs with respect to the referral.
In Africa, an external party created false documents to facilitate the transfer of funds to his personal account of \$97,714 (recovered).	According to national authorities, the responsible individual has left the country and his exact whereabouts were not known. The country office has changed its procedures for bank transfers. The full amount was recovered.
In Arab States, a staff member allegedly submitted fraudulent education grant claims of \$30,577.	Investigation report submitted to the Legal Support Office. The staff member's contract expired and the staff member has separated from service.
In Africa, a staff member allegedly diverted project funds into her own account of \$89,000 (recovered).	The country office confronted the staff member, who subsequently resigned and reimbursed the funds. The Office of Audit and Investigations did not find out about the allegations until two years later when it conducted an audit. Because of the passage of time, an investigation was not feasible.
In Africa, an estimated 42 laptops with a value of approximately \$103,000 purchased for a project were stolen from a United Nations warehouse.	The matter was not reported to the Office of Audit and Investigations. Owing to the passage of time, it was not possible for the matter to be investigated.
In Latin America and the Caribbean, a finance officer allegedly misappropriated cash of \$25,251 from projects.	An investigation was not conducted by the Office of Audit and Investigations given the passage of time (fraudulent acts occurred in 2005-2007) and the fact that the staff member had resigned from UNDP. The Office of Audit and Investigations decided not to recommend a referral to national authorities due to the age of the fraud and the lack of progress by national authorities in that country following the referral of an earlier case.

<i>Description</i>	<i>Remedial actions</i>
In Africa, a subrecipient in a Global Fund-financed project for which UNDP was the principal recipient presented fake documentation to justify expenditures of \$1,560,000 (\$1,060,000 recovered).	An investigation found no evidence of fraud by UNDP personnel. However, as the grant agreement between UNDP and the Global Fund holds UNDP responsible for misuse of the grant funds, UNDP is presently negotiating with the Global Fund on the amount of reimbursement. Of the misappropriated amount, an amount of \$1,060,000 was recovered.
Collective loss from various cases of medical insurance fraud of approximately \$135,909.	In most cases, either the staff members were separated from service, service contracts were terminated, or the responsible individual resigned during investigation. In some cases, a referral was made to national authorities. In April 2012, the Associate Administrator sent a message reminding all personnel of the consequences of medical insurance fraud.
Collective loss from minor thefts in various country offices of \$60,000.	Some cases of petty theft were not promptly reported or involved such small sums that they were not investigated. For those cases which were investigated, when the responsible individual remained a staff member, disciplinary sanctions resulting in separation were imposed and recovery made from final entitlements. When a staff member separated prior to the completion of the disciplinary process, the most common resolution was that a letter was placed in the former staff member's official file indicating charges for misconduct would have been made.
UNDP suffered an undetermined loss from undisclosed conflicts of interest, bribery and procurement fraud.	When allegations were substantiated, the most common resolution was disciplinary sanction or termination of service contract. When a staff member separated prior to the completion of the disciplinary process, a letter was placed in the former staff member's official file indicating charges for misconduct would have been made.
Pending cases	
In Africa, forged documents were used to authorize transfer of funds from local bank account of \$636,002.	The matter is under investigation. Stolen amount was subsequently recovered.
In Africa, a staff member alleged to have misappropriated funds by raising false payment vouchers, creating fake supporting documentation, and forging government counterparts' signatures on approvals and cheques of at least \$40,940.	The matter is under investigation.
In Africa, fraudulent signatures were allegedly submitted by implementing partner in charge of disbursing funds in a large nationally implemented project estimated at \$400,000.	The matter is under investigation.

Chapter III

Financial report for the biennium ended 31 December 2011

Presentation of the accounts

1. The Administrator has the honour to submit the financial report for the biennium ended 31 December 2011, together with the audited financial statements of the United Nations Development Programme (UNDP) for the biennium ended 31 December 2011 and the report of the Board of Auditors. This submission is made in compliance with the Financial Regulations of the United Nations Development Programme. The financial statements consist of statements and schedules, accompanied by notes, which are an integral part of the financial statements, and include all trust funds established by the Administrator, as well as all funds established by the General Assembly and administered by UNDP.

2. The format of the financial statements of UNDP follows the United Nations system accounting standards, which provide a framework for accounting and financial reporting in the United Nations system that reflects generally accepted accounting principles, while taking account of the specific characteristics and needs of the system.

3. In accordance with Executive Board decision 97/6 on harmonizing the budget presentation for UNDP, UNICEF and UNFPA, the format of the financial statements distinguishes UNDP regular resources from its other resources (cost-sharing, government cash counterpart contributions, trust funds established by UNDP, reimbursable support services activities and other miscellaneous activities), and from the activities of the funds established by the General Assembly and administered by UNDP: United Nations Capital Development Fund (UNCDF) and United Nations Development Fund for Women (UNIFEM). The General Assembly dissolved UNIFEM as at 2 July 2010. The existing mandates, functions, assets and liabilities were transferred to the new United Nations Entity for Gender Equality and Empowerment of Women, known as UN-Women, at that date. UNDP has therefore incorporated UNIFEM into these financial statements as a fund administered by UNDP for the first six months of 2010.

4. To allow for a comparison between actual expenditures and budgets, consistent with Executive Board decision 2009/22, schedule 3.1 is presented to reflect the revised cost classification categories. This is an optional disclosure in accordance with the United Nations system accounting standards.

Accounting policies

5. A summary of significant accounting policies applied in the preparation of the financial statements is provided in note 2 to the financial statements. The policies are consistent with those applied in the 2008-2009 biennium financial statements. UNDP has implemented the International Public Sector Accounting Standards (IPSAS) as from 2012.

Programme expenditure

6. The UNDP financial statements incorporate expenditure data obtained from executing entities. As far as possible, the data is obtained from the entities' audited statements or, when such statements are not available at the time of the year-end

closing of the UNDP accounting records, either from the entities' statements as submitted for audit or from the entities' unaudited statements.

7. As indicated in note 2 (d) of the financial statements, when UNDP transfers cash to executing entities, the transfer is recorded as an advance. Programme expenditure is recorded by UNDP upon receipt of certified expenditure reports prepared by executing entities.

8. UNDP monitors programme expenditure to assess whether it was spent in compliance with project documents and workplans. Monitoring activities include field visits, comparisons of expenditure reports with narrative reports and annual workplans, monitoring of progress towards outputs/outcomes, and prescribed audits (NGO/NIM/HACT/DIM). UNDP also monitors the outstanding balance of funds advanced to Governments and NGOs to ensure that financial reports are received on a timely basis.

9. Where UNDP monitoring activities reveal concerns, UNDP may choose: to intensify its monitoring; to change to a different implementation modality; to suspend project activities; and, in some cases, to request the refund of misspent funds.

10. The Office of Audit and Investigations reviews the audit reports covering the audit of projects that are implemented by national institutions or NGOs (NGO/NIM projects). Such reviews encompass four areas: (a) the net financial impact of a modified audit opinion, if applicable; (b) the nature of the audit observations; (c) the adequacy of the audit scope; and (d) the effectiveness of the administration of the audit exercise.

11. The review by UNDP of the results of the audit exercise of the NGO/NIM project expenditure incurred in the year 2010 indicated that the auditors expressed some concern regarding awards with expenditure totalling \$100 million. Of this total, \$40.5 million was identified as having a net financial impact, approximately 2 per cent of the overall total of NGO/NIM expenditures that were audited. For the 2009 fiscal year, the equivalent impact was \$27.9 million or 1.6 per cent of the total expenditure.

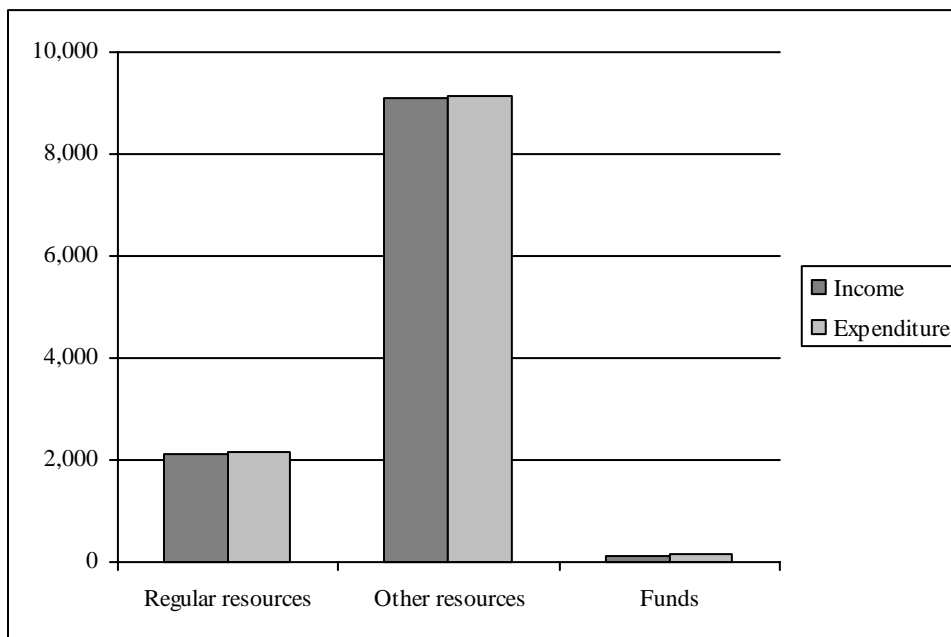
12. The net financial impact of \$40.5 million is the result for the most part of an exceptional loss of supporting documentation in one country office, where \$27.3 million of project expenditures could not be audited owing to the destruction and loss of documentation following a political crisis. Without these extraordinary circumstances, the net financial impact arising from the audit of NGO/NIM would have been \$13.3 million, equivalent to 0.7 per cent of the total audited expenditure.

13. The audit of the NGO/NIM project expenditure incurred during 2011 was conducted in the first quarter of the year 2012 and the related results will be reviewed subsequently.

United Nations Development Programme overall

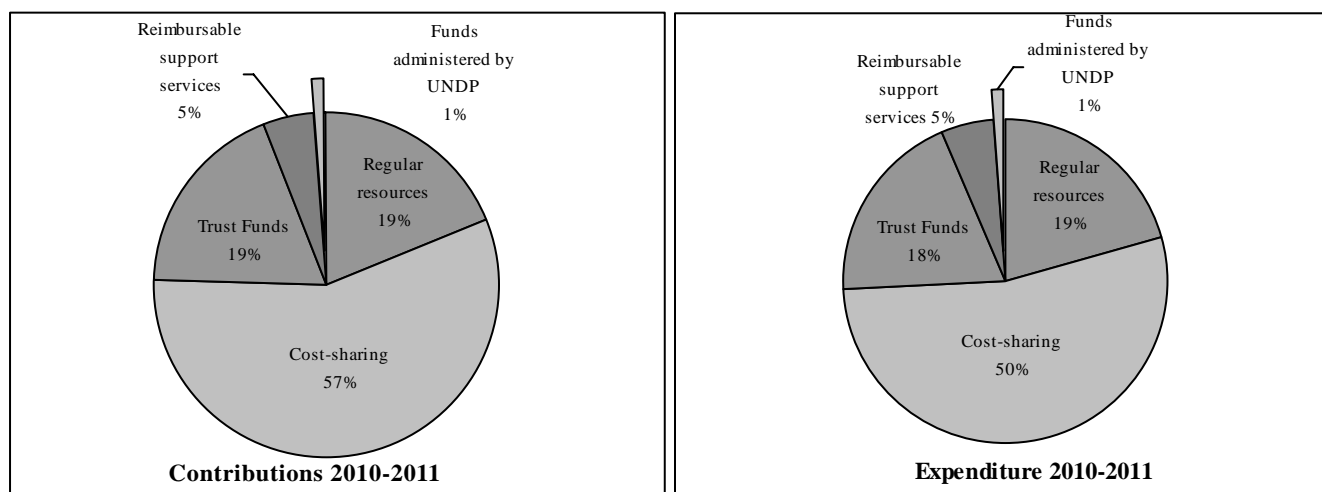
14. Income for the biennium comprises \$2.0 billion for regular resources, \$9.2 billion for other resources and \$0.14 billion for funds administered by UNDP. Expenditure for the biennium comprises \$2.1 billion for regular resources, \$9.2 billion for other resources, and \$0.17 billion for funds administered by UNDP. A comparison of income and expenditure is illustrated in figure III.1.

Figure III.1
Summary of total income and expenditure for the biennium ended 31 December 2011
 (Millions of United States dollars)



15. During 2010-2011, UNDP mobilized total contributions of \$10.5 billion, while total biennial expenditure was \$11.4 billion. Contributions were received for: (a) regular resources; (b) other resources (including cost-sharing, trust funds established by UNDP and reimbursable support services and miscellaneous support services and miscellaneous activities; and (c) funds administered by UNDP. Expenditure relates primarily to programme costs and the biennial support budget. The breakdown is illustrated in figure III.2.

Figure III.2
Breakdown of contributions and expenditure for the biennium ended 31 December 2011



Investments

16. At 31 December 2011, UNDP-held investments, cash and Government letters of credit totalled \$6.3 billion (\$7.8 billion at 31 December 2009), of which \$0.7 billion (2009: \$1.3 billion) were funds provided by donors “held in trust” on behalf of the United Nations system, related primarily to Multi-Donor Trust Funds. In addition to its own funds, UNDP manages investments in separate portfolios on behalf of a number of organizations.

17. During 2010-2011, UNDP maintained its vigilance of credit risks in the light of continued uncertain global financial conditions, particularly in the euro area. UNDP diversified investments geographically, and as at 31 December 2011, 36 per cent of assets were invested with highly rated supranational financial institutions, compared to 21 per cent as at 31 December 2009.

18. The average annual rate of return on investments was 1.71 per cent for UNDP funds in 2010-2011, compared to 2.94 per cent in 2008-2009. The decline in yields was due to continued accommodative monetary policies by global Central Banks to address ongoing credit market dysfunction.

Funds in trust

19. In addition to the income and expenditure recorded in its financial statements, UNDP is responsible for providing fund administration services to Multi-Donor Trust Funds and joint programmes when UNDP is appointed to serve as the administrative agent. In that role, UNDP is responsible for receiving contributions from donors, disbursing funds to participating United Nations organizations, and it provides consolidated reporting to donors. This is represented as funds in trust in the financial statements of UNDP.

20. UNDP has reported the receipt of monies in connection with these Multi-Donor Trust Funds and joint programmes as cash and investments, as well as disclosing the corresponding liabilities, in the financial statements in notes 8 (d) and 11 (d), respectively.

21. Multi-Donor Trust Funds represent the most significant portion of the funds held in trust. Deposits from all donors to Multi-Donor Trust Funds administered by UNDP were \$1.4 billion in 2010-2011, a decrease of \$0.7 billion from \$2.1 billion in 2008-2009; transfers to participating organizations were \$2.0 billion in 2010-2011, an increase of \$0.6 billion from \$1.4 billion in 2008-2009. As at 31 December 2011, the value of funds held for Multi-Donor Trust Funds was \$0.6 billion.

Provision of services to United Nations entities

22. UNDP remains at the heart of United Nations reform, working with other entities to drive forward initiatives focused on harmonization. The provision of services to United Nations agencies, regional commissions, peacekeeping missions and related institutions forms an integral part of this commitment. It is essential to the credibility of UNDP that services rendered to other agencies are carried out in a manner befitting a modern and professional organization and help to demonstrate that UNDP continues to be a leader in building a stronger and fitter United Nations system.

23. In return for the provision of services to agencies, it is UNDP policy to recover the costs of services provided. The value of services provided by UNDP to other agencies during the biennium ended 31 December 2011 totalled \$1.1 billion compared to \$1 billion in 2008-2009. In 2010-2011, 75 agencies received services.

Table III.1
Combined income and expenditure for the biennium ended 31 December 2011

(Millions of United States dollars)

	<i>Regular resources</i>		<i>Other resources</i>		<i>Funds</i>		<i>Totalⁱⁱ</i>	
	<i>2011</i>	<i>2009</i>	<i>2011</i>	<i>2009</i>	<i>2011</i>	<i>2009</i>	<i>2011</i>	<i>2009</i>
Income								
Contributions	1 942	2 111	8 395	8 285	132	448	10 469	10 844
Less transfer to biennial support budget	(19)	(18)	–	–	–	–	(19)	(18)
Contributions — net	1 923	2 092	8 395	8 285	132	448	10 450	10 826
Interest income	32	35	167	241	1	8	200	284
Other income	86	135	620	546	7	29	713	710
Total income	2 041	2 263	9 182	9 072	140	485	11 363	11 820
Expenditure								
Programme	1 075	1 196	8 096	7 427	148	299	9 319	8 922
Programme support costs	–	–	32	27	–	–	32	27
Programme support to Resident Coordinator	30	32	55	54	–	–	85	86
Development support services	14	13	13	12	–	–	27	25
Special purpose activities — General Assembly-mandated activities and capital investments	56	–	–	–	–	–	56	–
UNDP Economist Programme	12	11	–	–	–	–	12	11
Biennial support budget — net	738	737	1 012	840	19	35	1 769	1 612
Other expenditure	133	229	–	1	–	–	133	230
Total expenditure	2 058	2 219	9 208	8 361	167	334	11 433	10 915
Excess (shortfall) of income over expenditure	(17)	44	(26)	711	(27)	151	(70)	906
Savings on prior biennium's obligations	1	16	–	–	–	–	1	16
Transfer (to) or from reserves	(4)	(30)	(9)	(12)	–	(8)	(13)	(50)
Refunds to donors and transfers (to) or from other funds	–	(52)	(215)	(155)	–	(4)	(166)	(211)
Fund balances, 1 January	354	377	4 550	4 006	281	141	5 185	4 524

	<i>Regular resources</i>		<i>Other resources</i>		<i>Funds</i>		<i>Total^a</i>	
	<i>2011</i>	<i>2009</i>	<i>2011</i>	<i>2009</i>	<i>2011</i>	<i>2009</i>	<i>2011</i>	<i>2009</i>
Adjustments to reserves and fund balances	-	-	-	-	(201)	2	(201)	2
Fund balances, 31 December	333	354	4 300	4 550	53	281	4 736	5 185
	Statement I.1		Statement I.2		Schedule 7			

^a Aggregate totals only. Not consolidated.

Regular resources

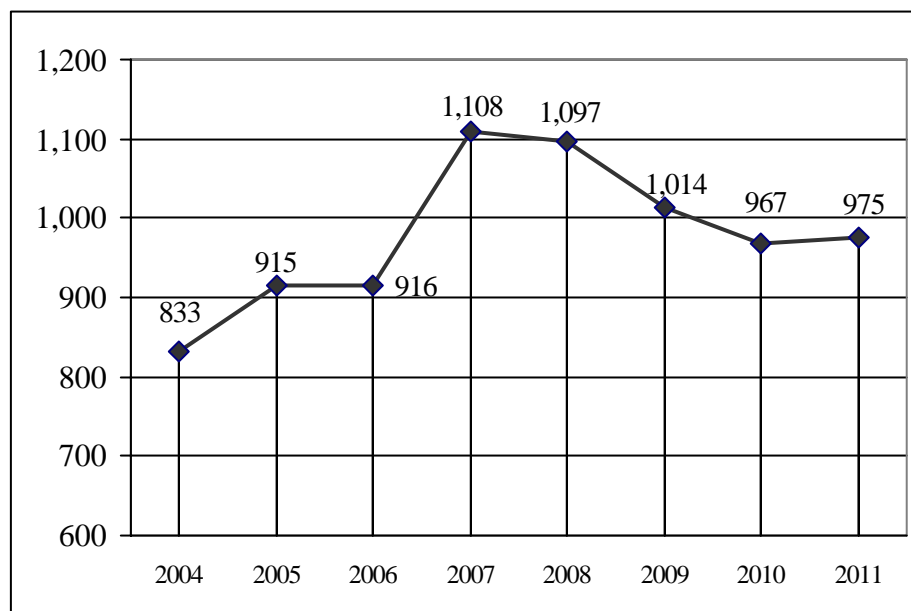
Income

24. Voluntary contributions were \$1.94 billion in 2010-2011, a decrease of 8 per cent from \$2.11 billion in 2008-2009 (see table III.1) as a result of absolute reductions in contributions by some major donors.

Figure III.3

Annual contributions for regular resources activities

(Millions of United States dollars)



Expenditure

25. Programme expenditure was \$1.075 billion in 2010-2011, a decrease of 10 per cent from \$1.196 billion in 2008-2009. National execution remained the leading modality for project execution, consistent with UNDP policy. In 2010-2011, programme countries executed \$468 million, or 44 per cent of programme expenditure for regular resources, compared to \$496 million, or 41 per cent, of programme expenditure for regular resources for the 2008-2009 biennium.

Biennial support budget

26. Gross biennial support budget expenditure for the 2010-2011 biennium was \$806 million, representing a \$1.4 million decrease in expenditure compared to \$807.4 million in 2008-2009. The net (after income received) biennial support budget expenditure for 2010-2011 was \$738 million, a \$0.8 million increase from \$737.2 million in 2008-2009. By appropriation group, 65 per cent was spent on management activities, 11 per cent on development effectiveness activities, 19 per cent on United Nations development coordination, and 5 per cent on special purpose activities.

Unexpended resources

27. The unexpended regular resources balance at 31 December 2011 was \$333 million, compared to \$354 million at 31 December 2009. The decrease of \$21 million in the resource balance reflects the 8 per cent decrease in regular resources contributions over the biennium, as well as a 9 per cent decrease in regular resources interest income, from \$35.1 million to \$31.8 million, and a 37 per cent decrease in regular resources other income from \$135.4 million to \$85.5 million. There was an increase of \$4 million in the operational reserve for regular resources to \$226 million.

After-service health insurance

28. UNDP participates in the United Nations system-wide review of the economic and demographic assumptions to value post-retirement benefits already earned by UNDP and United Nations Volunteers staff. The latest valuation, coordinated by the United Nations Insurance Unit, was carried out by a new independent consulting actuary as at 31 December 2011. After-service health insurance liability increased from \$430 million in 2009 to \$827 million at 31 December 2011. The time-horizon for the discharge of organizational post-retirement liabilities is fairly long and the base assumptions, such as inflation rates, interest rates and health-care cost inflation, lead to marked variations in the liability estimates in each valuation. The increase in the most recent review is due principally to change in the interest rate assumptions, which is a reflection of the prevailing economic environment.

29. Since 2000, UNDP has been setting aside resources to fund the after-service health insurance liability. The after-service health insurance reserve as at 31 December 2011 was \$453 million.

Other resources activities

30. Income from other resources was \$9.2 billion during the 2010-2011 biennium, an increase of 1 per cent compared to 2008-2009. Income from other resources (see table III.2) includes income of \$6.05 billion from cost-sharing, \$1.99 billion from trust funds, \$848 million from reimbursable support services, \$295 million from special activities, \$224 million from management service agreements, and \$102 million for Junior Professional Officers.

Table III.2

Other resources activities: Statement of income and expenditure for the biennium ended 31 December

(Millions of United States dollars)

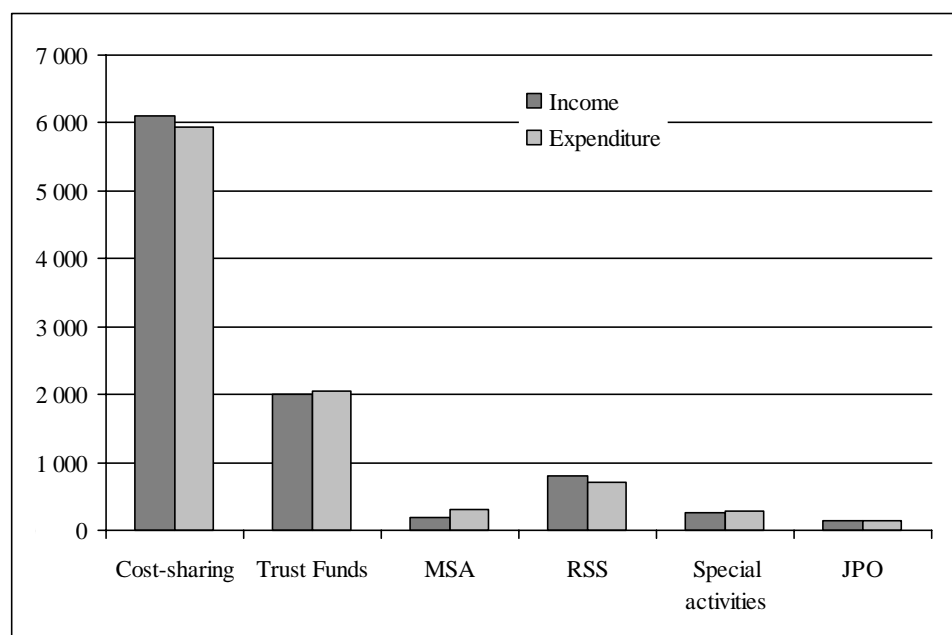
	<i>UNDP cost-sharing</i>		<i>Government Cash Counterpart Contributions</i>		<i>Trust funds established by UNDP</i>		<i>Management service agreements</i>		<i>Junior Professional Officers</i>		<i>Reserve for Field Accommodation</i>		<i>Reimbursable Support Services</i>		<i>Special activities</i>		<i>United Nations Volunteers Programme</i>		
	<i>2011</i>	<i>2009</i>	<i>2011</i>	<i>2009</i>	<i>2011</i>	<i>2009</i>	<i>2011</i>	<i>2009</i>	<i>2011</i>	<i>2009</i>	<i>2011</i>	<i>2009</i>	<i>2011</i>	<i>2009</i>	<i>2011</i>	<i>2009</i>	<i>2011</i>	<i>2009</i>	
Income																			
Contributions	5 934	5 248	–	–	1 960	2 026	218	732	102	100	–	–	–	–	114	116	68	63	
Interest income	110	136	1	1	31	56	6	21	–	–	–	–	16	23	1	1	2	3	
Other income	6	5	–	–	4	2	–	–	–	–	–	2	832	710	181	145	29	25	
Total income	6 050	5 389	1	1	1 995	2 085	224	753	102	100	–	2	848	733	296	262	99	91	
Expenditure																			
Programme	5 628	4 618	–	–	1 963	2 035	332	624	94	75	–	–	–	–	23	25	56	50	
Biennial support budget – net	323	235	–	–	147	139	–	–	–	–	1	1	730	610	220	179	24	19	
Other expenditure	–	–	–	–	–	1	–	–	11	10	–	–	–	–	67	66	20	17	
Total expenditure	5 951	4 853	–	–	2 110	2 174	332	624	105	85	1	1	730	610	310	270	100	87	
Excess (shortfall) of income over expenditure	99	536	1	1	(115)	(90)	(108)	129	(4)	15	(1)	1	118	123	(14)	(8)	(1)	4	
Savings on prior biennium's obligations	–	–	–	–	–	–	–	–	–	–	–	–	–	–	–	–	–	–	
Transfer (to) from reserves	–	–	–	–	–	–	–	–	–	–	–	–	(9)	(12)	–	–	–	–	
Refunds to donors and transfers	(188)	(61)	(1)	–	(25)	(96)	(33)	(5)	–	–	–	–	22	6	11	1	(2)	(1)	
Fund balances as at 1 January	2 479	2 004	17	16	1 192	1 378	344	221	38	23	1	–	345	228	58	65	76	73	
Fund balances as at 31 December	2 390	2 479	17	17	1 052	1 192	203	344	34	38	–	1	476	345	55	58	73	76	

Figure III.4 shows the comparison between income and expenditure for other resources in those categories. Other income relating to United Nations Volunteers, i.e., \$99 million is not depicted.

Figure III.4

Income from other resources activities for the biennium ended 31 December 2011

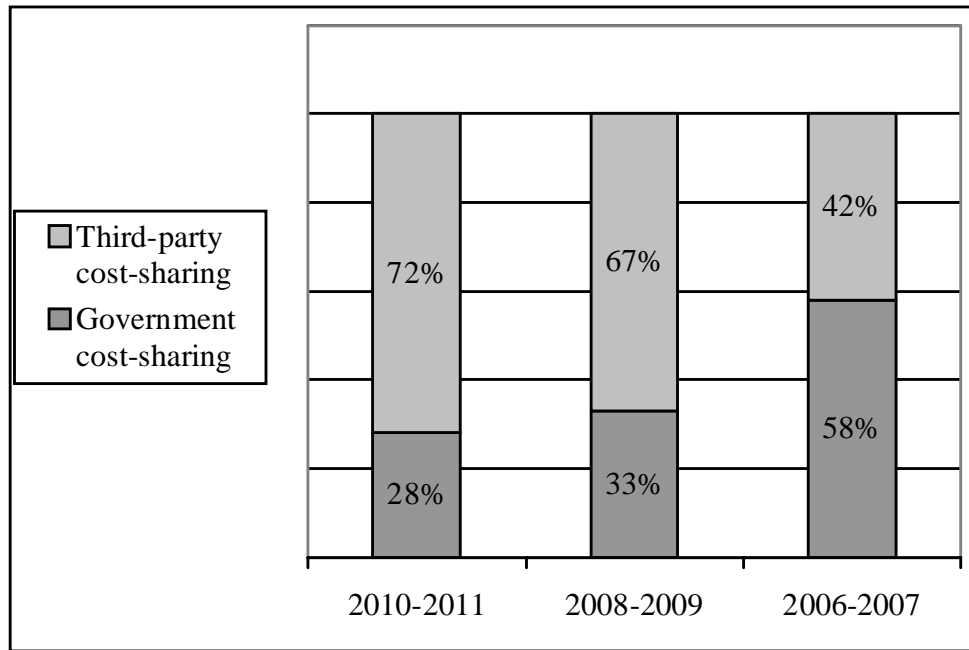
(Millions of United States dollars)



Cost-sharing

31. The cost-sharing funding modality remained the largest source of income for UNDP. Total cost-sharing income was \$6.05 billion, \$4.32 billion was attributable to third-party cost-sharing (\$3.53 billion in 2008-2009) and \$1.73 billion to programme governments (\$1.86 billion in 2008-2009). The percentage share is illustrated in figure III.5.

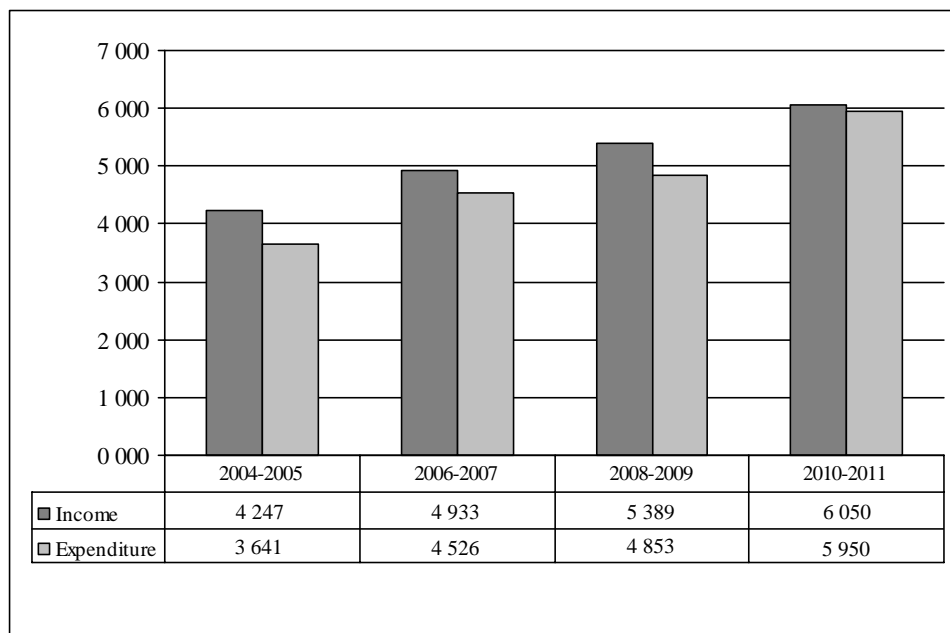
Figure III.5
Cost-sharing income split between third parties and programme governments



32. Programme expenditure paid to executing and implementing entities in 2010-2011 was \$5.64 billion, an increase of 22 per cent from \$4.62 billion in 2008-2009.

Figure III.6
Summary of cost-sharing income and expenditure

(Millions of United States dollars)



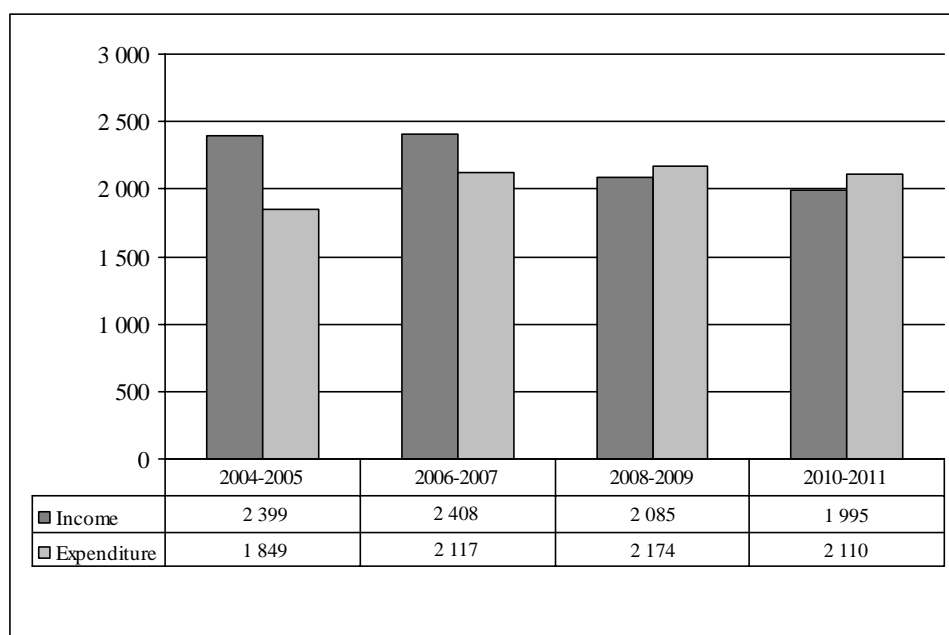
Trust funds established by the United Nations Development Programme

33. The detailed financial results of the trust funds are shown on schedule 5 of the financial statements and on schedule 5.1 for the 10 largest trust funds by income and expenditure. As at 1 January 2010, there were a total of 459 potentially inactive trust funds, of which 293 have been closed. UNDP is working intensively to close the remaining 166 trust funds.

Figure III.7

Summary of income and expenditure for all trust funds established by UNDP

(Millions of United States dollars)



34. The 10 largest trust funds represent 88 per cent of trust fund income and 83 per cent of trust fund expenditure. The financial information of the 10 largest trust funds is shown in table III.3.

Table III.3

Top 10 trust funds for the biennium 2010-2011

(Thousands of United States dollars)

	<i>Income 2010-2011</i>	<i>Percentage of total income</i>	<i>Expenditure 2010-2011</i>	<i>Percentage of total expenditure</i>
Thematic Trust Funds				
UNDP Thematic Trust Fund for Crisis Prevention and Recovery	203 229	10	239 048	11
UNDP Thematic Trust Fund for Democratic Governance	41 930	2	57 103	3
Other Trust Funds				
Trust Fund for the Global Environmental Facility	497 084	25	512 138	24

	<i>Income 2010-2011</i>	<i>Percentage of total income</i>	<i>Expenditure 2010-2011</i>	<i>Percentage of total expenditure</i>
Law and Order Trust Fund for Afghanistan	735 399	37	609 699	29
UNDP/SIDA Trust Fund for Assistance to UNDP-specific Activities	32 280	2	64 253	3
UNDP Fund for the Programme of Assistance to the Palestinian People	68 267	3	91 514	4
Support to Iraq reconstruction	26 713	1	47 362	2
UNDP Trust Fund for Innovative Partnerships with National Governments, Local Authorities, Private Sector	14 173	1	37 312	2
Multilateral Fund for the Implementation of the Montreal Protocol	99 262	5	66 907	3
International Commission Against Impunity in Guatemala	30 204	2	31 779	2
Total	1 748 541	88	1 757 115	83

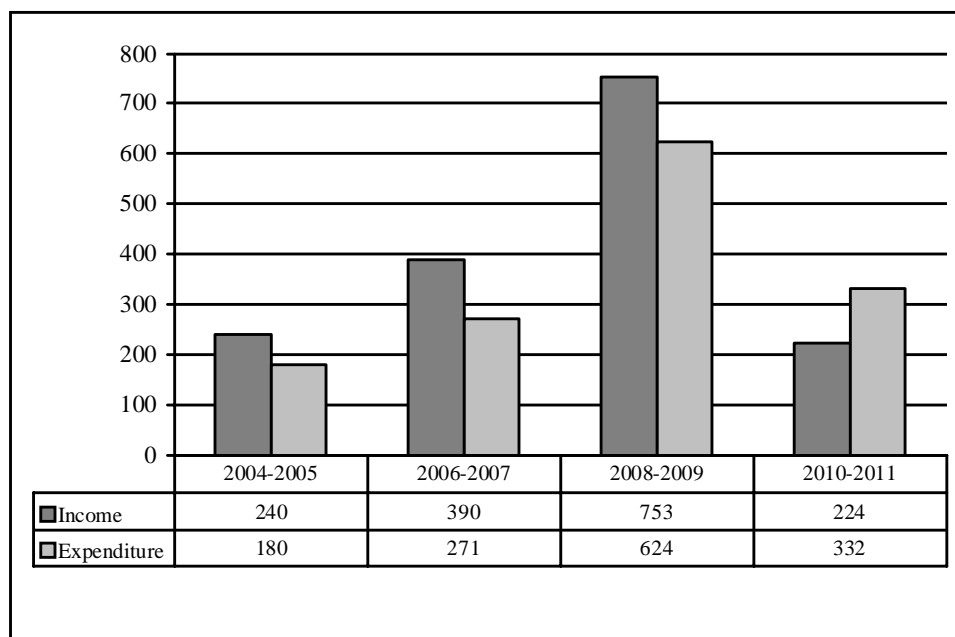
Management service agreements

35. Management service agreements are signed by UNDP with various donors (detailed in schedule 6). Total income reduced by 70 per cent in 2010-2011 to \$224.0 million compared to \$752.9 million in 2008-2009. Total expenditure decreased by 47 per cent in 2010-2011 to \$332.5 million, from \$624.3 million in 2008-2009 (see figure III.8).

Figure III.8

Summary of income and expenditure for management service agreements

(Millions of United States dollars)



United Nations Volunteers programme

36. The United Nations Volunteers programme (UNV) works directly with and contributes to the work of UNDP and other United Nations agencies to make an impact in three areas: (a) global recognition of volunteerism for peace and development; (b) integration of volunteerism into peace and development programmes; and (c) mobilization of volunteers contributing to peace and development.

37. The biennium 2010-2011 was marked for UNV by: (a) the production of the first State of the World's Volunteerism Report; and (b) the successful commemoration of the tenth anniversary of the International Year of Volunteers. UNV acted as focal point for anniversary activities and as a convener of various interested stakeholders, at the request of the General Assembly.

38. In 2010 and in 2011, about 7,500 United Nations Volunteers served to contribute towards the strategic objectives of 23 United Nations entities and 18 United Nations missions, often assigned to challenging and remote locations, or in post-conflict situations.

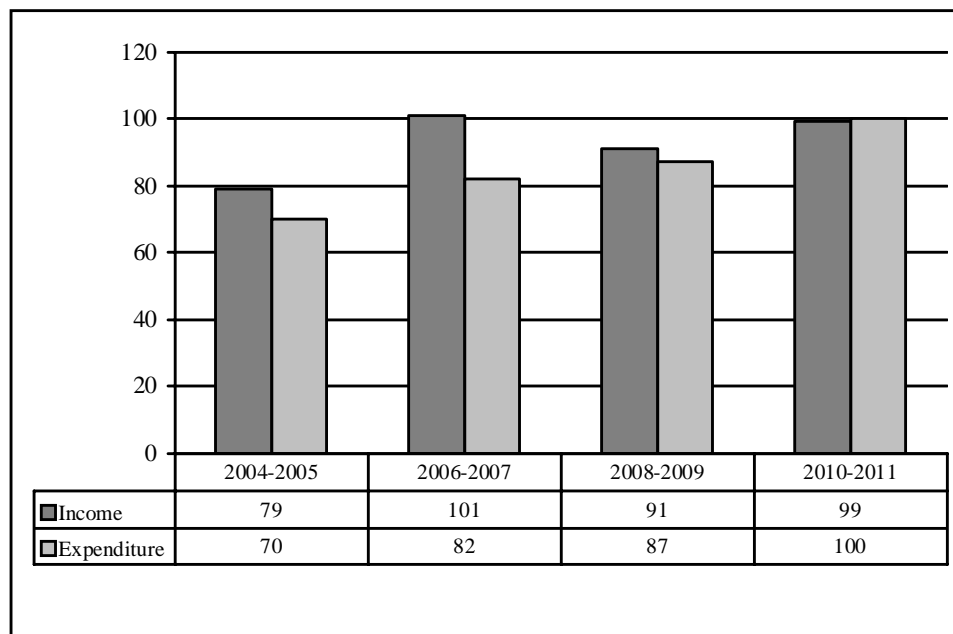
39. The "Changing Together" change management process undertaken by UNV from 2009 to 2011 resulted in a new organizational structure and new ways of conducting business. These changes positioned UNV to focus more effectively on programmatic needs at the country level, directly and through United Nations agencies.

40. Total direct donor funding to UNV increased by 12 per cent to \$38.8 million in 2010-2011 from \$34.7 million in 2008-2009, following a sharp drop during 2008-2009 due to the global financial crisis. However, donor contributions to the Special Voluntary Fund, which is critical for continued advocacy of volunteerism, innovation in volunteer modalities and the production of norm-setting knowledge products, decreased 14 per cent during the 2010-2011 biennium. With a similar decline in 2008-2009, the Special Voluntary Fund now represents only 3 per cent of UNV resources.

41. Total expenditures for 2010-2011 were \$100.3 million, an increase of \$13.4 million (15 per cent) compared with the previous biennium. The financial value of volunteer assignments of \$376 million (\$340.8 million in 2008-2009) was charged directly to the United Nations and to other agencies, funds and programmes, including UNDP. The 10 per cent increase in the financial value of volunteer assignments shows continued strong demand for the services of United Nations Volunteers.

Figure III.9
**Summary of income and expenditure for the United Nations
 Volunteers programme**

(Millions of United States dollars)



Junior Professional Officers programme

42. A total of 23 Governments have valid agreements with UNDP for the provision of Junior Professional Officers, while 4 Governments have valid agreements with UNDP for the provision of Special Assistants to Resident Coordinators. As at 31 December 2011, UNDP administered 343 Junior Professional Officers and 39 Special Assistants to Resident Coordinators. The combined number of Junior Professional Officers and Special Assistants to Resident Coordinators working with UNDP and affiliated funds and programmes as of 31 December 2011 was 199. Of these, 62, i.e., 31 per cent, served in New York and other headquarters locations. UNDP administered 163 additional Junior Professional Officers on behalf of other United Nations agencies and partners.

43. UNDP received \$101.9 million in contributions for the Junior Professional Officers programme in the biennium 2010-2011 compared to \$100 million in 2008-2009. Total expenditure increased to \$105.4 million in 2010-2011 from \$84.6 million in 2008-2009.

Funds established by the General Assembly and administered by the United Nations Development Programme

44. The funds established by the General Assembly and administered by UNDP are UNCDF and UNIFEM. Their financial results are detailed in schedule 7 and schedule 7.1 of the financial statements.

United Nations Capital Development Fund

45. The United Nations Capital Development Fund (UNCDF) is the United Nations capital investment agency for the world's least developed countries. It works to reduce poverty and advance the Millennium Development Goals by increasing access to microfinance and strengthening local services, in ways that are sustainable and can be taken to scale by the private sector, national governments and development partners. The work of the United Nations Capital Development Fund helps to enlarge peoples' choices. UNCDF focuses in particular on post-crisis countries, and on women. Its work in microfinance and local development is also helping least developed countries respond to food insecurity, climate change and other global challenges.

46. Total contributions in 2010-2011 were \$87.9 million, an increase of 10 per cent from \$79.4 million in 2008-2009. Voluntary contributions were \$30.2 million, a decrease of 16 per cent from 2008-2009; cost-sharing contributions were \$42.8 million, an increase of 75 per cent from 2008-2009; and subtrust fund contributions were \$14.9 million, a decrease of 24 per cent from 2008-2009. Total programme expenditures in the biennium 2010-2011 increased by 22 per cent, from \$71.4 million to \$91.3 million. As at 31 December 2011, UNCDF had a regular resources fund balance of \$11.9 million, over and above its \$24.6 million operational reserve.

United Nations Development Fund for Women

47. The United Nations Development Fund for Women (UNIFEM) was established by the General Assembly in 1984 to play an innovative and catalytic role in the promotion of women's empowerment and gender equality. It provided financial and technical assistance to innovative programmes and strategies to foster women's empowerment and gender equality. Placing the advancement of women's human rights at the centre of all of its efforts, UNIFEM focused its activities on four strategic areas: (a) reducing feminized poverty; (b) ending violence against women; (c) reversing the spread of HIV/AIDS among women and girls; and (d) achieving gender equality in democratic governance in times of peace as well as war.

48. During the six months, 1 January from 30 June 2010, for which UNIFEM is incorporated into these financial statements as a fund administered by UNDP, total contributions were \$44.2 million, of which voluntary contributions were \$16.1 million, cost-sharing contributions were \$25.6 million, and subtrust fund contributions were \$2.5 million. Programme expenditure was \$56.9 million, of which regular resources expenditure was \$21.1 million, cost-sharing expenditure was \$27.0 million, and subtrust fund expenditure was \$8.8 million.

49. The General Assembly dissolved UNIFEM as at 2 July 2010. The existing mandates, functions, assets and liabilities were transferred to the new United Nations Entity for Gender Equality and the Empowerment of Women, known as UN-Women, at that date. UNDP therefore incorporates UNIFEM into these financial statements as a fund administered by UNDP for the first six months of 2010 only.

Chapter IV
Financial report for the biennium ended 31 December 2011

Abbreviations used in the financial statements

ACP	African, Caribbean and Pacific
AfDB	African Development Bank
AJK	Azzad Jammu and Kashmir
ART	Articulation des réseaux territoriaux et thématiques de développement humain
AU	African Union
BCPR	Bureau for Crisis Prevention and Recovery
BDP	Bureau for Development Policy
BOM	Bureau of Management
BRSP	Bureau for Resources and Strategic Partnerships
BS	balance sheet
CARDS	Community Assistance for Reconstruction, Development and Stabilization
CAVR	Commission for Reception, Truth and Reconciliation
CERF	Central Emergency Response Fund
CIDA	Canadian International Development Agency
CIS	Commonwealth of Independent States
CPR	Crisis Prevention and Recovery
CSOs	civil society organizations
DANIDA	Danish International Development Agency
DDR	disarmament, demobilization and rehabilitation
DEVNET	Development Network
DIM	direct implementation
DFID	Department for International Development
DOCO	Development Operations Coordination Office
DRPC	Division for Resources Planning and Coordination
EAR	European Agency for Reconstruction
ECA	Economic Commission for Africa
ECE	Economic Commission for Europe
ECHO	European Community Humanitarian Office
ECLAC	Economic Commission for Latin America and the Caribbean
ECOWAS	Economic Community of West African States
EEC	European Economic Commission

EEG	Environment and Energy Group West African States
EIMS	Executive Information Management System
ESCAP	Economic and Social Commission for Asia and the Pacific
ESCWA	Economic and Social Commission for Western Asia
EU	European Union
FAO	Food and Agriculture Organization of the United Nations
FBS	Fonds belge de survie
FGM	female genital mutilation
GCCC	Government Cash Counterpart Contributions
GEF	Global Environment Facility
HACT	harmonized approach to cash transfer
HDRO	Human Development Report Office
IAPSO	Inter-Agency Procurement Services Office
IBRD	International Bank for Reconstruction and Development
ICAO	International Civil Aviation Organization
ICT	information and communications technology
IDA	International Development Association
IFAD	International Fund for Agricultural Development
IFC	International Finance Corporation
ILO	International Labour Organization
IMF	International Monetary Fund
IMIS	Integrated Management Information System
IOM	International Organization for Migration
IS	income statement
ITC	International Trade Centre
ITF	Iraq Trust Fund
ITU	International Telecommunication Union
JAIDO	Japan International Development Organization
JPO	Junior Professional Officer
KOICA	Korea International Cooperation Agency
LDCs	least developed countries
MDG	Millennium Development Goals
MDTF	Multi-Donor Trust Fund

MoFA	Ministry of Foreign Affairs
NCA	Norwegian Church Aid
NEPAD	New Partnership for Africa's Development
NEX	Government, as executing agent
NGO	non-governmental organization
NIM	national implementation
NWFP	North West Frontier Province
OECD	Organization for Economic Cooperation and Development
OGC	Oslo Governance Centre
OHADA	Organization for the Harmonization of Business Law in Africa
OIOS	Office of Internal Oversight Services
OSG	Operations Support Group
PAPP	Programme of Assistance to the Palestinian People
PB	Partnership Bureau
PFF	Partnership for the Future
RFA	reserve for field accommodation
ROAR	results-oriented annual report
RRU	Relief and Recovery Unit
SACB	Somalia Aid Coordination Body
SALW	small arms and light weapons
SICA	Spanish International Cooperation Agency
SIDA	Swedish International Development Cooperation
SIDS	Small Island Developing States
SNV	Netherlands Development Organization
SRF	strategic results framework
STI	sexually transmitted infection
SU/TCDC	Special Unit for Technical Cooperation Among Developing Countries
UEMOA	West African Economic and Monetary Union
UNAIP	United Nations Inter-Agency Project
UNCDF	United Nations Capital Development Fund
UNCHS	United Nations Conference on Human Settlements (HABITAT)
UNCTAD	United Nations Conference on Trade and Development

UNDESA	United Nations Department of Economic and Social Affairs
UNDG	United Nations Development Group
UNDP	United Nations Development Programme
UNEP	United Nations Environment Programme
UNESCO	United Nations Educational, Scientific and Cultural Organization
UNFIP	United Nations Fund for International Partnerships
UNFPA	United Nations Population Fund
UNICEF	United Nations Children's Fund
UNIDO	United Nations Industrial Development Organization
UNIFEM	United Nations Development Fund for Women
UNISTAR	United Nations International Short-term Advisory Resources
UNITAR	United Nations Institute for Training and Research
UNOPS	United Nations Office for Project Services
UNRC	United Nations Resident Coordinator
UN-REDD	United Nations Collaborative Initiative on Reducing Emissions from Deforestation and Forest Degradation
UNSECOORD	Office of the United Nations Security Coordinator
UNSO	Office to Combat Desertification and Drought
UNV	United Nations Volunteers programme
UN-Women	United Nations Entity for Gender Equality and the Empowerment of Women
UPU	Universal Postal Union
WFP	World Food Programme
WHO	World Health Organization
WMO	World Meteorological Organization
WTO	World Tourism Organization

United Nations Development Programme Biennium 2010-2011

Overview

Income, expenditure and fund balances for the biennium ended 31 December 2011

(Thousands of United States dollars)

	<i>Regular resources activities</i>		<i>Other resources activities</i>		<i>Funds administered by UNDP</i>	
	<i>2010-2011</i>	<i>2008-2009</i>	<i>2010-2011</i>	<i>2008-2009</i>	<i>2010-2011</i>	<i>2008-2009</i>
Income						
Contributions	1 941 936	2 110 706	8 395 291	8 284 872	132 109	448 172
Less transfer to biennial support budget	(18 720)	(18 208)	–	–	–	–
Contributions — net	1 923 216	2 092 498	8 395 291	8 284 872	132 109	448 172
Interest income	31 828	35 101	166 941	241 415	1 356	7 522
Other income	85 543	135 439	619 527	545 659	7 108	29 383
Total income	2 040 587	2 263 038	9 181 759	9 071 946	140 573	485 077
Expenditure						
Programme	1 075 104	1 196 159	8 096 186	7 426 947	148 143	298 942
Programme support costs	–	–	32 041	27 234	–	–
Programme support to Resident Coordinator	30 372	32 119	54 509	54 272	–	–
Development support services	13 673	13 074	13 154	12 215	–	–
Special purpose activities — General Assembly-mandated activities and capital investments	56 338	–	–	–	–	–
UNDP Economist Programme	12 278	11 167	–	–	–	–
Biennial support budget — net	738 080	737 240	1 011 988	839 739	19 342	35 139
Other expenditure	132 535	229 395	134	831	6	223
Total expenditure	2 058 380	2 219 154	9 208 012	8 361 238	167 491	334 304
Excess (shortfall) of income over expenditure	(17 793)	43 884	(26 253)	710 708	(26 918)	150 773
Savings on prior biennium's obligations	596	15 735	–	–	–	–
Transfer (to) or from reserves	(4 000)	(30 000)	(9 000)	(12 000)	–	(7 510)
Refunds to donors and transfers (to) or from other funds	10	(52 216)	(215 257)	(155 141)	(215)	(3 583)

	<i>Regular resources activities</i>		<i>Other resources activities</i>		<i>Funds administered by UNDP</i>	
	<i>2010-2011</i>	<i>2008-2009</i>	<i>2010-2011</i>	<i>2008-2009</i>	<i>2010-2011</i>	<i>2008-2009</i>
Fund balances as at 1 January 2010	354 412	377 009	4 550 006	4 006 439	280 690	139 028
Adjustments to reserves and fund balances	–	–	–	–	(201 031)	1 982
Fund balances as at 31 December 2011	333 225	354 412	4 299 496	4 550 006	52 526	280 690
	Statement I.1		Statement I.2		Schedule 7	

The accompanying notes are an integral part of the financial statements.

**United Nations Development Programme
Biennium 2010-2011**

Overview

Assets, liabilities and reserves and fund balances as at 31 December 2011

(Thousands of United States dollars)

	<i>Regular resources activities</i>		<i>Other resources activities</i>		<i>Funds administered by UNDP</i>	
	<i>2011</i>	<i>2009</i>	<i>2011</i>	<i>2009</i>	<i>2011</i>	<i>2009</i>
Assets						
Cash	63 535	25 929	41	34	1 822	6 404
Cash and investments — funds held in trust	655 049	1 324 804	—	—	—	—
Government letters of credit and promissory notes	—	—	52 706	108 460	—	—
Investment held for						
Operational reserve	226 000	222 000	—	—	—	—
Regular resources	163 784	602 527	6 998	492 446	75 162	343 405
Reserve for after-service health insurance	453 224	373 276	—	—	—	—
Cost-sharing	2 400 845	2 500 257	—	—	—	—
Government cash counterpart contributions	16 618	16 591	—	—	—	—
Funds administered by UNDP and trust funds established by UNDP	1 123 198	798 946	—	—	—	—
Reimbursable services and miscellaneous activities	987 804	950 499	—	—	—	—
Medical insurance plan	52 659	45 073	—	—	—	—
Subtotal – investments	5 424 132	5 509 169	6 998	492 446	75 162	343 405
Total cash, letters of credit, promissory notes and investments	6 142 716	6 859 902	59 745	600 940	76 984	349 809
Advances						
Operating funds provided to Governments	9 278	14 263	128 789	98 430	—	51
Operating funds provided to executing agents	1 415	8 006	26 875	27 022	789	617
Accounts receivable and deferred charges						
Due from core activities	—	—	4 536 808	4 378 995	—	4 810
Due from reserves for field accommodation	—	1 144	—	—	—	—
Due from UN Volunteers programme	—	—	—	—	—	—
Due from trust funds established by UNDP	5 298	92 043	—	—	—	—

	<i>Regular resources activities</i>		<i>Other resources activities</i>		<i>Funds administered by UNDP</i>	
	<i>2011</i>	<i>2009</i>	<i>2011</i>	<i>2009</i>	<i>2011</i>	<i>2009</i>
Due from funds administered by UNDP	3 046	25 457	–	–	–	–
Due from UN-Women	25 244					
Due from UNOPS	95 383	–	–	–	–	–
Due from UNFPA	75 309	–	–	–	–	–
Due from United Nations — current account	–	–	–	–	–	–
Other accounts receivable and deferred charges	9 040	29 017	21 294	24 167	831	1 286
Accrued interest	23 226	34 360	21 347	21 742	408	2 394
Special capitalized asset	3 000	1 570	–	–	–	–
Loans	–	–	–	–	4 816	5 168
Reserve for field accommodation activities						
Long-term accounts receivable	–	–	–	169	–	–
Loans to Governments	–	–	806	806	–	–
Construction costs	–	–	38 873	42 918	–	–
Capitalized rehabilitation	–	–	302	578	–	–
Allowance for write-down	–	–	(9 627)	(9 627)	–	–
Total assets	6 392 955	7 065 762	4 825 212	5 186 140	83 828	364 135
	Statement II.1		Statement II.2		Schedule 7	

United Nations Development Programme
Biennium 2010-2011

Overview

Assets, liabilities and reserves and fund balances as at 31 December 2011

(Thousands of United States dollars)

	<i>Regular resources activities</i>		<i>Other resources activities</i>		<i>Funds administered by UNDP</i>	
	<i>2011</i>	<i>2009</i>	<i>2011</i>	<i>2009</i>	<i>2011</i>	<i>2009</i>
Liabilities						
Operating funds payable to Governments	–	–	232	1 341	–	131
Operating funds payable to executing agents	505	2 267	12 801	14 746	718	719
Unliquidated obligations	27 516	53 313	142 327	239 539	21	6 734
Accounts payable	106 396	127 217	203 882	135 242	2 886	5 634
Due to (from) core activities by						
Reserve for field accommodation	–	–	–	1 144	–	–
Junior Professional Officers programme	–	–	–	–	–	–
Trust funds established by UNDP	–	–	5 298	92 043	–	–
Funds administered by UNDP	–	–	–	–	3 046	25 457
Due to “other resources” and “funds administered by UNDP”						
Cost-sharing	2 400 845	2 500 257	–	–	–	–
Government cash counterpart contributions	16 618	16 591	–	–	–	–
Trust funds established by UNDP	1 131 542	911 636	–	–	–	–
Funds administered by UNDP	–	4 810	–	–	–	–
Reserve for field accommodation	1 681	–	–	–	–	–
UN Volunteers programme	88 444	1 920	–	–	–	–
Junior Professional Officers programme	35 186	38 632	–	–	–	–
Reimbursable services and miscellaneous activities	862 493	909 960	–	–	–	–
Subtotal — due to other resources and funds administered by UNDP	4 536 809	4 383 806	–	–	–	–
Due to special measures fund	–	–	–	–	–	–
Due to United Nations current account	13 187	502	–	–	–	–
Due to UNOPS	–	157 100	–	–	–	–
Due to UNFPA	–	5 900	–	–	–	–

	<i>Regular resources activities</i>		<i>Other resources activities</i>		<i>Funds administered by UNDP</i>	
	<i>2011</i>	<i>2009</i>	<i>2011</i>	<i>2009</i>	<i>2011</i>	<i>2009</i>
Deferred liability — funds held in trust	691 494	1 383 254	—	—	—	—
Reserve for field accommodation agency — reimbursement of construction costs	—	—	7 547	7 935	—	—
Deferred income	930	504	26	—	31	561
Reserve for special initiatives	669	641	—	—	—	—
Reserve for after-service health insurance	453 224	373 276	—	—	—	—
UN Volunteers programme reserve for medical evacuation	—	—	—	(2)	—	—
SIDA contingency reserve fund	—	—	8 635	8 146	—	—
Total liabilities	5 830 730	6 487 780	380 748	500 134	6 702	39 236
Operational reserves	226 000	222 000	116 968	108 000	24 600	44 209
Endowment fund	—	—	3 000	3 000	—	—
Fund balance — authorized level	—	—	25 000	25 000	—	—
Special capital resources	3 000	1 570	—	—	—	—
Unexpended resources	333 225	354 412	4 299 496	4 550 006	52 526	280 690
Total unexpended resources and special capital resources	336 225	355 982	4 299 496	4 550 006	52 526	280 690
Total reserves and fund balances	562 225	577 982	4 444 464	4 686 006	77 126	324 899
Total liabilities and reserves and fund balances	6 392 955	7 065 762	4 825 212	5 186 140	83 828	364 135
	Statement II.1		Statement II.2		Schedule 7	

The accompanying notes are an integral part of the financial statements.

United Nations Development Programme, biennium 2010-2011
Movement in resources balances for the biennium ended 31 December 2011

Overview

(Thousands of United States dollars)

	<i>Regular resources activities</i>	<i>Other resources activities</i>	<i>Funds administered by UNDP</i>
Fund balances as at 1 January 2010	354 412	4 550 006	280 690
Adjustments to reserves and fund balances	–	–	(201 031)
Net excess (shortfall) of income over expenditure	(17 793)	(26 253)	(26 918)
Movement — savings on prior biennium's obligations	596	–	–
Movement — transfer (to) from reserves	(4 000)	(9 000)	–
Movement — refunds to donors and transfers (to) from other funds	10	(215 257)	(215)
Balance as at 31 December 2011	333 225	4 299 496	52 526
	Overview IS	Overview IS	Overview IS

The accompanying notes are an integral part of the financial statements.

**United Nations Development Programme
Biennium 2010-2011**

Overview

Statement of cash flows for the biennium ended 31 December 2011

(Thousands of United States dollars)

	<i>Regular resources activities</i>		<i>Other resources activities</i>		<i>Funds administered by UNDP</i>	
	<i>2011</i>	<i>2009</i>	<i>2011</i>	<i>2009</i>	<i>2011</i>	<i>2009</i>
Cash flows from operating activities						
Excess (shortfall) of income over expenditure	(17 793)	43 884	(26 253)	710 708	(26 918)	150 773
Add inflows (less outflows)						
(Increase) decrease in other accounts receivable	31 111	13 163	3 268	39 139	2 441	1 894
(Increase) decrease in due from other programmes	110 300	(32 795)	(157 813)	(568 024)	4 810	(1 619)
(Increase) decrease in due from UNFPA	(75 309)	57 936	–	–	–	–
(Increase) decrease in due from United Nations	–	12 516	–	–	–	–
(Increase) decrease in due from UN-Women	(25 244)	–	–	–	–	–
(Increase) decrease in due from UNOPS	(95 383)	–	–	–	–	–
(Increase) decrease in operating funds provided to executing agents	6 591	6 663	147	31 623	(172)	151
(Increase) decrease in operating funds provided to Governments	4 985	695	(30 359)	(7 566)	51	–
Increase (decrease) in accounts payable and other liabilities	(20 821)	4 122	68 640	(14 825)	(2 748)	(2 031)
Increase (decrease) in deferred income	426	(24 243)	26	(20)	(530)	561
Increase (decrease) in deferred liability — funds held in trust	(691 760)	103 210	–	–	–	–
Increase (decrease) in unliquidated obligations	(25 797)	2 080	(97 212)	(7 959)	(6 713)	2 484
Increase (decrease) in due to other programmes	153 003	569 598	(86 745)	24 081	(22 411)	10 140
Increase (decrease) in due to UNFPA	(5 900)	5 900	–	–	–	–
Increase (decrease) in due to United Nations	12 685	502	–	–	–	–
Increase (decrease) in due to UNOPS	(157 100)	11 952	–	–	–	–
Increase (decrease) in operating funds provided by executing agents	(1 762)	519	(1 945)	(15 189)	(1)	1
Increase (decrease) in operating funds provided by Governments	–	–	(1 109)	(1 740)	(131)	–
Less interest income	(42 962)	(47 029)	(167 336)	(266 540)	(3 342)	(7 426)
Net cash from operating activities	(840 730)	728 673	(496 691)	(76 312)	(55 664)	154 928

	<i>Regular resources activities</i>		<i>Other resources activities</i>		<i>Funds administered by UNDP</i>	
	<i>2011</i>	<i>2009</i>	<i>2011</i>	<i>2009</i>	<i>2011</i>	<i>2009</i>
Cash flows from investing activities						
Add inflows (less outflows)						
(Increase) decrease in loans to Governments	–	–	–	–	352	(5 168)
(Increase) decrease in reserve for field accommodation activities	–	–	2 958	(1 089)	–	–
(Increase) decrease in special capitalized asset	(1 430)	–	–	–	–	–
Add interest income	42 962	47 029	167 336	266 540	3 342	7 426
Net cash from investing activities	41 532	47 029	170 294	265 451	3 694	2 258
Cash flows from financing activities						
Other adjustments to reserves and fund balances	4 000	30 000	8 970	11 576	(19 609)	9 491
Refunds to donors and transfers to/from other funds — net	77 416	23 463	(223 768)	(171 371)	(201 246)	(11 093)
Savings on prior biennium's obligations	596	15 735	–	–	–	–
Net cash from financing activities	82 012	69 198	(214 798)	(159 795)	(220 855)	(1 602)
Net increase (decrease) in cash, letters of credit and investments	(717 186)	844 900	(541 195)	29 344	(272 825)	155 584
Cash, letters of credit and investments as at 1 January 2010	6 859 902	6 015 002	600 940	571 596	349 809	194 225
Cash, letters of credit and investments as at 31 December 2011	6 142 716	6 859 902	59 745	600 940	76 984	349 809
	Statement III.1		Statement III.2			

The accompanying notes are an integral part of the financial statements.

**United Nations Development Programme
Biennium 2010-2011**

Statement I. Income, expenditure and fund balances for the biennium ended 31 December 2011

I.1 Regular resources activities

(Thousands of United States dollars)

		<i>Core activities</i>		<i>Special Measures Fund for Least Developed Countries</i>		<i>Total regular resources activities</i>	
		<i>2010-2011</i>	<i>2008-2009</i>	<i>2010-2011</i>	<i>2008-2009</i>	<i>2010-2011</i>	<i>2008-2009</i>
Income							
Contributions		1 941 936	2 110 696	–	10	1 941 936	2 110 706
Less transfer to biennial support budget	note 4	(18 720)	(18 208)	–	–	(18 720)	(18 208)
Contributions — net		1 923 216	2 092 488	–	10	1 923 216	2 092 498
Interest income	note 5	31 828	35 101	–	–	31 828	35 101
Other income	schedule 1	85 543	135 439	–	–	85 543	135 439
Total income		2 040 587	2 263 028	–	10	2 040 587	2 263 038
Expenditure							
Programme	schedule 2.1	1 075 098	1 196 183	6	(24)	1 075 104	1 196 159
Programme support costs		–	–	–	–	–	–
Programme support to Resident Coordinator	note 18 (a)	30 372	32 119	–	–	30 372	32 119
Development support services		13 673	13 074	–	–	13 673	13 074
Special purpose activities — General Assembly-mandated activities and capital investments		56 338	–	–	–	56 338	–
UNDP Economist Programme		12 278	11 167	–	–	12 278	11 167
Biennial support budget — net	schedule 3	738 080	737 240	–	–	738 080	737 240
Other expenditure	schedule 1	132 535	229 395	–	–	132 535	229 395
Total expenditure		2 058 374	2 219 178	6	(24)	2 058 380	2 219 154
Excess (shortfall) of income over expenditure		(17 787)	43 850	(6)	34	(17 793)	43 884
Savings on prior biennium obligations		596	15 735	–	–	596	15 735

	<i>Core activities</i>		<i>Special Measures Fund for Least Developed Countries</i>		<i>Total regular resources activities</i>	
	<i>2010-2011</i>	<i>2008-2009</i>	<i>2010-2011</i>	<i>2008-2009</i>	<i>2010-2011</i>	<i>2008-2009</i>
Transfer (to) or from reserves	(4 000)	(30 000)	–	–	(4 000)	(30 000)
Refunds to donors and transfers (to) or from other funds	10	(52 216)	–	–	10	(52 216)
Fund balances as at 1 January 2010	353 535	376 166	877	843	354 412	377 009
Fund balances as at 31 December 2011	332 354	353 535	871	877	333 225	354 412
	Statement IV.1		Statement IV.2		Overview IS	

The accompanying notes are an integral part of the financial statements.

**United Nations Development Programme
Biennium 2010-2011**

Statement I. Income, expenditure and fund balances for the biennium ended 31 December 2011

I.2 Other resources activities

(Thousands of United States dollars)

	<i>UNDP cost-sharing</i>		<i>Government cash counterpart contributions</i>		<i>Trust funds established by UNDP</i>		<i>Reimbursable support services and miscellaneous activities</i>		<i>Elimination</i>		<i>Total other resources activities</i>	
	<i>2010-2011</i>	<i>2008-2009</i>	<i>2010-2011</i>	<i>2008-2009</i>	<i>2010-2011</i>	<i>2008-2009</i>	<i>2010-2011</i>	<i>2008-2009</i>	<i>2010-2011</i>	<i>2008-2009</i>	<i>2010-2011</i>	<i>2008-2009</i>
	Income											
Contributions	5 933 904	5 247 621	–	–	1 960 547	2 026 395	500 840	1 010 856	–	–	8 395 291	8 284 872
Interest income	110 043	136 019	608	961	30 926	56 395	25 364	48 040	–	–	166 941	241 415
Other income note 6	5 701	5 237	–	–	3 475	2 173	1 042 457	881 801	(432 106)	(343 552)	619 527	545 659
Total income	6 049 648	5 388 877	608	961	1 994 948	2 084 963	1 568 661	1 940 697	(432 106)	(343 552)	9 181 759	9 071 946
Expenditure												
Programme schedule 2.1	5 627 751	4 617 619	–	1	1 963 065	2 035 226	505 370	774 101	–	–	8 096 186	7 426 947
Programme support costs	–	–	–	–	–	–	32 041	27 234	–	–	32 041	27 234
Programme support to Resident Coordinator note 18 (a)	–	–	–	–	–	–	54 509	54 272	–	–	54 509	54 272
Development advisory services	–	–	–	–	–	–	13 154	12 215	–	–	13 154	12 215
Biennial support budget — net	322 718	235 167	–	–	147 288	138 693	974 088	809 431	(432 106)	(343 552)	1 011 988	839 739
Other expenditure	15	257	–	–	119	572	–	2	–	–	134	831
Total expenditure	5 950 484	4 853 043	–	1	2 110 472	2 174 491	1 579 162	1 677 255	(432 106)	(343 552)	9 208 012	8 361 238
Excess (shortfall) of income over expenditure	99 164	535 834	608	960	(115 524)	(89 528)	(10 501)	263 442	–	–	(26 253)	710 708
Savings on prior biennium's obligations	–	–	–	–	–	–	–	–	–	–	–	–
Transfer (to) or from reserves	–	–	–	–	–	–	(9 000)	(12 000)	–	–	(9 000)	(12 000)

	<i>UNDP cost-sharing</i>		<i>Government cash counterpart contributions</i>		<i>Trust funds established by UNDP</i>		<i>Reimbursable support services and miscellaneous activities</i>		<i>Elimination</i>		<i>Total other resources activities</i>	
	<i>2010-2011</i>	<i>2008-2009</i>	<i>2010-2011</i>	<i>2008-2009</i>	<i>2010-2011</i>	<i>2008-2009</i>	<i>2010-2011</i>	<i>2008-2009</i>	<i>2010-2011</i>	<i>2008-2009</i>	<i>2010-2011</i>	<i>2008-2009</i>
Refunds to donors and transfers (to) or from other funds	(188 017)	(60 634)	(584)	–	(25 099)	(95 881)	(1 557)	1 374	–	–	(215 257)	(155 141)
Fund balances as at 1 January 2010	2 479 201	2 004 001	16 597	15 637	1 192 280	1 377 689	861 928	609 112	–	–	4 550 006	4 006 439
Fund balances as at 31 December 2011	2 390 348	2 479 201	16 621	16 597	1 051 657	1 192 280	840 870	861 928	–	–	4 299 496	4 550 006
					Schedule 5		Schedule 6				Overview IS	

The accompanying notes are an integral part of the financial statements.

**United Nations Development Programme
Biennium 2010-2011**

Statement II. Assets, liabilities and reserves and fund balances as at 31 December 2011

II.1 Regular resources activities

(Thousands of United States dollars)

		<i>Core activities</i>		<i>Special Measures Fund for Least Developed Countries</i>		<i>Elimination (note 2 (j))</i>		<i>Total regular resources activities</i>	
		<i>2011</i>	<i>2009</i>	<i>2011</i>	<i>2009</i>	<i>2011</i>	<i>2009</i>	<i>2011</i>	<i>2009</i>
Assets									
Cash	note 7	63 535	25 929	–	–	–	–	63 535	25 929
Cash and investments — funds held in trust	note 8	655 049	1 324 804	–	–	–	–	655 049	1 324 804
Government letters of credit		–	–	–	–	–	–	–	–
Investments held for									
Operational reserves	note 2 (h)	226 000	222 000	–	–	–	–	226 000	222 000
Regular resources		163 784	602 527	–	–	–	–	163 784	602 527
Reserve for after-service health insurance		453 224	373 276	–	–	–	–	453 224	373 276
Cost-sharing		2 400 845	2 500 257	–	–	–	–	2 400 845	2 500 257
Government cash counterpart contributions		16 618	16 591	–	–	–	–	16 618	16 591
Funds administered by UNDP and trust funds established by UNDP		1 123 198	798 946	–	–	–	–	1 123 198	798 946
Reimbursable services and miscellaneous activities		987 804	950 499	–	–	–	–	987 804	950 499
Medical insurance plan		52 659	45 073	–	–	–	–	52 659	45 073
Subtotal — investments	schedule 8	5 424 132	5 509 169	–	–	–	–	5 424 132	5 509 169
Total cash, letters of credit, promissory notes and investments		6 142 716	6 859 902	–	–	–	–	6 142 716	6 859 902
Advances									
Operating funds provided to Governments		9 278	14 263	–	–	–	–	9 278	14 263

	<i>Core activities</i>		<i>Special Measures Fund for Least Developed Countries</i>		<i>Elimination (note 2 (j))</i>		<i>Total regular resources activities</i>	
	<i>2011</i>	<i>2009</i>	<i>2011</i>	<i>2009</i>	<i>2011</i>	<i>2009</i>	<i>2011</i>	<i>2009</i>
Operating funds provided to executing agents	1 415	8 006	–	–	–	–	1 415	8 006
Accounts receivable and deferred charges								
Due from core activities	–	–	906	906	(906)	(906)	–	–
Due from RFA	–	1 144	–	–	–	–	–	1 144
Due from UNV	–	–	–	–	–	–	–	–
Due from trust funds established by UNDP	5 298	92 043	–	–	–	–	5 298	92 043
Due from funds administered by UNDP	3 046	25 457	–	–	–	–	3 046	25 457
Due from UN-Women	25 244	–	–	–	–	–	25 244	–
Due from UNOPS	95 383	–	–	–	–	–	95 383	–
Due from UNFPA	75 309	–	–	–	–	–	75 309	–
Due from United Nations — current account	–	–	–	–	–	–	–	–
Other accounts receivable and deferred charges	9 037	29 014	3	3	–	–	9 040	29 017
Accrued interest	23 226	34 360	–	–	–	–	23 226	34 360
Special capitalized asset	3 000	1 570	–	–	–	–	3 000	1 570
Total assets	6 392 952	7 065 759	909	909	(906)	(906)	6 392 955	7 065 762

Overview BS

**United Nations Development Programme
Biennium 2010-2011**

Statement II. Assets, liabilities and reserves and fund balances as at 31 December 2011

II.1 Regular resources activities

(Thousands of United States dollars)

	<i>Core activities</i>		<i>Special Measures Fund for Least Developed Countries</i>		<i>Elimination (note 2 (j))</i>		<i>Total regular resources activities</i>	
	<i>2011</i>	<i>2009</i>	<i>2011</i>	<i>2009</i>	<i>2011</i>	<i>2009</i>	<i>2011</i>	<i>2009</i>
Liabilities								
Operating funds payable to Governments	–	–	–	–	–	–	–	–
Operating funds payable to executing agents	505	2 267	–	–	–	–	505	2 267
Unliquidated obligations note 17	27 516	53 313	–	–	–	–	27 516	53 313
Accounts payable note 11 (b)	106 358	127 185	38	32	–	–	106 396	127 217
Due to “other resources” and “funds administered by UNDP”								
Cost-sharing	2 400 845	2 500 257	–	–	–	–	2 400 845	2 500 257
Government cash counterpart contributions	16 618	16 591	–	–	–	–	16 618	16 591
Trust funds established by UNDP	1 131 542	911 636	–	–	–	–	1 131 542	911 636
Funds administered by UNDP	–	4 810	–	–	–	–	–	4 810
Reserve for field accommodation	1 681	–	–	–	–	–	1 681	–
United Nations Volunteers programme	88 444	1 920	–	–	–	–	88 444	1 920
Junior Professional Officers programme	35 186	38 632	–	–	–	–	35 186	38 632
Reimbursable services and miscellaneous activities	862 493	909 960	–	–	–	–	862 493	909 960
Subtotal — due to other resources and funds administered by UNDP	4 536 809	4 383 806	–	–	–	–	4 536 809	4 383 806
Due to special measures fund	906	906	–	–	(906)	(906)	–	–
Due to United Nations current account	13 187	502	–	–	–	–	13 187	502

		<i>Core activities</i>		<i>Special Measures Fund for Least Developed Countries</i>		<i>Elimination (note 2 (j))</i>		<i>Total regular resources activities</i>	
		<i>2011</i>	<i>2009</i>	<i>2011</i>	<i>2009</i>	<i>2011</i>	<i>2009</i>	<i>2011</i>	<i>2009</i>
Due to UNOPS		–	157 100	–	–	–	–	–	157 100
Due to UNFPA		–	5 900	–	–	–	–	–	5 900
Deferred liability — funds held in trust	note 11 (d)	691 494	1 383 254	–	–	–	–	691 494	1 383 254
Deferred income		930	504	–	–	–	–	930	504
Reserve for special initiatives	note 14	669	641	–	–	–	–	669	641
Reserve for after-service health insurance	note 16 (d)	453 224	373 276	–	–	–	–	453 224	373 276
Total liabilities		5 831 598	6 488 654	38	32	(906)	(906)	5 830 730	6 487 780
Reserves and fund balances									
Operational reserves	note 2 (h)	226 000	222 000	–	–	–	–	226 000	222 000
Special capital resources		3 000	1 570	–	–	–	–	3 000	1 570
Unexpended resources	note 15 (a)	332 354	353 535	871	877	–	–	333 225	354 412
Total unexpended resources and special capital resources		335 354	355 105	871	877	–	–	336 225	355 982
Total reserves and fund balances		561 354	577 105	871	877	–	–	562 225	577 982
Total liabilities and reserves and fund balances		6 392 952	7 065 759	909	909	(906)	(906)	6 392 955	7 065 762
Overview BS									

The accompanying notes are an integral part of the financial statements.

**United Nations Development Programme
Biennium 2010-2011**

Statement II. Assets, liabilities and reserves and fund balances as at 31 December 2011

II.2 Other resources activities

(Thousands of United States dollars)

	<i>UNDP cost-sharing</i>		<i>Government cash counterpart contributions</i>		<i>Trust funds established by UNDP</i>		<i>Reimbursable support services and miscellaneous activities</i>		<i>Total other resources activities</i>		
	<i>2011</i>	<i>2009</i>	<i>2011</i>	<i>2009</i>	<i>2011</i>	<i>2009</i>	<i>2011</i>	<i>2009</i>	<i>2011</i>	<i>2009</i>	
Assets											
Cash	–	28	–	–	1	4	40	2	41	34	
Government letters of credit and promissory notes	note 9	50 767	99 432	–	–	–	7 369	1 939	1 659	52 706	108 460
Investments held for regular resources		–	–	–	–	6 998	407 189	–	85 257	6 998	492 446
Subtotal — investments	schedule 8	–	–	–	–	6 998	407 189	–	85 257	6 998	492 446
Total cash, letters of credit, promissory notes and investments		50 767	99 460	–	–	6 999	414 562	1 979	86 918	59 745	600 940
Advances											
Operating funds provided to Governments		109 062	56 679	–	–	19 619	41 606	108	145	128 789	98 430
Operating funds provided to executing agents		19 117	19 286	–	–	7 734	7 240	24	496	26 875	27 022
Account receivables and deferred charges											
Due from core activities		2 400 845	2 500 257	16 618	16 591	1 131 542	911 636	987 803	950 511	4 536 808	4 378 995
Other accounts receivable and deferred charges	note 11 (a)	20 755	21 414	3	6	401	2 099	135	648	21 294	24 167
Accrued interest		21 233	20 578	–	–	114	660	–	504	21 347	21 742
Reserve for field accommodation activities											
Long-term accounts receivable	note 12	–	–	–	–	–	–	–	169	–	169
Other capital assets		–	–	–	–	–	–	–	–	–	–
Loans to Governments		–	–	–	–	–	–	806	806	806	806
Construction costs		–	–	–	–	–	–	38 873	42 918	38 873	42 918
Capitalized rehabilitation		–	–	–	–	–	–	302	578	302	578

	<i>UNDP cost-sharing</i>		<i>Government cash counterpart contributions</i>		<i>Trust funds established by UNDP</i>		<i>Reimbursable support services and miscellaneous activities</i>		<i>Total other resources activities</i>	
	<i>2011</i>	<i>2009</i>	<i>2011</i>	<i>2009</i>	<i>2011</i>	<i>2009</i>	<i>2011</i>	<i>2009</i>	<i>2011</i>	<i>2009</i>
Allowance for write-down	-	-	-	-	-	-	(9 627)	(9 627)	(9 627)	(9 627)
Total assets	2 621 779	2 717 674	16 621	16 597	1 166 409	1 377 803	1 020 403	1 074 066	4 825 212	5 186 140

**United Nations Development Programme
Biennium 2010-2011**

Statement II. Assets, liabilities and reserves and fund balances as at 31 December 2011

II.2 Other resources activities

(Thousands of United States dollars)

	<i>UNDP cost-sharing</i>		<i>Government cash counterpart contributions</i>		<i>Trust funds established by UNDP</i>		<i>Reimbursable support services and miscellaneous activities</i>		<i>Total other resources activities</i>		
	<i>2011</i>	<i>2009</i>	<i>2011</i>	<i>2009</i>	<i>2011</i>	<i>2009</i>	<i>2011</i>	<i>2009</i>	<i>2011</i>	<i>2009</i>	
Liabilities											
Operating funds payable to Governments	–	–	–	–	208	1 300	24	41	232	1 341	
Operating funds payable to executing agents	6 843	5 491	–	–	5 866	9 209	92	46	12 801	14 746	
Unliquidated obligations	note 17	101 163	120 059	–	–	30 299	66 227	10 865	53 253	142 327	239 539
Accounts payable	note 11 (b)	123 425	112 923	–	–	61 446	5 598	19 011	16 721	203 882	135 242
Due to (from) core activities by											
Reserve for field accommodation	–	–	–	–	–	–	–	1 144	–	1 144	
Junior Professional Officers programme	–	–	–	–	–	–	–	–	–	–	
Trust funds established by UNDP	–	–	–	–	5 298	92 043	–	–	5 298	92 043	
Agency reimbursement of construction costs	–	–	–	–	–	–	7 547	7 935	7 547	7 935	
Deferred income	–	–	–	–	–	–	26	–	26	–	
Reserve for medical evacuation	–	–	–	–	–	–	–	(2)	–	(2)	
Contingency reserve fund	–	–	–	–	8 635	8 146	–	–	8 635	8 146	
Total liabilities	231 431	238 473	–	–	111 752	182 523	37 565	79 138	380 748	500 134	
Reserves and fund balances											
Fund balance — authorized level	–	–	–	–	–	–	25 000	25 000	25 000	25 000	
Operational reserve	–	–	–	–	–	–	116 968	108 000	116 968	108 000	
Endowment fund	–	–	–	–	3 000	3 000	–	–	3 000	3 000	
Special capital resources	–	–	–	–	–	–	–	–	–	–	

	<i>UNDP cost-sharing</i>		<i>Government cash counterpart contributions</i>		<i>Trust funds established by UNDP</i>		<i>Reimbursable support services and miscellaneous activities</i>		<i>Total other resources activities</i>	
	<i>2011</i>	<i>2009</i>	<i>2011</i>	<i>2009</i>	<i>2011</i>	<i>2009</i>	<i>2011</i>	<i>2009</i>	<i>2011</i>	<i>2009</i>
Unexpended resources	2 390 348	2 479 201	16 621	16 597	1 051 657	1 192 280	840 870	861 928	4 299 496	4 550 006
Total unexpended resources and special capital resources	2 390 348	2 479 201	16 621	16 597	1 051 657	1 192 280	840 870	861 928	4 299 496	4 550 006
Total reserves and fund balances	2 390 348	2 479 201	16 621	16 597	1 054 657	1 195 280	982 838	994 928	4 444 464	4 686 006
Total liabilities and reserves and fund balances	2 621 779	2 717 674	16 621	16 597	1 166 409	1 377 803	1 020 403	1 074 066	4 825 212	5 186 140
					Schedule 5		Schedule 6		Overview BS	

The accompanying notes are an integral part of the financial statements.

**United Nations Development Programme
Biennium 2010-2011**

Statement III. Statement of cash flows for the biennium ended 31 December 2011

III.1 Regular resources activities

(Thousands of United States dollars)

	<i>Special Measures Fund for Least Core activities Developed Countries Elimination (note 2 (j))</i>			<i>Total regular resources activities</i>	
				<i>2011</i>	<i>2009</i>
Cash flows from operating activities					
Excess (shortfall) of income over expenditure	(17 787)	(6)	–	(17 793)	43 884
Add inflows (less outflows)					
(Increase) decrease in other accounts receivable	31 111	–	–	31 111	13 163
(Increase) decrease in due from other programmes	110 300	–	–	110 300	(32 795)
(Increase) decrease in due from UNFPA	(75 309)	–	–	(75 309)	57 936
(Increase) decrease in due from United Nations	–	–	–	–	12 516
(Increase) decrease in due from UN-Women	(25 244)	–	–	(25 244)	–
Increase (decrease) in due from UNOPS	(95 383)	–	–	(95 383)	–
(Increase) decrease in operating funds provided to executing agents	6 591	–	–	6 591	6 663
(Increase) decrease in operating funds provided to Governments	4 985	–	–	4 985	695
Increase (decrease) in accounts payable and other liabilities	(20 827)	6	–	(20 821)	4 122
Increase (decrease) in deferred income	426	–	–	426	(24 243)
Increase (decrease) in deferred liability — funds held in trust	(691 760)	–	–	(691 760)	103 210
Increase (decrease) in unliquidated obligations	(25 797)	–	–	(25 797)	2 080
Increase (decrease) in due to other programmes	153 003	–	–	153 003	569 598
(Increase) decrease in due to UNFPA	(5 900)	–	–	(5 900)	5 900
(Increase) decrease in due to United Nations	12 685	–	–	12 685	502
Increase (decrease) in due to UNOPS	(157 100)	–	–	(157 100)	11 952
Increase (decrease) in operating funds provided by executing agents	(1 762)	–	–	(1 762)	519
Increase (decrease) in operating funds provided by Governments	–	–	–	–	–

	<i>Special Measures Fund for Least Core activities Developed Countries Elimination (note 2 (j))</i>			<i>Total regular resources activities</i>	
				<i>2011</i>	<i>2009</i>
Less interest income	(42 962)	–	–	(42 962)	(47 029)
Net cash from operating activities	(840 730)	–	–	(840 730)	728 673
Cash flows from investing activities					
Add inflows (less outflows)					
(Increase) decrease in loans to Governments	–	–	–	–	–
Increase (decrease) in RFA activities	–	–	–	–	–
Increase (decrease) in special capitalized asset	(1 430)	–	–	(1 430)	–
Add interest income	42 962	–	–	42 962	47 029
Net cash from investing activities	41 532	–	–	41 532	47 029
Cash flows from financing activities					
Other adjustments to reserves and fund balances	4 000	–	–	4 000	30 000
Refunds to donors and transfers to/from other funds — net	77 416	–	–	77 416	23 463
Savings on prior biennium's obligations	596	–	–	596	15 735
Net cash from financing activities	82 012	–	–	82 012	69 198
Net increase (decrease) in cash, letters of credit and investments	(717 186)	–	–	(717 186)	844 900
Cash, letters of credit and investments as at 1 January 2010	6 859 902	–	–	6 859 902	6 015 002
Cash, letters of credit and investments as at 31 December 2011	6 142 716	–	–	6 142 716	6 859 902

The accompanying notes are an integral part of the financial statements.

**United Nations Development Programme
Biennium 2010-2011**

Statement III. Statement of cash flows for the biennium ended 31 December 2011

III.2 Other resources activities

(Thousands of United States dollars)

	<i>Cost-sharing</i>	<i>Government cash counterpart contributions</i>	<i>Trust funds established by UNDP</i>	<i>Reimbursable support services and miscellaneous activities</i>	<i>Total other resources activities</i>	
					<i>2011</i>	<i>2009</i>
Cash flows from operating activities						
Excess (shortfall) of income over expenditure	99 164	608	(115 524)	(10 501)	(26 253)	710 708
Add inflows (less outflows)						
(Increase) decrease in other accounts receivable	4	3	2 244	1 186	3 437	39 139
(Increase) decrease in due from other programmes	99 412	(27)	(219 906)	(37 292)	(157 813)	(568 024)
(Increase) decrease in due from UNFPA	–	–	–	–	–	–
(Increase) decrease in due from United Nations	–	–	–	–	–	–
Increase (decrease) in due from UNOPS	–	–	–	–	–	–
(Increase) decrease in operating funds provided to executing agents	169	–	(494)	472	147	31 623
(Increase) decrease in operating funds provided to Governments	(52 383)	–	21 987	37	(30 359)	(7 566)
Increase (decrease) in accounts payable and other liabilities	10 502	–	55 848	2 290	68 640	(14 825)
Increase (decrease) in deferred income	–	–	–	26	26	(20)
Increase (decrease) in deferred liability — funds held in trust	–	–	–	–	–	–
Increase (decrease) in unliquidated obligations	(18 896)	–	(35 928)	(42 388)	(97 212)	(7 959)
Increase (decrease) in due to other programmes	–	–	(86 745)	(1 144)	(87 889)	24 081
(Increase) decrease in due to UNFPA	–	–	–	–	–	–
(Increase) decrease in due to United Nations	–	–	–	–	–	–
Increase (decrease) in due to UNOPS	–	–	–	–	–	–
Increase (decrease) in operating funds provided by executing agents	1 352	–	(3 343)	46	(1 945)	(15 189)

	<i>Cost-sharing</i>	<i>Government cash counterpart contributions</i>	<i>Trust funds established by UNDP</i>	<i>Reimbursable support services and miscellaneous activities</i>	<i>Total other resources activities</i>	
					<i>2011</i>	<i>2009</i>
Increase (decrease) in operating funds provided by Governments	–	–	(1 092)	(17)	(1 109)	(1 740)
Less interest income	(109 388)	(608)	(31 472)	(25 868)	(167 336)	(266 540)
Net cash from operating activities	29 936	(24)	(414 425)	(113 153)	(497 666)	(76 312)
Cash flows from investing activities						
Add inflows (less outflows)						
(Increase) decrease in loans to Governments	–	–	–	–	–	–
Increase (decrease) in RFA activities	–	–	–	3 933	3 933	(1 089)
Increase (decrease) in special capitalized asset	–	–	–	–	–	–
Add interest income	109 388	608	31 472	25 868	167 336	266 540
Net cash from investing activities	109 388	608	31 472	29 801	171 269	265 451
Cash flows from financing activities						
Other adjustments to reserves and fund balances	–	–	–	8 970	8 970	11 576
Refunds to donors and transfers to/from other funds — net	(188 017)	(584)	(24 610)	(10 557)	(223 768)	(171 371)
Savings on prior biennium's obligations	–	–	–	–	–	–
Net cash from financing activities	(188 017)	(584)	(24 610)	(1 587)	(214 798)	(159 795)
Net increase (decrease) in cash, letters of credit and investments	(48 693)	–	(407 563)	(84 939)	(541 195)	29 344
Cash, letters of credit and investments as at 1 January 2010	99 460	–	414 562	86 918	600 940	571 596
Cash, letters of credit and investments as at 31 December 2011	50 767	–	6 999	1 979	59 745	600 940
Overview CF						

The accompanying notes are an integral part of the financial statements.

**United Nations Development Programme
Biennium 2010-2011**

Statement IV. Movement in resources balances for the biennium ended 31 December 2011

IV.1 Regular resources activities

(Thousands of United States dollars)

	<i>Core activities</i>	<i>Special Measures Funds for Least Developed Countries</i>	<i>Total regular resources activities</i>
Balance as at 1 January 2010	353 535	877	354 412
Net excess (shortfall) of income over expenditure	(17 787)	(6)	(17 793)
Savings on prior biennium's obligations	596	–	596
Transfer (to) from reserves	(4 000)	–	(4 000)
Refunds to donors and transfers (to) from other funds	10	–	10
Balance as at 31 December 2011	332 354	871	333 225
	Statement I.1	Statement I.1	Statement I.1

The accompanying notes are an integral part of the financial statements.

**United Nations Development Programme
Biennium 2010-2011**

Statement IV. Movement in resources balances for the biennium ended 31 December 2011

IV.2 Other resources activities

(Thousands of United States dollars)

	<i>UNDP cost-sharing</i>	<i>Government cash counterpart contributions</i>	<i>Trust funds established by UNDP</i>	<i>Reimbursable support services and miscellaneous activities</i>	<i>Total other resources activities</i>
Balance as at 1 January 2010	2 479 201	16 597	1 192 280	861 928	4 550 006
Net excess (shortfall) of income over expenditure	99 164	608	(115 524)	(10 501)	(26 253)
Savings on prior biennium's obligations	–	–	–	–	–
Transfer (to) from reserves	–	–	–	(9 000)	(9 000)
Refunds to donors and transfers (to) from other funds	(188 017)	(584)	(25 099)	(1 557)	(215 257)
Balance as at 31 December 2011	2 390 348	16 621	1 051 657	840 870	4 299 496
	Statement I.2	Statement I.2	Statement I.2	Statement I.2	Statement I.2

The accompanying notes are an integral part of the financial statements.

**United Nations Development Programme
Biennium 2010-2011**

Schedule 1. Regular resources: other income and expenditure for the biennium ended 31 December 2011

(Thousands of United States dollars)

	<i>2010-2011</i>	<i>2008-2009</i>
Other income		
Miscellaneous income and exchange adjustments from accounts of executing agencies	1 306	1 955
Discounts from preferred carriers	3	2
Miscellaneous income	11 838	3 554
Donations	1	–
Net adjustments on revaluation of currencies and gains on exchange	69 244	127 303
Miscellaneous income from foreign exchange management activities	3 151	2 625
Total	85 543	135 439
	Statement I.1	
Other expenditure		
Net adjustments on revaluation of currencies and losses on exchange	64 485	135 773
Exchange adjustments from accounts of executing agents	732	513
Bank charges	8 402	7 917
Expert hiatus financing — extended sick leave costs and compensatory payments	(3)	40
Miscellaneous expenditure from foreign exchange management activities	–	739
Miscellaneous charges from accounts of executing agents	675	1 415
Miscellaneous expenditure	6 228	2 690
Write-offs and miscellaneous provisions	17 016	10 308
Subtotal	97 535	159 395
Provision for after-service health insurance	35 000	70 000
Total	132 535	229 395
	Statement I.1	

The accompanying notes are an integral part of the financial statements.

**United Nations Development Programme
Biennium 2010-2011**

Schedule 2. Programme expenditure by executing agents and by sources of funds for the biennium ended 31 December 2011

(Thousands of United States dollars)

Agents	<i>Target for resource assignment from core</i>							Subtotal	Amounts charged to cost-sharing	Grand total
	Country and regional (line 1.1.1/1.1.2/1.2)	Countries in special situations (line 1.1.3)	Global interregional and special activities (line 1.3)	Evaluation (line 1.4)	Technical Cooperation Among Developing Countries (line 1.5)	Special MDG and related initiatives	Other			
Department of Economic and Social Affairs	1 009	–	–	–	–	–	–	1 009	–	1 009
UNIDO	–	–	–	–	–	–	–	–	19	19
FAO	285	–	76	–	–	–	–	361	210	571
UNESCO	–	–	–	–	–	–	–	–	128	128
ILO	31	–	–	–	–	–	–	31	2 001	2 032
ECLAC	27	–	–	–	–	–	–	27	–	27
UNCTAD	(1)	–	–	–	–	–	–	(1)	(1)	(2)
ICAO	–	–	–	–	–	–	–	–	11 631	11 631
WHO	–	–	–	–	–	–	–	–	19	19
ITU	–	–	–	–	–	–	–	–	1 600	1 600
WMO	–	–	–	–	–	–	–	–	13	13
IMF	3	–	–	–	–	–	–	3	12 417	12 420
UNV	195	–	–	–	–	–	–	195	–	195
NEX	467 216	–	1 257	–	–	–	–	468 473	2 762 068	3 230 541
UNODC	17 301	–	–	–	–	–	–	17 301	–	17 301
UNCDF	66	–	–	–	–	–	–	66	–	66
UNOPS	3 130	520	–	–	1 565	–	2 792	8 007	29 813	37 820
UNDP	472 587	37 159	5 112	–	7 027	(4)	43 896	565 777	2 679 052	3 244 829
NGOs international	2 527	–	–	–	–	–	–	2 527	19 065	21 592

<i>Target for resource assignment from core</i>										
<i>Agents</i>	<i>Country and regional (line 1.1.1/1.1.2/1.2)</i>	<i>Countries in special situations (line 1.1.3)</i>	<i>Global interregional and special activities (line 1.3)</i>	<i>Evaluation (line 1.4)</i>	<i>Technical Cooperation Among Developing Countries (line 1.5)</i>	<i>Special MDG and related initiatives</i>	<i>Other</i>	<i>Subtotal</i>	<i>Amounts charged to cost-sharing</i>	<i>Grand total</i>
NGOs national	11 326	–	3	–	–	–	–	11 329	109 716	121 045
Grand total	975 702	37 679	6 448	–	8 592	(4)	46 688	1 075 104	5 627 751	6 702 855
								Statement I.1	Statement I.2	

The accompanying notes are an integral part of the financial statements.

Note: The expenditures in the “other” column represent amounts recorded to the Human Development Report Office (\$11.9 million), the Office of Development Studies (\$1.9 million) and the Programme of Assistance to the Palestinian People (\$5.9 million).

**United Nations Development Programme
Biennium 2010-2011**

Schedule 2.1. Programme expenditure by implementing agents and sources of funds for the biennium ended 31 December 2011

(Thousands of United States Dollars)

Agents	<i>Target for resource assignment from core</i>								Subtotal	Amounts charged to cost-sharing	Grand total
	Country and regional (line 1.1.1/1.1.2/1.2)	Countries in special situations (line 1.1.3)	Global, interregional and special activities (line 1.3)	Evaluation (line 1.4)	Technical Cooperation Among Developing Countries (line 1.5)	Special MDG and related initiatives	Other				
Department of Economic and Social Affairs	2 734	–	–	–	–	–	–	–	2 734	2 728	5 462
UNIDO	174	–	–	–	–	–	–	–	174	1 867	2 041
FAO	3 793	–	77	–	–	–	–	–	3 870	9 699	13 569
UNESCO	–	–	–	–	–	–	–	–	–	205	205
ILO	30	–	–	–	–	–	–	–	30	2 032	2 062
ESCAP	247	–	–	–	–	–	–	–	247	–	247
ECLAC	78	–	–	–	–	–	–	–	78	86	164
UNCTAD	200	–	–	–	–	79	–	–	279	242	521
UNITAR	982	–	–	–	–	–	–	–	982	96	1 078
UNCHS	517	–	–	–	–	–	–	–	517	17 902	18 419
ICAO	–	–	–	–	–	–	–	–	–	11 634	11 634
IBRD	109	–	–	–	–	–	–	–	109	–	109
IFC	90	–	–	–	–	–	–	–	90	–	90
ITU	–	–	–	–	–	–	–	–	–	1 595	1 595
IOM	665	–	–	–	–	–	–	–	665	36 373	37 038
WHO	–	–	–	–	–	–	–	–	–	766	766
WMO	–	–	–	–	–	–	–	–	–	13	13
ITC	950	–	–	–	–	–	–	–	950	82	1 032
WTO	–	–	–	–	–	–	–	–	–	51	51
IMF	3	–	–	–	–	–	–	–	3	12 417	12 420
UNV	133	–	–	–	–	–	–	–	133	113	246
NEX	496 490	–	774	–	–	284	–	–	497 548	2 910 597	3 408 145

<i>Target for resource assignment from core</i>										
<i>Agents</i>	<i>Country and regional (line 1.1.1/1.1.2/1.2)</i>	<i>Countries in special situations (line 1.1.3)</i>	<i>Global, interregional and special activities (line 1.3)</i>	<i>Evaluation (line 1.4)</i>	<i>Technical Cooperation Among Developing Countries (line 1.5)</i>	<i>Special MDG and related initiatives</i>	<i>Other</i>	<i>Subtotal</i>	<i>Amounts charged to cost-sharing</i>	<i>Grand total</i>
UNEP	109	–	–	–	–	–	–	109	–	109
UNCDF	6 006	–	–	–	–	–	–	6 006	–	6 006
UNIFEM	–	–	–	–	–	–	–	–	4 793	4 793
UNOPS	22 638	520	–	–	7 776	–	3 420	34 354	90 493	124 847
UNDP	436 193	37 158	5 597	–	453	(4)	43 268	522 665	2 509 610	3 032 275
NGOs international	807	1	–	–	–	–	–	808	5 998	6 806
NGOs national	2 753	–	–	–	–	–	–	2 753	8 359	11 112
Grand total	975 701	37 679	6 448	–	8 592	(4)	46 688	1 075 104	5 627 751	6 702 855
								Statement I.1	Statement I.2	

The accompanying notes are an integral part of the financial statements.

Note: The expenditures in the “other” column represent amounts recorded to the Human Development Report Office (\$11.9 million), the Office of Development Studies (\$1.9 million) and the Programme of Assistance to the Palestinian People (\$5.9 million).

**United Nations Development Programme
Biennium 2010-2011**

Schedule 3. Biennial support budget for the biennium ended 31 December 2011

(Thousands of United States dollars)

	<i>Appropriations 2010-2011</i>	<i>2010-2011 expenditure</i>			<i>Balance</i>
		<i>Disbursements</i>	<i>Obligations</i>	<i>Total</i>	
Management activities	566 900	514 144	4 763	518 907	47 993
Development effectiveness activities	119 300	89 296	665	89 961	29 339
United Nations development coordination					
Country offices	162 900	150 802	1 124	151 926	10 974
Development Operations Coordination Office	3 900	3 023	–	3 023	877
Total	166 800	153 825	1 124	154 949	11 851
Special purpose activities					
United Nations Volunteers programme	40 900	33 817	135	33 952	6 948
United Nations Capital Development Fund	9 500	8 216	8	8 224	1 276
Total	50 400	42 033	143	42 176	8 224
Total biennium support budget — gross	903 400	799 298	6 695	805 993	97 407
Less income	(75 100)	(67 913)	–	(67 913)	(7 187)
Total biennium support budget — net	828 300	731 385	6 695	738 080	90 220

Statement I.1

The accompanying notes are an integral part of the financial statements.

**United Nations Development Programme
Biennium 2010-2011**

**Schedule 3.1. Expenditure under revised cost classification categories (Executive Board decision 2009/22)
for the biennium ended 31 December 2011**

(Thousands of United States dollars)

	<i>Regular resources activities</i>	<i>Other resources activities</i>
	<i>2010-2011</i>	<i>2010-2011</i>
Development activities	1 191 017	8 178 358
United Nations development coordination activities	185 087	130 845
Management activities	456 635	351 470
Special purpose activities	93 106	91 712
Other expenditures	132 535	455 627
Total	2 058 380	9 208 012
	Overview IS	Overview IS

The accompanying notes are an integral part of the financial statements.

**United Nations Development Programme
Biennium 2010-2011**

**Schedule 4. Regular resources: biennial support budget (gross) and expenditure against biennial support budget
(gross by major category of expenditure) for the biennium ended 31 December 2011**

(Thousands of United States dollars)

	<i>Appropriations 2010-2011</i>	<i>2010-2011 expenditure</i>			<i>Balance</i>
		<i>Disbursements</i>	<i>Obligations</i>	<i>Total</i>	
Posts	642 100	571 483	171	571 654	70 446
Other staff costs	2 500	2 118	–	2 118	382
Consultants	11 300	17 873	1 289	19 162	(7 862)
Travel	31 100	28 922	115	29 037	2 063
Operating expenses	157 200	123 586	2 979	126 565	30 635
Furniture	19 200	16 869	1 745	18 614	586
Reimbursements/contributions	40 000	38 447	396	38 843	1 157
Total	903 400	799 298	6 695	805 993	97 407
	Schedule 3			Schedule 3	

The accompanying notes are an integral part of the financial statements.

**United Nations Development Programme
Biennium 2010-2011**

Schedule 5. Trust funds established by UNDP

Schedule of income, expenditure and fund balances for the biennium ended 31 December 2011

(Thousands of United States dollars)

Name of trust fund	Year	Income					Expenditure				Refunds to donors and transfers to/ from other funds — net	Fund balances as at 31 December ^a
		Fund balances as at 1 January ^a	Trust funds		Subtrust funds	Total	Trust funds			Total		
			Contributions	Other			Project costs	Other	Subtrust funds ^b			
Fund Manager: BDP												
Global Capacity Development Facility (CDF)	2010-2011	–	–	5	–	5	(25)	–	–	(25)	558	588
	2008-2009	–	–	–	–	–	–	–	–	–	–	–
Trust Fund to Combat Desertification and Drought (UNSO)	2010-2011	10 064	1 860	281	17	2 158	3 551	164	(1)	3 714	53	8 561
	2008-2009	10 773	2 576	552	102	3 230	3 695	185	(16)	3 864	(75)	10 064
Trust Fund for the Global Environmental Facility (GEF)	2010-2011	240 969	456 564	7 678	32 842	497 084	434 606	52 736	24 796	512 138	(3 362)	222 553
	2008-2009	248 086	473 356	9 350	8 326	491 032	430 541	43 923	5 683	480 147	(18 002)	240 969
Multilateral Fund for the Implementation of the Montreal Protocol	2010-2011	64 665	91 739	1 152	6 371	99 262	54 978	9 303	2 626	66 907	(40)	96 980
	2008-2009	93 178	40 212	3 208	1 451	44 871	62 799	8 321	2 087	73 207	(177)	64 665
Capacity 21 Trust Fund	2010-2011	87	–	1	–	1	(32)	–	(19)	(51)	(85)	54
	2008-2009	92	–	2	–	2	14	19	10	43	36	87
Capacity 2015 Trust Fund	2010-2011	939	–	9	228	237	(1)	–	506	505	(473)	198
	2008-2009	2 820	–	72	1 836	1 908	1 343	–	2 410	3 753	(36)	939
UNDP Energy Account	2010-2011	1 238	775	33	–	808	1 007	243	–	1 250	8	804
	2008-2009	1 522	275	85	–	360	613	31	–	644	–	1 238
Government of France Trust Fund for the UNDP/World Bank Energy Sector Management Assessment Programme	2010-2011	26	–	–	–	–	26	–	–	26	–	–
	2008-2009	20	–	6	–	6	–	–	–	–	–	26
World Maritime University Trust Fund	2010-2011	4	–	–	–	–	–	3	–	3	–	1
	2008-2009	4	–	–	–	–	–	–	–	–	–	4

Name of trust fund	Year	Income				Expenditure				Refunds to donors and transfers to/ from other funds — net	Fund balances as at 31 December ^a	
		Fund balances as at 1 January ^a	Trust funds		Subtrust funds	Total	Trust funds		Subtrust funds ^b			Total
			Contributions	Other			Project costs	Other				
Government of Germany Trust Fund for the UNDP/World Bank Energy Sector Management Assistance Programme	2010-2011	8	—	—	—	—	8	—	—	8	—	—
	2008-2009	15	—	1	—	1	8	—	—	8	—	8
UNDP Trust Fund in Support of the Activities of the World Commission on Forests and Sustainable Development	2010-2011	—	—	—	—	—	—	—	—	—	—	—
	2008-2009	(1)	—	—	—	—	—	—	—	—	1	—
UNDP Trust Fund for the World Summit on Social Development	2010-2011	136	—	2	—	2	106	—	—	106	—	32
	2008-2009	1 834	8	84	—	92	1 764	26	—	1 790	—	136
UNDP Trust Fund for Public-Private Partnerships for the Urban Environment	2010-2011	1 495	675	16	41	732	1 639	27	192	1 858	—	369
	2008-2009	1 428	1 782	67	20	1 869	1 779	23	—	1 802	—	1 495
UNDP/Denmark Trust Fund for Local Initiative Facility for Urban Environment (LIFE) in the Low-Income Urban Areas in Thailand	2010-2011	—	—	—	—	—	—	—	—	—	—	—
	2008-2009	2	—	—	—	—	—	—	—	—	(2)	—
UNDP/Denmark Trust Fund for Global and Regional Support for the Aid Accountability Initiative	2010-2011	—	—	—	—	—	—	—	—	—	—	—
	2008-2009	1	—	—	—	—	—	—	—	—	(1)	—
Netherlands Trust Fund for Special Action Programme for Public Administration and Management (SAPAM)	2010-2011	59	28	5	—	33	3	—	—	3	51	140
	2008-2009	823	—	17	—	17	702	79	—	781	—	59
Trust Fund for the Follow-up Activities to the World Summit on Social Development (WSSD) — phase II	2010-2011	20	—	76	3	79	(4)	—	12	8	—	91
	2008-2009	237	—	9	4	13	161	—	69	230	—	20
UNDP Trust Fund to Support Microfinance and Enterprise Development	2010-2011	14	—	—	—	—	—	—	—	—	(13)	1
	2008-2009	13	—	1	—	1	—	—	—	—	—	14

Name of trust fund	Year	Income					Expenditure				Refunds to donors and transfers to/ from other funds — net	Fund balances as at 31 December ^a
		Fund balances as at 1 January ^a	Trust funds		Subtrust funds	Total	Trust funds		Subtrust funds ^b	Total		
			Contributions	Other			Project costs	Other				
International Development												
Research Centre Trust Fund for Information Management	2010-2011	—	—	—	—	—	—	—	—	—	—	—
Training Series	2008-2009	(17)	—	—	—	—	(17)	—	—	(17)	—	—
EEC Trust Fund for Forest Management to Support Sustainable Livelihoods in Cameroon, Guyana and Malawi	2010-2011	164	—	—	—	—	164	19	—	183	17	(2)
	2008-2009	164	—	—	—	—	—	—	—	—	—	164
UNDP Trust Fund to Support the Organization of the Warsaw Conference	2010-2011	87	—	3	—	3	2	—	—	2	(85)	3
	2008-2009	80	—	5	—	5	(2)	—	—	(2)	—	87
UNDP/United States Environmental Trust Fund	2010-2011	848	—	26	—	26	248	—	—	248	—	626
	2008-2009	1 037	—	54	—	54	243	—	—	243	—	848
Germany Trust Fund for UNDP Programme for Accountability and Transparency (PACT)	2010-2011	252	—	27	—	27	—	36	—	36	—	243
	2008-2009	219	—	27	—	27	(7)	1	—	(6)	—	252
UNDP Trust Fund for Support to the Government of Morocco for the Organization of the 7th Session of the Conference of the Parties (COP7) to the United Nations Framework Convention on Climate Change (UNFCCC)	2010-2011	1	—	—	—	—	—	—	—	—	—	1
	2008-2009	75	—	1	—	1	74	—	—	74	(1)	1
Integrated Framework Trust												
Fund (ITF) for Trade-related Technical Assistance to Least Developed Countries, window 1	2010-2011	4 960	—	87	—	87	877	44	—	921	(3 801)	325
	2008-2009	15 588	132	463	—	595	1 107	192	—	1 299	(9 924)	4 960
UNDP/Germany Trust Fund for Decentralization and Local Governance for Poverty Reduction	2010-2011	163	—	4	—	4	131	—	—	131	—	36
	2008-2009	203	—	22	—	22	62	—	—	62	—	163
UNDP Thematic Trust Funds on HIV/AIDS	2010-2011	2 730	—	70	—	70	1 467	98	—	1 565	530	1 765
	2008-2009	3 370	1 482	235	—	1 717	2 215	185	—	2 400	43	2 730

Name of trust fund	Year	Income					Expenditure				Refunds to donors and transfers to/ from other funds — net	Fund balances as at 31 December ^a
		Fund balances as at 1 January ^a	Trust funds		Subtrust funds	Total	Trust funds		Subtrust funds ^b	Total		
			Contributions	Other			Project costs	Other				
UNDP Thematic Trust Fund on												
Information and Communications Technology (ICT)	2010-2011	7 804	–	303	–	303	2 523	167	–	2 690	–	5 417
	2008-2009	8 869	–	527	–	527	1 532	62	–	1 594	2	7 804
UNDP Thematic Trust Fund for Democratic Governance	2010-2011	61 276	40 066	1 864	–	41 930	53 056	4 047	–	57 103	(1 503)	44 600
	2008-2009	37 126	60 229	2 301	–	62 530	37 145	2 177	–	39 322	942	61 276
UNDP Thematic Trust Fund on Energy for Sustainable Development	2010-2011	2 918	–	26	–	26	480	75	–	555	(99)	2 290
	2008-2009	4 837	–	214	–	214	2 003	130	–	2 133	–	2 918
UNDP Thematic Trust Fund on Poverty Reduction for Sustainable Development	2010-2011	13 355	9 938	229	–	10 167	13 133	938	–	14 071	4	9 455
	2008-2009	9 737	16 936	629	–	17 565	13 110	837	–	13 947	–	13 355
UNDP Thematic Trust Fund on Gender	2010-2011	1 313	4 075	59	–	4 134	3 742	261	–	4 003	11	1 455
	2008-2009	3 113	2 658	142	–	2 800	4 321	279	–	4 600	–	1 313
UNDP Thematic Trust Fund on Environment	2010-2011	14 920	20 809	423	–	21 232	15 639	1 051	–	16 690	546	20 008
	2008-2009	21 596	12 398	1 137	–	13 535	19 501	1 207	–	20 708	497	14 920
EEC Trust Fund for Integrated Framework for Trade-related Technical Assistance to Least Developed Countries												
	2010-2011	–	–	–	–	–	–	–	–	–	–	–
	2008-2009	15	–	–	–	–	–	–	–	–	(15)	–
EEC Trust Fund for Poverty and Environment Initiative — phase II												
	2010-2011	309	–	–	–	–	309	–	–	309	–	–
	2008-2009	6	309	–	–	309	6	–	–	6	–	309
Integrated Framework Trust Fund for Trade-related Technical Assistance to Least Developed Countries, window 2												
	2010-2011	6 961	–	–	(162)	(162)	–	–	3 037	3 037	(3 003)	759
	2008-2009	32 334	–	1	992	993	–	–	11 243	11 243	(15 123)	6 961
Integrated Framework Trust Fund for Trade-related Technical Assistance to Least Developed Countries — Holding Account												
	2010-2011	(1)	–	–	–	–	–	–	–	–	–	(1)
	2008-2009	5 929	669	–	–	669	–	–	–	–	(6 599)	(1)
E-Parliament Initiative												
	2010-2011	–	–	–	–	–	–	1	–	1	–	(1)
	2008-2009	33	–	–	–	–	30	1	–	31	(2)	–

Name of trust fund	Year	Income					Expenditure				Refunds to donors and transfers to/ from other funds — net	Fund balances as at 31 December ^a
		Fund balances as at 1 January ^a	Trust funds		Subtrust funds	Total	Trust funds			Total		
			Contributions	Other			Project costs	Other	Subtrust funds ^b			
EEC — Improving market access for drylands commodities	2010-2011	108	—	—	—	—	21	1	—	22	(84)	2
	2008-2009	43	386	2	—	388	302	21	—	323	—	108
EEC Trust Fund for BDP-EEG — Capacity-Building for Integrated Water Management in Africa and the Caribbean	2010-2011	96	—	8	—	8	(118)	(6)	—	(124)	—	228
	2008-2009	50	1 155	6	—	1 161	1 062	53	—	1 115	—	96
EEC Trust fund for Joint Migration and Development Initiative	2010-2011	3 865	—	(13)	—	(13)	1 560	993	—	2 553	—	1 299
	2008-2009	—	20 446	13	—	20 459	16 446	57	—	16 503	(91)	3 865
EEC Trust fund for The ACE Practioner's Network	2010-2011	108	—	—	—	—	98	9	—	107	—	1
	2008-2009	88	736	—	—	736	675	41	—	716	—	108
EEC Trust fund for Food Security through Legal empowerment of the poor	2010-2011	54	—	—	—	—	—	—	—	—	(54)	—
	2008-2009	—	959	—	—	959	846	59	—	905	—	54
EEC Trust fund for Study on the development of governance indicators in developing countries	2010-2011	23	124	—	—	124	141	10	—	151	—	(4)
	2008-2009	—	138	—	—	138	107	8	—	115	—	23
Total Fund Manager: BDP	2010-2011	442 038	626 653	12 374	39 340	678 367	589 335	70 220	31 149	690 704	(10 824)	418 877
	2008-2009	505 342	636 842	19 233	12 731	668 806	604 180	57 917	21 486	683 583	(48 527)	442 038
Fund Manager: UNDP Africa												
Justice and Security Trust Fund for Liberia	2010-2011	—	5 867	50	—	5 917	3 842	315	—	4 157	—	1 760
	2008-2009	—	—	—	—	—	—	—	—	—	—	—
UNDP Trust Fund for Angola	2010-2011	2 570	618	11	1 999	2 628	487	78	1 934	2 499	(2 569)	130
	2008-2009	2 446	—	35	89	124	—	—	—	—	—	2 570
UNDP/Denmark Trust Fund for Electoral Assistance Project in Burundi	2010-2011	—	—	—	—	—	—	—	—	—	—	—
	2008-2009	89	—	3	—	3	—	—	—	—	(92)	—
UNDP/Sweden Trust Fund to Support Reconstruction and Reconciliation Activities in Burundi	2010-2011	—	—	—	—	—	—	—	—	—	—	—
	2008-2009	(9)	—	9	—	9	—	—	—	—	—	—

Name of trust fund	Year	Income					Expenditure				Refunds to donors and transfers to/ from other funds — net	Fund balances as at 31 December ^a
		Fund balances as at 1 January ^a	Trust funds		Subtrust funds	Total	Trust funds			Total		
			Contributions	Other			Project costs	Other	Subtrust funds ^b			
EEC Trust Fund for												
Disarmament Demobilization and Reintegration Action in the Pool Region Congo-Brazzaville	2010-2011	44	—	—	—	—	—	—	—	—	(44)	—
	2008-2009	(21)	—	46	—	46	—	—	—	—	19	44
UNDP Trust Fund for Rwanda												
	2010-2011	1 357	—	1	78	79	77	3	753	833	16	619
	2008-2009	1 284	—	1	74	75	2	—	—	2	—	1 357
UNDP/Norway Trust Fund for Assistance to the Electoral Process in Mozambique												
	2010-2011	803	—	1	2	3	—	—	—	—	—	806
	2008-2009	854	—	3	6	9	—	—	—	—	(60)	803
UNDP/IDA Trust Fund for the National Environment Support Programme in Mozambique												
	2010-2011	22	—	—	—	—	—	—	—	—	—	22
	2008-2009	21	—	1	—	1	—	—	—	—	—	22
UNDP Trust Fund for the Mozambique Mine Clearance Programme												
	2010-2011	2 781	—	175	—	175	2 485	117	—	2 602	—	354
	2008-2009	2 761	(4)	170	—	166	146	—	—	146	—	2 781
Trust Fund for Democratization Support to Electoral Process in Guinea-Bissau												
	2010-2011	—	—	—	—	—	—	—	—	—	—	—
	2008-2009	34	—	—	—	—	—	—	—	—	(34)	—
UNDP Trust Fund for Demobilization Reintegration Rehabilitation and Recovery in Sierra Leone												
	2010-2011	3	—	—	—	—	—	—	—	—	(3)	—
	2008-2009	247	—	12	—	12	—	—	—	—	(256)	3
CIDA/UNDP Trust Fund to Support "Recensement général de la population et de l'habitat" in Senegal												
	2010-2011	796	—	14	—	14	743	32	—	775	—	35
	2008-2009	750	—	46	—	46	—	—	—	—	—	796
UNDP Trust Fund to Support the Peace Process in North Mali												
	2010-2011	779	(328)	7	(420)	(741)	—	—	—	—	—	38
	2008-2009	555	363	(8)	24	379	—	—	—	—	(155)	779
UNDP Trust Fund for Namibia												
	2010-2011	30	—	1	—	1	—	—	—	—	—	31
	2008-2009	28	—	2	—	2	—	—	—	—	—	30
UNDP Trust Fund for the United Nations Educational and Training Programme for Southern Africa (UNETPSA)												
	2010-2011	6 253	—	155	45	200	1 636	94	296	2 026	—	4 427
	2008-2009	5 891	—	284	78	362	—	—	—	—	—	6 253

Name of trust fund	Year	Income					Expenditure				Refunds to donors and transfers to/ from other funds — net	Fund balances as at 31 December ^a
		Fund balances as at 1 January ^a	Trust funds		Subtrust funds	Total	Trust funds			Total		
			Contributions	Other			Project costs	Other	Subtrust funds ^b			
Trust Fund with Norway for Support for Governance in Africa	2010-2011	3 907	–	114	–	114	1 434	57	–	1 491	–	2 530
	2008-2009	3 685	–	226	–	226	4	–	–	4	–	3 907
African Training and Management Services (ATMS) Project	2010-2011	2	–	–	–	–	–	–	–	–	–	2
	2008-2009	212	–	10	–	10	–	–	–	–	(220)	2
UNDP/United Support of Artists for Africa Trust Fund	2010-2011	–	–	–	–	–	–	–	–	–	–	–
	2008-2009	108	–	4	–	4	–	–	–	–	(112)	–
UNDP Trust Fund for Assistance to Refugee-Related Development Projects in Africa	2010-2011	820	–	27	–	27	187	2	–	189	–	658
	2008-2009	772	–	48	–	48	–	–	–	–	–	820
UNDP Trust Fund to Combat Poverty and Hunger in Africa	2010-2011	1 645	–	–	56	56	–	–	–	–	–	1 701
	2008-2009	1 550	–	–	95	95	–	–	–	–	–	1 645
Finland Trust Fund for National Technical Cooperation Assessment and Programme Activities	2010-2011	869	–	30	–	30	–	–	–	–	–	899
	2008-2009	819	–	50	–	50	–	–	–	–	–	869
UNDP Trust Fund for Receipt of Payments by Users of the African Project Development Facility	2010-2011	–	–	–	–	–	–	–	–	–	–	–
	2008-2009	48	–	2	–	2	–	–	–	–	(50)	–
Trust Fund for Special Netherlands Contribution for the Least Developed Countries	2010-2011	880	–	13	–	13	–	–	–	–	(881)	12
	2008-2009	829	–	51	–	51	–	–	–	–	–	880
OHADA Trust Fund	2010-2011	2 180	–	69	–	69	454	(37)	–	417	–	1 832
	2008-2009	2 125	–	70	–	70	–	15	–	15	–	2 180
UNDP Trust Fund to Support Governance in Africa	2010-2011	–	–	–	–	–	–	–	–	–	–	–
	2008-2009	215	–	8	–	8	–	–	–	–	(223)	–
UNDP/EEC Trust Fund Agreement for the Africa 2000 Network Programme: Grants in Burkina Faso Cameroon and Uganda	2010-2011	1	–	–	–	–	–	–	–	–	–	1
	2008-2009	1	–	–	–	–	–	–	–	–	–	1

Name of trust fund	Year	Income					Expenditure				Refunds to donors and transfers to/ from other funds — net	Fund balances as at 31 December ^a
		Fund balances as at 1 January ^a	Trust funds		Subtrust funds	Total	Trust funds			Total		
			Contributions	Other			Project costs	Other	Subtrust funds ^b			
UNDP Trust Fund for the African 2000 Network	2010-2011	3	—	—	—	—	—	—	—	—	—	3
	2008-2009	831	—	33	—	33	—	—	—	—	(861)	3
Belgium Trust Fund for Programme for Coordination and Assistance on Security and Development (PCASED)	2010-2011	—	—	—	—	—	—	—	—	—	—	—
	2008-2009	7	—	—	—	—	—	—	—	—	(7)	—
UNDP Trust Fund for Guinea-Bissau	2010-2011	13	—	—	—	—	—	—	—	—	(13)	—
	2008-2009	13	—	—	—	—	—	—	—	—	—	13
UNDP/Belgium Trust Fund for Support to the Electoral Process in South Africa	2010-2011	44	—	1	—	1	—	—	—	—	—	45
	2008-2009	231	—	13	—	13	200	—	—	200	—	44
EEC Trust Fund for Développement de l'Information Minière de Base	2010-2011	10	—	—	—	—	—	—	—	—	(8)	2
	2008-2009	10	—	—	—	—	—	—	—	—	—	10
EEC Trust Fund for Support to Africa Governance Forum II	2010-2011	—	—	—	—	—	—	—	—	—	—	—
	2008-2009	(200)	—	—	—	—	—	(200)	—	(200)	—	—
EEC Trust Fund to Support the Electoral Process in Côte d'Ivoire	2010-2011	(36)	—	37	—	37	237	12	—	249	—	(248)
	2008-2009	(36)	—	—	—	—	—	—	—	—	—	(36)
UNDP Trust Fund for Support the Electoral Process in Ghana	2010-2011	17	—	—	—	—	—	—	—	—	(15)	2
	2008-2009	508	—	(52)	—	(52)	—	402	—	402	(37)	17
EEC Trust Fund for Support to Election Observation in the United Republic of Tanzania	2010-2011	1	—	—	—	—	—	—	—	—	—	1
	2008-2009	1	—	—	—	—	—	—	—	—	—	1
UNDP Trust Fund for Specific Projects and Programmes for OHADA	2010-2011	4	—	—	—	—	—	—	—	—	—	4
	2008-2009	308	—	—	16	16	—	—	(15)	(15)	(335)	4
EEC Trust Fund for Support to the Observation of the Election Process in Côte d'Ivoire	2010-2011	650	—	—	—	—	—	—	—	—	—	650
	2008-2009	548	—	102	—	102	—	—	—	—	—	650
UNDP Trust Fund for Sierra Leone	2010-2011	—	—	—	—	—	—	—	—	—	—	—
	2008-2009	71	—	—	—	—	—	—	—	—	(71)	—

Name of trust fund	Year	Income					Expenditure				Refunds to donors and transfers to/ from other funds — net	Fund balances as at 31 December ^a
		Fund balances as at 1 January ^a	Trust funds		Subtrust funds	Total	Trust funds			Total		
			Contributions	Other			Project costs	Other	Subtrust funds ^b			
EEC Trust Fund for Support to Electoral Process in Chad	2010-2011	549	—	—	—	—	—	—	—	—	(549)	—
	2008-2009	549	—	—	—	—	—	—	—	—	—	549
EEC Trust Fund for Emergency Mine Action in Mozambique	2010-2011	—	—	—	—	—	—	—	—	—	—	—
	2008-2009	1 882	—	—	—	—	—	—	—	—	(1 882)	—
EEC Trust Fund for Support to the Electoral Process in Comoros	2010-2011	—	—	—	—	—	—	—	—	—	—	—
	2008-2009	120	—	—	—	—	119	—	—	119	(1)	—
UNDP Trust Fund for Support to United Nations Country Team Humanitarian Assistance and Recovery Programme in Zimbabwe	2010-2011	1 267	—	2	39	41	—	—	119	119	—	1 189
	2008-2009	6 008	—	48	89	137	—	—	4 878	4 878	—	1 267
EEC Trust Fund for Eritrea Landmine Impact Survey	2010-2011	696	—	—	—	—	650	46	—	696	—	—
	2008-2009	696	—	—	—	—	—	—	—	—	—	696
EEC Trust Fund Réinsertion des jeunes déplacés et ex-combattants et ramassage des armes légères	2010-2011	—	—	—	—	—	—	—	—	—	—	—
	2008-2009	(52)	—	—	—	—	—	(53)	—	(53)	(1)	—
EEC Trust Fund for “Réhabilitation des pistes rurales suivant la méthode haute intensité de main-d’œuvre en République du Congo”	2010-2011	(535)	—	—	—	—	—	—	—	—	—	(535)
	2008-2009	(535)	—	—	—	—	—	—	—	—	—	(535)
EEC Trust Fund for Mozambique Landmine Technical Survey: Inhambane and Maputo Provinces	2010-2011	38	—	—	—	—	—	—	—	—	—	38
	2008-2009	38	—	—	—	—	—	—	—	—	—	38
EEC Trust Fund for Sustained Good Governance in Ethiopia through Capacity-Building of National Parliament	2010-2011	(21)	—	22	—	22	—	—	—	—	—	1
	2008-2009	(21)	—	—	—	—	—	—	—	—	—	(21)
EEC Trust Fund for Support to an Expanded National Mine Action Coordination Capacity in Angola	2010-2011	60	—	—	—	—	—	—	—	—	(61)	(1)
	2008-2009	60	—	—	—	—	—	—	—	—	—	60

Name of trust fund	Year	Income					Expenditure				Refunds to donors and transfers to/ from other funds — net	Fund balances as at 31 December ^a		
		Fund balances as at 1 January ^a	Trust funds			Subtrust funds	Total	Trust funds					Subtrust funds ^b	Total
			Contributions	Other				Project costs	Other					
EEC Trust Fund for Ethiopia	2010-2011	–	–	–	–	–	–	–	–	–	–	(16)	(16)	
Landmine Impact Survey	2008-2009	–	167	–	–	167	167	–	–	167	–	–	–	
EEC Trust Fund for the Legal Advisory Unit in the Office of the United Nations Resident Coordinator in Zimbabwe	2010-2011	105	–	–	–	–	–	–	–	–	–	–	105	
	2008-2009	105	–	–	–	–	–	–	–	–	–	–	105	
UNDP Trust Fund for Support to the Reform Agenda in Nigeria	2010-2011	2 576	374	69	–	443	980	93	–	1 073	(12)	1 934		
	2008-2009	1 749	3 038	158	–	3 196	2 160	209	–	2 369	–	2 576		
EEC/ECHO Trust Fund for Support to Relief and Recovery Unit Relief Information and Verification Activities in Zimbabwe	2010-2011	13	–	–	–	–	–	–	–	–	–	–	13	
	2008-2009	13	–	–	–	–	–	–	–	–	–	–	13	
UNDP Trust Fund for Community Assistance and Sustainable Reinstallation in Burundi	2010-2011	914	–	16	4	20	168	12	–	180	–	754		
	2008-2009	3 007	(1 568)	99	13	(1 456)	600	37	–	637	–	914		
Support to Burundi elections process	2010-2011	282	–	27	–	27	–	–	(2)	(2)	(76)	235		
	2008-2009	345	(5)	10	–	5	(166)	61	36	(69)	(137)	282		
Comoros transitional arrangement	2010-2011	106	–	–	–	–	–	–	–	–	(105)	1		
	2008-2009	98	–	5	–	5	(3)	–	–	(3)	–	106		
Appui au processus désarmement démobilisation et réintégration en Côte d'Ivoire — équipement et fonctionnement des sites et appui à la communication — désarmement, démobilisation et réintégration	2010-2011	69	–	–	–	–	–	–	–	–	–	–	69	
	2008-2009	134	–	2	–	2	59	8	–	67	–	69		
Extension of the Eritrean Landmine Impact Survey	2010-2011	261	–	–	–	–	245	12	–	257	–	4		
	2008-2009	261	–	–	–	–	–	–	–	–	–	261		
IV Summit of ACP Heads of State and Government — Mozambique	2010-2011	1	–	–	–	–	–	–	–	–	–	–	1	
	2008-2009	1	–	–	–	–	–	–	–	–	–	–	1	

Name of trust fund	Year	Income					Expenditure				Refunds to donors and transfers to/ from other funds — net	Fund balances as at 31 December ^a
		Fund balances as at 1 January ^a	Trust funds		Subtrust funds	Total	Trust funds			Total		
			Contributions	Other			Project costs	Other	Subtrust funds ^b			
Support for capacity-building to the National Demining Institute in Mozambique	2010-2011	397	—	—	—	—	—	—	—	—	—	397
	2008-2009	397	—	—	—	—	—	—	—	—	—	397
Support to the organization of municipal elections in Niger	2010-2011	1	—	—	—	—	—	—	—	—	—	1
	2008-2009	242	—	—	—	—	232	9	—	241	—	1
Humanitarian Information Coordination — Zimbabwe	2010-2011	8	—	—	—	—	3	—	—	3	—	5
	2008-2009	8	—	—	—	—	—	—	—	—	—	8
Support to the Office of the Humanitarian Coordinator's Humanitarian Support Team — Zimbabwe	2010-2011	37	—	—	—	—	(3)	—	—	(3)	—	40
	2008-2009	37	—	—	—	—	—	—	—	—	—	37
Support to the Malawi tripartite elections — 2004	2010-2011	35	—	—	—	—	(436)	(22)	—	(458)	—	493
	2008-2009	(73)	—	1	—	1	(97)	(10)	—	(107)	—	35
African Peer Review Mechanism of the New Partnership for Africa's Development (NEPAD)	2010-2011	3 618	100	106	—	206	1 733	91	—	1 824	—	2 000
	2008-2009	2 121	5 727	326	—	6 053	4 282	274	—	4 556	—	3 618
EEC — Republic of Congo Trust Fund for the project "Collecte et destruction des armes pour le développement"	2010-2011	12	—	—	—	—	—	—	—	—	—	12
	2008-2009	212	—	—	—	—	189	11	—	200	—	12
Belgium Trust Fund for Support to the Elections Project in the Democratic Republic of the Congo	2010-2011	3 250	12 584	—	—	12 584	10 027	702	—	10 729	399	5 504
	2008-2009	732	3 348	1	—	3 349	740	91	—	831	—	3 250
EEC — Eritrea Trust Fund for Support to the Mine Action Capacity-building Programme	2010-2011	831	—	—	—	—	432	13	—	445	—	386
	2008-2009	776	141	—	—	141	80	6	—	86	—	831
EEC Trust Fund for Support to the 2004 Elections in Ghana	2010-2011	16	—	—	—	—	—	—	—	—	(17)	(1)
	2008-2009	—	—	6	—	6	—	—	—	—	10	16
EEC Trust Fund for the Financing of the Great Lakes Process	2010-2011	41	—	—	—	—	—	—	—	—	(40)	1
	2008-2009	41	—	—	—	—	—	—	—	—	—	41

Name of trust fund	Year	Income					Expenditure				Refunds to donors and transfers to/ from other funds — net	Fund balances as at 31 December ^a		
		Fund balances as at 1 January ^a	Trust funds			Subtrust funds	Total	Trust funds					Subtrust funds ^b	Total
			Contributions	Other				Project costs	Other					
EEC Trust Fund for Support to Legislative and Presidential Elections in Niger	2010-2011	212	–	–	–	–	–	–	–	–	–	–	212	
	2008-2009	252	–	5	–	5	42	3	–	45	–	–	212	
EEC-Comoros Trust Fund — Appui à la mise en oeuvre de l'accord sur les dispositions transitoires	2010-2011	152	–	–	–	–	(2)	–	–	(2)	(121)	–	33	
	2008-2009	143	–	3	–	3	(6)	–	–	(6)	–	–	152	
EEC Trust Fund in Support of the Democratic Elections. 2004/2005 in Central African Republic	2010-2011	243	–	–	–	–	–	–	–	–	(243)	–	–	
	2008-2009	243	–	–	–	–	–	–	–	–	–	–	243	
Belgium Trust Fund for Trade Capacity Development for Poverty Reduction and Human Development for Sub-Saharan Africa	2010-2011	707	–	–	–	–	–	–	–	–	–	–	707	
	2008-2009	216	–	1	–	1	(466)	(24)	–	(490)	–	–	707	
EEC Trust Fund — Appui à l'organisation des élections présidentielles en Guinée-Bissau	2010-2011	6	–	–	–	–	–	–	–	–	(6)	–	–	
	2008-2009	6	–	–	–	–	–	–	–	–	–	–	6	
European Union Election Observation Mission to Liberia	2010-2011	43	–	–	–	–	38	3	–	41	–	–	2	
	2008-2009	(92)	185	–	–	185	47	3	–	50	–	–	43	
EEC/Seychelles Trust Fund for Post-Tsunami Rehabilitation Efforts	2010-2011	7	–	–	–	–	7	–	–	7	–	–	–	
	2008-2009	5	102	–	–	102	95	5	–	100	–	–	7	
EC Trust fund for project d'appui à l'organisation des élections présidentielles 2006 au Bénin	2010-2011	54	–	–	–	–	–	–	–	–	(54)	–	–	
	2008-2009	55	–	–	–	–	–	–	–	–	(1)	–	54	
EEC Trust Fund for Appui institutionnel au CNDAH, au niveau national et provincial	2010-2011	260	–	–	–	–	–	–	–	–	–	–	260	
	2008-2009	19	239	–	–	239	–	(2)	–	(2)	–	–	260	
EEC Trust Fund for Support to the Elections in Côte d'Ivoire	2010-2011	(46)	46	–	–	46	–	–	–	–	–	–	–	
	2008-2009	24	(24)	–	–	(24)	–	–	–	–	(46)	–	(46)	

Name of trust fund	Year	Income					Expenditure				Refunds to donors and transfers to/ from other funds — net	Fund balances as at 31 December ^a
		Fund balances as at 1 January ^a	Trust funds		Subtrust funds	Total	Trust funds			Total		
			Contributions	Other			Project costs	Other	Subtrust funds ^b			
EEC Trust Fund — pour Programme d'appui à la bonne gouvernance au Tchad	2010-2011	(39)	—	164	—	164	56	2	—	58	(2)	65
	2008-2009	382	—	2	—	2	408	15	—	423	—	(39)
EEC — Angola Trust Fund for Implementation of the Ottawa Convention through the disposal of stockpiled anti-personnel landmines	2010-2011	373	—	—	—	—	—	—	—	—	(373)	—
	2008-2009	373	—	—	—	—	—	—	—	—	—	373
EEC Trust Fund for Support to Electoral Process in Burundi	2010-2011	8	—	—	—	—	—	—	—	—	—	8
	2008-2009	(89)	—	—	—	—	(241)	(12)	—	(253)	(156)	8
European Union Trust Fund for Election Observation Mission to Burundi	2010-2011	5	—	—	—	—	6	—	—	6	—	(1)
	2008-2009	(165)	88	—	—	88	(77)	(5)	—	(82)	—	5
EEC Trust Fund for Assistance to Electoral Process in the Democratic Republic of the Congo	2010-2011	590	—	—	—	—	(4)	—	—	(4)	(237)	357
	2008-2009	2 354	—	17	—	17	1 710	75	—	1 785	4	590
EEC Trust Fund for Supporting Citizen Access to Justice in Mozambique	2010-2011	759	—	8	—	8	467	25	—	492	—	275
	2008-2009	912	5 849	18	—	5 867	5 708	312	—	6 020	—	759
EEC/Mozambique Trust Fund — Apoio do Sector Privado, Financiamento de Apoio as PMEs	2010-2011	13	—	—	—	—	13	—	—	13	1	1
	2008-2009	14	—	—	—	—	—	—	—	—	(1)	13
UNDP Trust Fund “Appui au processus électoral en Guinée”	2010-2011	101	—	—	—	—	—	—	—	—	—	101
	2008-2009	243	64	3	—	67	197	12	—	209	—	101
EC Trust fund for Supporting the participation of ACP — SIDA at the Barbados+10 United Nations International Meeting in Mauritius for the Sustainable Development of SIDA	2010-2011	3	—	—	—	—	—	—	—	—	—	3
	2008-2009	3	—	—	—	—	—	—	—	—	—	3

Name of trust fund	Year	Income					Expenditure				Refunds to donors and transfers to/ from other funds — net	Fund balances as at 31 December ^a
		Fund balances as at 1 January ^a	Trust funds		Subtrust funds	Total	Trust funds			Total		
			Contributions	Other			Project costs	Other	Subtrust funds ^b			
EEC Trust fund — Appui à la mise en place des centres de brassage dans le cadre de la réforme du secteur sécuritaire en République démocratique du Congo	2010-2011	(3)	—	3	—	3	—	—	—	—	3	3
	2008-2009	93	—	—	—	—	37	7	—	44	(52)	(3)
EEC Trust fund for Kenya Integrated Household Budget Survey	2010-2011	—	—	—	—	—	—	—	—	—	—	—
	2008-2009	44	—	—	—	—	—	—	—	—	(44)	—
EEC Trust fund — Appui aux élections présidentielles 2005 au Togo	2010-2011	34	—	—	—	—	—	—	—	—	(34)	—
	2008-2009	97	—	—	—	—	59	4	—	63	—	34
EEC Trust Fund for 2005 Census Support Initiatives in Nigeria	2010-2011	151	402	—	—	402	361	14	—	375	—	178
	2008-2009	184	1 998	11	—	2 009	3 233	132	—	3 365	1 323	151
EEC Trust fund for Support to the Sustainable Development Poverty Reduction Programme in Ethiopia	2010-2011	133	—	—	—	—	—	—	—	—	(132)	1
	2008-2009	133	—	—	—	—	—	—	—	—	—	133
EEC Trust Fund for Support to the Organization of the October 2005 National Elections in Liberia	2010-2011	17	—	—	—	—	17	—	—	17	—	—
	2008-2009	212	—	—	—	—	181	14	—	195	—	17
EEC Trust Fund for Support to the National Civic Education Programme, Phase II	2010-2011	1	—	—	—	—	—	—	—	—	—	1
	2008-2009	62	—	—	—	—	58	3	—	61	—	1
EEC-Initiative pour le leadership et le renforcement de la cohésion de l'État en République démocratique du Congo	2010-2011	10	—	—	—	—	—	—	—	—	(10)	—
	2008-2009	(4)	14	—	—	14	—	—	—	—	—	10
EEC Trust fund for Support for the Strengthening of the Rule of Law through Enhanced Capacity of Stakeholders in Zimbabwe	2010-2011	439	—	—	—	—	—	—	—	—	—	439
	2008-2009	442	—	1	—	1	3	1	—	4	—	439

Name of trust fund	Year	Income					Expenditure				Refunds to donors and transfers to/ from other funds — net	Fund balances as at 31 December ^a
		Fund balances as at 1 January ^a	Trust funds			Total	Trust funds			Total		
			Contributions	Other	Subtrust funds		Project costs	Other	Subtrust funds ^b			
EEC Trust Fund for Support to MINECOFIN-1 2006-7 Phase1 in Rwanda	2010-2011	28	—	—	—	—	(20)	(1)	—	(21)	(50)	(1)
	2008-2009	(3)	—	—	—	—	(31)	—	—	(31)	—	28
EEC Trust Fund for Support to Electoral Process in the Democratic Republic of the Congo	2010-2011	12	—	—	—	—	(27)	(1)	—	(28)	(40)	—
	2008-2009	3 380	—	—	—	—	3 242	138	—	3 380	12	12
EEC Trust Fund — Appui à la sécurisation des élections en République démocratique du Congo	2010-2011	380	—	—	—	—	(6)	—	—	(6)	(387)	(1)
	2008-2009	2 355	—	—	—	—	1 856	119	—	1 975	—	380
EEC Trust fund for — Appui à l'élection présidentielle aux Comoros	2010-2011	3	25	—	—	25	28	2	—	30	1	(1)
	2008-2009	3	—	—	—	—	—	—	—	—	—	3
EEC Trust fund for Réhabilitation du centre de formation de la Police nationale congolaise de Kapalata à Kisangani	2010-2011	46	—	—	—	—	—	—	—	—	(46)	—
	2008-2009	46	—	—	—	—	—	—	—	—	—	46
EEC Trust Fund for Seychelles Capacity-Building of State and Non-State Actors in the Seychelles	2010-2011	(14)	569	—	—	569	397	5	—	402	—	153
	2008-2009	71	579	—	—	579	633	31	—	664	—	(14)
EC Trust Fund for Joint Support Programme to National Monitoring and Evaluation System in Malawi	2010-2011	4	—	—	—	—	—	—	—	—	(4)	—
	2008-2009	177	393	—	—	393	537	28	—	565	(1)	4
EEC Trust Fund for Support to the Development Assistance Coordination Office in Sierra Leone	2010-2011	—	—	—	—	—	—	—	—	—	—	—
	2008-2009	43	—	—	—	—	41	2	—	43	—	—
EEC Trust Fund for Madagascar — Mise en place d'une liste électorale nationale informatisée de Madagascar	2010-2011	(1)	—	—	—	—	—	—	—	—	—	(1)
	2008-2009	11	—	—	—	—	11	1	—	12	—	(1)

Name of trust fund	Year	Income					Expenditure				Refunds to donors and transfers to/ from other funds — net	Fund balances as at 31 December ^a		
		Fund balances as at 1 January ^a	Trust funds			Subtrust funds	Total	Trust funds					Subtrust funds ^b	Total
			Contributions	Other				Project costs	Other					
EC — Joint Donor Basket Fund to Support Nigeria 2007 Elections	2010-2011	6 984	—	—	—	—	(44)	(3)	—	(47)	(3 317)	3 714		
	2008-2009	10 079	—	—	—	—	2 880	215	—	3 095	—	6 984		
EEC Trust Fund pour Appui au processus électoral en Mauritanie	2010-2011	42	47	—	—	47	15	—	—	15	—	74		
	2008-2009	(36)	—	—	—	—	(76)	(2)	—	(78)	—	42		
EC Support to the 2006-2008 Electoral Cycle in the Gambia	2010-2011	72	—	—	—	—	—	—	—	—	(72)	—		
	2008-2009	23	22	4	—	26	(91)	(2)	—	(93)	(70)	72		
EEC Trust fund for Support to Burundi Capacity Mine Action Programme	2010-2011	—	—	—	—	—	—	—	—	—	—	—		
	2008-2009	225	—	—	—	—	224	1	—	225	—	—		
EEC Trust fund for Mine Action in the Tigray and Afar Regions of Ethiopia	2010-2011	(16)	262	—	—	262	224	—	—	224	—	22		
	2008-2009	891	7 988	21	—	8 009	8 517	399	—	8 916	—	(16)		
EEC Trust fund for Support to Electoral Management Bodies in Sierra Leone	2010-2011	—	—	—	—	—	(72)	—	—	(72)	—	72		
	2008-2009	202	544	—	—	544	537	210	—	747	1	—		
EEC Trust fund for Appui aux élections législatives 2007, Phase 1	2010-2011	1 170	1 997	—	—	1 997	2 300	726	—	3 026	—	141		
	2008-2009	7 821	—	—	—	—	6 333	318	—	6 651	—	1 170		
Trust fund for the 2006 Burundi Emergency Programme	2010-2011	4 778	—	(11)	—	(11)	3 367	237	—	3 604	—	1 163		
	2008-2009	9 906	1 037	272	—	1 309	5 647	790	—	6 437	—	4 778		
EEC Trust fund for Appui aux processus électoraux togolais 2007-2008	2010-2011	116	—	—	—	—	(193)	(6)	—	(199)	(315)	—		
	2008-2009	603	—	—	—	—	455	32	—	487	—	116		
EEC Trust fund for Support to EU Election Observation Mission in Togo, 2007	2010-2011	15	41	—	—	41	38	3	—	41	(15)	—		
	2008-2009	(51)	—	—	—	—	(62)	(4)	—	(66)	—	15		
EEC Trust fund for Support to the National Institute of Statistics of Rwanda	2010-2011	1 937	1 026	—	—	1 026	2 808	160	—	2 968	7	2		
	2008-2009	472	1 939	—	—	1 939	451	23	—	474	—	1 937		
EEC Trust fund for Support to Swaziland Gender Programme	2010-2011	576	—	—	—	—	553	23	—	576	—	—		
	2008-2009	346	792	9	—	801	536	35	—	571	—	576		

Name of trust fund	Year	Income					Expenditure				Refunds to donors and transfers to/ from other funds — net	Fund balances as at 31 December ^a
		Fund balances as at 1 January ^a	Trust funds		Subtrust funds	Total	Trust funds			Total		
			Contributions	Other			Project costs	Other	Subtrust funds ^b			
EEC Trust fund — Appui au processus électoral aux Comores	2010-2011	8	5	–	–	5	7	–	–	7	(4)	2
	2008-2009	92	–	–	–	–	78	6	–	84	–	8
EEC Trust fund for “Project CHOC Cameroon: Change Habits-Oppose Corruption”	2010-2011	216	–	–	–	–	59	3	–	62	(153)	1
	2008-2009	216	–	–	–	–	–	–	–	–	–	216
EEC Trust fund for Preparatory Assistance to the Electoral Cycle 2007-2011 in Zambia	2010-2011	27	–	–	–	–	(125)	–	–	(125)	(114)	38
	2008-2009	–	590	–	–	590	563	–	–	563	–	27
EEC Trust fund for support to Deepening Democracy in the United Republic of Tanzania	2010-2011	304	–	–	–	–	3 174	221	–	3 395	3 354	263
	2008-2009	–	912	–	–	912	569	39	–	608	–	304
EEC Trust fund to Support the Civil Society Index	2010-2011	–	–	–	–	–	–	–	–	–	14	14
	2008-2009	140	–	–	–	–	131	9	–	140	–	–
EEC Trust fund for Support to the Election Observation Mission to Nigeria in April 2007	2010-2011	549	–	–	–	–	(12)	(1)	–	(13)	(347)	215
	2008-2009	593	–	–	–	–	38	6	–	44	–	549
EEC Trust fund for Building Strong, Efficient and Capable National Arms Commissions in the ECOWAS subregion	2010-2011	(2 363)	3 561	–	–	3 561	1 188	83	–	1 271	–	(73)
	2008-2009	–	(2 408)	14	–	(2 394)	1 086	81	–	1 167	1 198	(2 363)
EEC Trust fund for Support to the project d’appui au cycle électoral en Guinée-Bissau, 2008-10	2010-2011	50	–	–	–	–	(7)	–	–	(7)	(51)	6
	2008-2009	–	4 739	–	–	4 739	4 430	291	–	4 721	32	50
EEC Trust Fund for Support to Project d’appui au cycle électoral in the Democratic Republic of the Congo	2010-2011	389	986	–	–	986	361	25	–	386	(989)	–
	2008-2009	–	1 742	–	–	1 742	1 264	89	–	1 353	–	389
EEC Trust fund to Support the Programme d’appui à la stratégie nationale de lutte antimine: appui au démarrage du centre de lutte contre les mines en Casamance	2010-2011	224	–	–	–	–	180	30	–	210	–	14
	2008-2009	–	654	–	–	654	418	12	–	430	–	224

Name of trust fund	Year	Income					Expenditure				Refunds to donors and transfers to/ from other funds — net	Fund balances as at 31 December ^a
		Fund balances as at 1 January ^a	Trust funds		Subtrust funds	Total	Trust funds		Subtrust funds ^b	Total		
			Contributions	Other			Project costs	Other				
EEC Trust fund in support to internally displaced persons/ expellées/resettlement (Food security) in Eritrea	2010-2011	164	112	–	–	112	243	19	–	262	–	14
	2008-2009	–	5 300	–	–	5 300	4 822	314	–	5 136	–	164
EEC Trust fund to support shared funding for the joint governance assessment for Rwanda	2010-2011	27	–	–	–	–	1	–	–	1	–	26
	2008-2009	–	335	–	–	335	293	15	–	308	–	27
EEC Trust fund for Capacity Development Component of the Parliamentary Reform Programme III	2010-2011	5 612	(5 392)	–	–	(5 392)	18	5	–	23	–	197
	2008-2009	–	5 755	4	–	5 759	147	–	–	147	–	5 612
EEC Trust Fund to support the International Colloquium on Women's Empowerment, Leadership Development, International Peace and Security and the follow-up in Liberia	2010-2011	20	8	–	–	8	5	23	–	28	–	–
	2008-2009	–	695	1	–	696	632	44	–	676	–	20
EEC Trust fund for Organisation de l'atelier de démarrage du programme de réhabilitation et développement en Guinée forestière	2010-2011	–	7	–	–	7	–	–	–	–	–	7
	2008-2009	–	–	–	–	–	–	–	–	–	–	–
EEC Trust fund for Support to internally displaced persons/ expellées return/resettlement — Health facility in Eritrea	2010-2011	739	–	–	–	–	690	48	–	738	–	1
	2008-2009	–	2 303	–	–	2 303	1 462	102	–	1 564	–	739
EEC Trust fund for the Three-year rolling Multi-donor Parliamentary Programme	2010-2011	518	713	–	–	713	1 149	82	–	1 231	–	–
	2008-2009	–	518	–	–	518	–	–	–	–	–	518
EEC Trust Fund for Support to Education Sector Development Programme (ESDP) in Ethiopia	2010-2011	198	–	–	–	–	–	–	–	–	(199)	1
	2008-2009	–	605	–	–	605	380	27	–	407	–	198
EEC Trust Fund for Programme Amani	2010-2011	1	–	–	–	–	–	–	–	–	(1)	–
	2008-2009	–	233	–	–	233	217	15	–	232	–	1

Name of trust fund	Year	Income					Expenditure				Refunds to donors and transfers to/ from other funds — net	Fund balances as at 31 December ^a		
		Fund balances as at 1 January ^a	Trust funds			Subtrust funds	Total	Trust funds					Subtrust funds ^b	Total
			Contributions	Other				Project costs	Other					
EEC Trust Fund to support 2007 Elections Assistance Programme/ Domestic Observation/ Kenyan Domestic Observer	2010-2011	89	–	–	–	–	–	–	–	–	–	(86)	3	
	2008-2009	–	592	–	–	592	479	24	–	503	–	–	89	
EEC Trust Fund for Review of the Constitution of the Republic of Malawi	2010-2011	53	200	–	–	200	–	–	–	–	–	–	253	
	2008-2009	–	172	–	–	172	109	10	–	119	–	–	53	
EEC Trust Fund Support to Electoral Reforms and Elections	2010-2011	–	–	–	–	–	–	–	–	–	–	–	–	
	2008-2009	–	1 819	–	–	1 819	1 819	–	–	1 819	–	–	–	
EEC Trust Fund for Transfer of Knowledge through Expatriate Nationals in Mali	2010-2011	251	257	–	–	257	407	28	–	435	–	–	73	
	2008-2009	–	251	–	–	251	–	–	–	–	–	–	251	
EEC Trust Fund to support Assessoria tecnica para a consolidação das capacidades da CNIDAH, Angola	2010-2011	510	218	–	–	218	617	43	–	660	–	–	68	
	2008-2009	–	510	–	–	510	–	–	–	–	–	–	510	
EEC Trust Fund for enhancing knowledge management in disaster preparedness and risk reduction within south-east Africa and south-west Indian Ocean, Comoros, Madagascar, Malawi and Mozambique	2010-2011	35	131	–	–	131	122	11	–	133	–	–	33	
	2008-2009	–	360	–	–	360	306	19	–	325	–	–	35	
EEC Trust Fund for support to the implementation of the integrated drylands development programme (IDDP)	2010-2011	256	444	–	–	444	375	25	–	400	–	–	300	
	2008-2009	–	429	–	–	429	162	11	–	173	–	–	256	
EEC Trust Fund for capacity support for sustainable management of energy resources with ECOWAS and UEMOA	2010-2011	963	–	–	–	–	926	55	–	981	–	–	(18)	
	2008-2009	–	966	–	–	966	3	–	–	3	–	–	963	

Name of trust fund	Year	Income					Expenditure				Refunds to donors and transfers to/ from other funds — net	Fund balances as at 31 December ^a		
		Fund balances as at 1 January ^a	Trust funds			Subtrust funds	Total	Trust funds					Subtrust funds ^b	Total
			Contributions	Other				Project costs	Other					
EEC Trust Fund to support Central Bank of Kenya Decision	2010-2011	188	–	–	–	–	132	–	–	–	132	–	56	
Capacity Development Project	2008-2009	–	280	–	–	280	92	–	–	–	92	–	188	
Total Fund Manager:														
UNDP Africa	2010-2011	70 468	24 880	1 112	1 803	27 795	45 218	3 509	3 100	51 827	(8 016)	38 420		
	2008-2009	90 303	60 368	2 211	484	63 063	70 842	4 851	4 899	80 592	(2 306)	70 468		
Fund Manager: UNDP														
Asia/Pacific														
Trust Fund for the Support to the Full Implementation of the Convention on Cluster Munitions in the Lao People's Democratic Republic within the Framework of the Vientiane Declaration on Aid Effectiveness	2010-2011	–	11 288	96	–	11 384	4 990	467	–	5 457	(69)	5 858		
	2008-2009	–	–	–	–	–	–	–	–	–	–	–		
UNDP Trust Fund for Support to Indonesia's Response to Climate Change	2010-2011	–	11 232	209	–	11 441	5 315	208	–	5 523	–	5 918		
	2008-2009	–	–	–	–	–	–	–	–	–	–	–		
Cambodia Climate Change Alliance Trust Fund (CCCA)	2010-2011	–	362	65	–	427	1 766	126	–	1 892	2 379	914		
	2008-2009	–	–	–	–	–	–	–	–	–	–	–		
UNDP/Australia Trust Fund for Fiscal and Monetary Management Reform and Statistical Improvement, phase II	2010-2011	–	–	–	–	–	–	–	–	–	–	–		
	2008-2009	3	–	–	–	–	–	–	–	–	(3)	–		
EEC Trust Fund for the Establishment of the National Livelihood-based Food Security and Nutritional Surveillance System in Afghanistan	2010-2011	–	–	–	–	–	–	–	–	–	–	–		
	2008-2009	1	–	–	–	–	–	–	–	–	(1)	–		
UNDP Trust Fund for Humanitarian and Rehabilitation Assistance for Cambodia	2010-2011	–	–	–	–	–	–	–	–	–	–	–		
	2008-2009	2	–	–	–	–	–	–	–	–	(2)	–		

Name of trust fund	Year	Income					Expenditure				Refunds to donors and transfers to/ from other funds — net	Fund balances as at 31 December ^a
		Fund balances as at 1 January ^a	Trust funds		Subtrust funds	Total	Trust funds			Total		
			Contributions	Other			Project costs	Other	Subtrust funds ^b			
UNDP Trust Fund for Capacity-building in Demining Operations for Cambodia	2010-2011	–	–	–	–	–	–	–	–	–	–	–
	2008-2009	(1)	–	–	–	–	–	–	–	–	1	–
UNDP Trust Fund in Support of the Cambodia Area Rehabilitation and Reintegration	2010-2011	–	–	–	–	–	–	–	–	–	–	–
	2008-2009	6	–	(5)	–	(5)	–	–	–	–	(1)	–
UNDP Trust Fund for Support to Local and National Elections in Cambodia	2010-2011	–	–	–	–	–	–	–	–	–	–	–
	2008-2009	18	–	1	–	1	–	–	–	–	(19)	–
UNDP Fund for Emergency Assistance to Bangladesh	2010-2011	–	–	–	–	–	–	–	–	–	–	–
	2008-2009	(1)	–	–	–	–	–	–	–	–	1	–
UNDP Fund for the Utilization of the Residual Funds of the United Nations Special Relief Office in Bangladesh (UNROB)	2010-2011	42	–	1	–	1	–	–	–	–	(43)	–
	2008-2009	40	–	2	–	2	–	–	–	–	–	42
UNDP/Lao People's Democratic Republic Trust Fund for Clearance of Unexploded Ordnance (UXO)	2010-2011	128	–	–	4	4	1	–	80	81	–	51
	2008-2009	1 314	–	2	16	18	461	14	(454)	21	(1 183)	128
UNDP/Republic of Korea Trust Fund in Support of the Tumen River Area Development Programme	2010-2011	1 322	–	38	–	38	432	5	–	437	–	923
	2008-2009	1 599	–	87	–	87	354	10	–	364	–	1 322
UNDP/Democratic People's Republic of Korea Trust Fund for Agricultural Relief and Rehabilitation Programme	2010-2011	7	–	–	–	–	–	–	–	–	(7)	–
	2008-2009	5	–	–	–	–	–	–	–	–	2	7
UNDP/Republic of Korea Trust Fund	2010-2011	320	–	11	–	11	–	–	–	–	–	331
	2008-2009	624	200	24	–	224	415	28	–	443	(85)	320

Name of trust fund	Year	Income				Expenditure				Refunds to donors and transfers to/ from other funds — net	Fund balances as at 31 December ^a	
		Fund balances as at 1 January ^a	Trust funds		Subtrust funds	Total	Trust funds		Subtrust funds ^b			Total
			Contributions	Other			Project costs	Other				
Belgium/Philippines Trust Fund for the Human Resource Development for Governance and Livelihood for the Southern Philippines Council for Peace and Development (SPCD)	2010-2011	-	-	-	-	-	-	-	-	-	-	
	2008-2009	1	-	-	-	-	-	-	-	(1)	-	
Belgium/Philippines Trust Fund for Vocational Skills Training and Enterprise Development for MNLF Soldiers, Their Families and Communities	2010-2011	90	-	-	-	-	90	-	-	90	-	
	2008-2009	85	-	5	-	5	-	-	-	-	90	
UNDP Trust Fund for the Indonesian Community Recovery Programme	2010-2011	41	-	-	-	-	15	-	-	15	-	
	2008-2009	40	-	1	-	1	-	-	-	-	41	
Australian Development Assistance Bureau (ADAB)/UNDP Programme Trust Fund	2010-2011	144	-	5	-	5	(1)	-	-	(1)	150	
	2008-2009	1 094	-	30	-	30	910	70	-	980	144	
UNDP Trust Fund for Support to Forest Crime Monitoring and Reporting in Cambodia	2010-2011	-	-	-	-	-	-	-	-	-	-	
	2008-2009	1	-	-	-	-	-	-	-	(1)	-	
UNDP Trust Fund to Support Capacity-Building for Governance Reform in Indonesia	2010-2011	447	-	-	-	-	-	-	-	-	447	
	2008-2009	2 839	2 097	66	-	2 163	4 223	231	-	4 454	(101)	
United Nations Inter-agency Appeal for Mongolia — DZUD 2000, An Evolving Disaster	2010-2011	-	-	-	-	-	-	-	-	-	-	
	2008-2009	1	-	-	-	-	-	-	-	(1)	-	
UNDP Trust Fund for Support to the Humanitarian Pause in Aceh	2010-2011	47	-	1	-	1	-	-	-	(48)	-	
	2008-2009	44	-	3	-	3	-	-	-	-	47	
Japan Trust Fund for Scholarships to East Timorese Students in East Timor	2010-2011	87	-	-	-	-	-	-	-	(87)	-	
	2008-2009	114	-	4	-	4	-	31	-	31	87	

Name of trust fund	Year	Income					Expenditure				Refunds to donors and transfers to/ from other funds — net	Fund balances as at 31 December ^a
		Fund balances as at 1 January ^a	Trust funds		Subtrust funds	Total	Trust funds			Total		
			Contributions	Other			Project costs	Other	Subtrust funds ^b			
UNDP Trust Fund for Support to North Maluku and Maluku Recovery Programme	2010-2011	–	–	–	–	–	–	–	–	–	–	–
	2008-2009	7	–	–	–	–	–	–	–	–	(7)	–
EEC Trust Fund for China Training Programme on Village Governance	2010-2011	2	–	–	–	–	–	–	–	–	(2)	–
	2008-2009	(63)	–	–	–	–	(63)	–	–	(63)	2	2
EEC (ECHO) Trust Fund for Temporary Shelter for the Poor and Vulnerable Groups in Bhuj City of Kutch District in Gujarat	2010-2011	179	–	–	–	–	–	–	–	–	(179)	–
	2008-2009	758	–	24	–	24	603	–	–	603	–	179
UNDP Trust Fund for Peace and Development Initiative in Nepal	2010-2011	32	–	1	–	1	–	–	–	–	–	33
	2008-2009	57	–	2	–	2	27	–	–	27	–	32
Belgium Trust Fund for Support of the Judicial Capacity for East Timor	2010-2011	1	–	–	–	–	–	–	–	–	–	1
	2008-2009	7	–	–	–	–	6	–	–	6	–	1
EEC Trust Fund for Support to Election Observation Mission to Bangladesh on Parliamentary Elections	2010-2011	27	–	–	–	–	–	–	–	–	(27)	–
	2008-2009	24	–	3	–	3	–	–	–	–	–	27
EEC Trust Fund for Support to the Constituent Elections in East Timor	2010-2011	–	–	–	–	–	–	–	–	–	–	–
	2008-2009	–	145	–	–	145	145	–	–	145	–	–
UNDP Trust Fund for World Summit on Sustainable Development (WSSD) Preparations and Follow-up in Indonesia	2010-2011	–	–	–	–	–	–	–	–	–	–	–
	2008-2009	–	–	–	–	–	1	–	–	1	1	–
UNDP/EEC Trust Fund for Support to the Communal Elections in Cambodia	2010-2011	18	–	–	–	–	–	–	–	–	(18)	–
	2008-2009	161	–	–	–	–	–	143	–	143	–	18
EEC Trust Fund for Capacity Development for Municipal Solid Waste Management Reform in China	2010-2011	4	–	–	–	–	–	–	–	–	(4)	–
	2008-2009	1	–	–	–	–	(1)	–	–	(1)	2	4

Name of trust fund	Year	Income					Expenditure				Refunds to donors and transfers to/ from other funds — net	Fund balances as at 31 December ^a
		Fund balances as at 1 January ^a	Trust funds		Subtrust funds	Total	Trust funds			Total		
			Contributions	Other			Project costs	Other	Subtrust funds ^b			
Law and Order Trust Fund for Afghanistan	2010-2011	106 465	734 055	1 344	–	735 399	582 866	26 833	–	609 699	(1 827)	230 338
	2008-2009	51 454	308 064	2 566	–	310 630	246 572	10 755	–	257 327	1 708	106 465
EEC Trust Fund Election Observation Mission to the Presidential Elections in East Timor	2010-2011	40	–	–	–	–	–	–	–	–	(40)	–
	2008-2009	38	–	2	–	2	–	–	–	–	–	40
UNDP/East Timor Special Fund for Former Indonesian Government Employees	2010-2011	7	–	–	–	–	–	–	–	–	(8)	(1)
	2008-2009	5	–	2	–	2	49	–	–	49	49	7
EEC Trust Fund for Recovery and Employment Afghanistan Programme	2010-2011	–	–	–	–	–	–	–	–	–	–	–
	2008-2009	59	–	–	–	–	59	–	–	59	–	–
EEC Training Fund for Capacity Building through the Establishment of ICT Training Centres	2010-2011	–	–	–	–	–	–	–	–	–	–	–
	2008-2009	2	–	–	–	–	–	–	–	–	(2)	–
EEC/Indonesia partnership for governance reform	2010-2011	(225)	–	225	–	225	–	–	–	–	–	–
	2008-2009	1 795	–	102	–	102	(1)	–	–	(1)	(2 123)	(225)
EEC Trust Fund for Afghanistan Landmine Impact Survey	2010-2011	137	–	–	–	–	–	–	–	–	(135)	2
	2008-2009	137	–	–	–	–	–	–	–	–	–	137
Service delivery and resettlement: options for development planning	2010-2011	–	–	–	–	–	–	–	–	–	–	–
	2008-2009	(8)	–	–	–	–	–	–	–	–	8	–
EEC Trust Fund for Support to Capacity-Building for Information Management in Afghanistan	2010-2011	48	–	–	–	–	–	–	–	–	(47)	1
	2008-2009	48	–	–	–	–	–	–	–	–	–	48
France Trust Fund to Support Capacity Development of the Civil Service in Afghanistan	2010-2011	167	–	3	–	3	–	2	–	2	(167)	1
	2008-2009	229	–	11	–	11	72	1	–	73	–	167
EEC Trust Fund for the Rehabilitation of Hammams in Selected Cities of Afghanistan through the Recovery and Employment Programme (REAP)	2010-2011	538	–	–	–	–	–	–	–	–	(536)	2
	2008-2009	538	–	–	–	–	–	–	–	–	–	538

Name of trust fund	Year	Income				Expenditure				Refunds to donors and transfers to/ from other funds — net	Fund balances as at 31 December ^a	
		Fund balances as at 1 January ^a	Trust funds		Subtrust funds	Total	Trust funds		Subtrust funds ^b			Total
			Contributions	Other			Project costs	Other				
EEC — Law and Order Trust	2010-2011	600	(232)	—	—	(232)	—	—	—	—	(369)	(1)
Fund for Afghanistan (LOTFA)	2008-2009	599	—	—	—	—	—	(1)	—	(1)	—	600
UNDP Trust Fund for Support to the 2004 Elections in Indonesia	2010-2011	290	—	—	—	—	—	—	—	—	—	290
	2008-2009	(425)	271	11	—	282	(420)	(13)	—	(433)	—	290
EEC Trust Fund for Support to Development Posts for the Government of East Timor	2010-2011	6	—	—	—	—	—	—	—	—	(8)	(2)
	2008-2009	48	—	1	—	1	—	(15)	—	(15)	(58)	6
Law and Order Trust Fund for Afghanistan, phase 2	2010-2011	1 092	—	—	—	—	758	18	—	776	(316)	—
	2008-2009	1 407	—	—	—	—	307	8	—	315	—	1 092
Voter registration project in Afghanistan	2010-2011	5	—	—	—	—	—	—	—	—	(7)	(2)
	2008-2009	768	—	—	—	—	—	—	—	—	(763)	5
Support to elections in Afghanistan	2010-2011	—	—	—	—	—	—	—	—	—	—	—
	2008-2009	1	—	—	—	—	(4)	—	—	(4)	(5)	—
Building Information Management Capacity in Afghanistan	2010-2011	71	—	—	—	—	—	1	—	1	—	70
	2008-2009	51	—	—	—	—	(20)	—	—	(20)	—	71
Support to voter registration in Afghanistan	2010-2011	398	—	—	—	—	—	—	—	—	(398)	—
	2008-2009	398	—	—	—	—	—	—	—	—	—	398
United Nations Humanitarian Response Programme — Khagrachari Hill District Chittagong Hill Tracts — Bangladesh	2010-2011	(2)	—	2	—	2	—	—	—	—	—	—
	2008-2009	(1)	—	—	—	—	—	—	—	—	(1)	(2)
EU-India Disaster Preparedness Programme	2010-2011	1	—	—	—	—	—	—	—	—	—	1
	2008-2009	828	—	—	—	—	771	56	—	827	—	1
Pilot community-based disaster risk reduction in north-eastern mountain areas — India	2010-2011	—	—	—	—	—	—	—	—	—	(1)	(1)
	2008-2009	138	—	—	—	—	128	10	—	138	—	—
Rehabilitation and Community Development in Rural Areas of East Timor	2010-2011	(1 329)	1 155	—	—	1 155	(62)	6	—	(56)	(19)	(137)
	2008-2009	11	2 440	20	—	2 460	3 802	(2)	—	3 800	—	(1 329)

Name of trust fund	Year	Income					Expenditure				Refunds to donors and transfers to/ from other funds — net	Fund balances as at 31 December ^a
		Fund balances as at 1 January ^a	Trust funds		Subtrust funds	Total	Trust funds			Total		
			Contributions	Other			Project costs	Other	Subtrust funds ^b			
Enhancing truth and reconciliation in East Timor:	2010-2011	19	–	–	–	–	–	–	–	–	(19)	–
Support to CAVR	2008-2009	–	19	–	–	19	–	–	–	–	–	19
Supporting and rehabilitating internally displaced persons and communities in Southern Philippines	2010-2011	12	–	–	–	–	–	–	–	–	(12)	–
	2008-2009	7	–	5	–	5	–	–	–	–	–	12
EEC Trust Fund for Chittagong Hill Tracts Development Facility in Bangladesh	2010-2011	47	–	–	–	–	(218)	108	–	(110)	–	157
	2008-2009	39	–	–	–	–	(8)	–	–	(8)	–	47
EEC/EU Trust Fund for China Biodiversity Programme	2010-2011	19 594	–	1	–	1	14 509	291	–	14 800	–	4 795
	2008-2009	8 094	26 415	–	–	26 415	14 628	287	–	14 915	–	19 594
EEC Trust Fund for Strengthening Democratic and Decentralized Local Governance in Cambodia	2010-2011	578	2 642	–	–	2 642	4 256	298	–	4 554	–	(1 334)
	2008-2009	512	5 892	1	–	5 893	5 446	381	–	5 827	–	578
EEC Trust Fund for Assistance to UNDP Support for Minefield Technical Survey in Sri Lanka	2010-2011	(259)	–	–	–	–	–	–	–	–	258	(1)
	2008-2009	942	–	6	–	6	–	(71)	–	(71)	(1 278)	(259)
EEC Trust Fund for Support to the Khmer Rouge Tribunal — Cambodia	2010-2011	–	69	–	–	69	64	5	–	69	–	–
	2008-2009	(3)	528	–	–	528	491	34	–	525	–	–
UNDP Counter-Narcotics Trust Fund for Afghanistan	2010-2011	14 996	–	354	–	354	4 902	58	–	4 960	–	10 390
	2008-2009	42 495	7 246	2 094	–	9 340	35 565	1 100	–	36 665	(174)	14 996
EEC — Afghanistan Trust Fund for Access to Justice at District Level	2010-2011	194	–	–	–	–	1	(1)	–	–	(194)	–
	2008-2009	39	701	–	–	701	466	25	–	491	(55)	194
EEC — Support for the Establishment of an Afghan Legislature	2010-2011	995	–	–	–	–	–	9	–	9	(986)	–
	2008-2009	8	946	1	–	947	(40)	–	–	(40)	–	995
EEC-Law and Order Trust Fund for Afghanistan, phase 3 (LOTFA)	2010-2011	49	–	–	–	–	5	–	–	5	(44)	–
	2008-2009	49	–	–	–	–	–	–	–	–	–	49

Name of trust fund	Year	Income				Expenditure				Refunds to donors and transfers to/ from other funds — net	Fund balances as at 31 December ^a	
		Fund balances as at 1 January ^a	Trust funds		Subtrust funds	Total	Trust funds		Subtrust funds ^b			Total
			Contributions	Other			Project costs	Other				
EEC — Counter-Narcotics Trust	2010-2011	5 118	–	1	–	1	4 882	106	–	4 988	–	131
Fund in Afghanistan	2008-2009	8 825	2 364	2	–	2 366	5 891	182	–	6 073	–	5 118
ECHO Trust Fund for Community-based support to rehabilitate livelihoods of Tsunami survivors and safety of fishing communities, India	2010-2011	15	–	–	–	–	–	–	–	–	(15)	–
	2008-2009	16	–	–	–	–	–	–	–	–	(1)	15
Belgium Trust Fund for National Area-based Development Programme in Afghanistan- Project	2010-2011	451	–	–	–	–	(13)	–	–	(13)	(380)	84
Co-financing	2008-2009	6 305	2 287	1	–	2 288	7 969	254	–	8 223	81	451
EEC Trust Fund for Support to the Suco Elections in Timor Leste 2004/2005	2010-2011	–	–	–	–	–	–	–	–	–	–	–
	2008-2009	–	–	–	–	–	67	12	–	79	79	–
EEC Trust Fund for Strengthening the Capacity of the National Assembly and Supporting Lao People's Democratic Republic in the International Criminal Court	2010-2011	170	173	–	–	173	286	–	–	286	–	57
	2008-2009	170	–	–	–	–	–	–	–	–	–	170
EEC Trust Fund for Emergency Response and Recovery for the Tsunami-affected people of Maldives	2010-2011	9	–	–	–	–	12	1	–	13	7	3
	2008-2009	3	–	–	–	–	(6)	–	–	(6)	–	9
EEC Trust Fund for Post-Tsunami Community-led Reconstruction and Rehabilitation in Maldives	2010-2011	1	–	–	–	–	–	–	–	–	(1)	–
	2008-2009	1	–	–	–	–	–	–	–	–	–	1
EEC — Assistance to UNDP Mine Action Support in Sri Lanka	2010-2011	115	–	–	–	–	–	–	–	–	(116)	(1)
	2008-2009	117	–	–	–	–	–	2	–	2	–	115
EEC — Quick Recovery Project in north-east Sri Lanka	2010-2011	36	–	–	–	–	–	–	–	–	(35)	1
	2008-2009	6	–	–	–	–	(30)	–	–	(30)	–	36

Name of trust fund	Year	Income				Expenditure				Refunds to donors and transfers to/ from other funds — net	Fund balances as at 31 December ^a	
		Fund balances as at 1 January ^a	Trust funds		Subtrust funds	Total	Trust funds		Subtrust funds ^b			Total
			Contributions	Other			Project costs	Other				
EEC Trust Fund for Livelihood Development in the North and East, Sri Lanka	2010-2011	(618)	727	–	–	727	(12)	–	–	(12)	–	121
	2008-2009	1 838	–	14	–	14	2 359	111	–	2 470	–	(618)
EEC Trust Fund for Support to the Restoration of Tsunami-affected Livelihoods — Maldives	2010-2011	195	–	–	–	–	145	16	–	161	–	34
	2008-2009	187	451	–	–	451	435	8	–	443	–	195
EEC Trust fund for Further Support to Elections in Afghanistan	2010-2011	262	–	–	–	–	–	–	–	–	(262)	–
	2008-2009	3 788	–	6	–	6	–	–	–	–	(3 532)	262
ECHO Trust fund for Disaster Risk Reduction at the National Level in Nepal	2010-2011	1	–	–	–	–	–	–	–	–	–	1
	2008-2009	–	–	–	–	–	(1)	–	–	(1)	–	1
EEC Trust Fund for Community-based Livelihoods Recovery Programme for Earthquake-affected Areas of AJK and NWFP	2010-2011	1 378	–	–	–	–	520	512	–	1 032	(213)	133
	2008-2009	2 482	4 295	96	–	4 391	5 291	204	–	5 495	–	1 378
EEC Trust Fund for Support to the Aceh Local Elections (ALES) Project	2010-2011	1	–	–	–	–	–	–	–	–	(1)	–
	2008-2009	21	–	–	–	–	(50)	(4)	–	(54)	(74)	1
EEC Trust Fund for Indonesia — Support to Justice and Development in Aceh	2010-2011	29	300	–	–	300	77	253	–	330	–	(1)
	2008-2009	492	3 710	–	–	3 710	4 173	–	–	4 173	–	29
EEC Trust Fund for Bangladesh — Support to Bangladesh Disaster Preparedness	2010-2011	741	–	–	–	–	(55)	(3)	–	(58)	–	799
	2008-2009	1 282	9 311	–	–	9 311	9 139	713	–	9 852	–	741
EEC Trust Fund for Cambodia — European Fund for Micro-Projects in Selected Areas in the North-Western Provinces of Cambodia (EFMP)	2010-2011	16	399	–	–	399	386	27	–	413	(1)	1
	2008-2009	1 240	–	1	–	1	1 145	80	–	1 225	–	16
EEC Trust Fund for Afghanistan — Law and Order, phase 4 (LOFTA 4)	2010-2011	–	–	–	–	–	–	–	–	–	–	–
	2008-2009	–	7 772	–	–	7 772	7 539	233	–	7 772	–	–

Name of trust fund	Year	Income				Expenditure				Refunds to donors and transfers to/ from other funds — net	Fund balances as at 31 December ^a	
		Fund balances as at 1 January ^a	Trust funds		Subtrust funds	Total	Trust funds		Subtrust funds ^b			Total
			Contributions	Other			Project costs	Other				
EEC Trust Fund for Lao People's Democratic Republic —												
Enhancing the Contribution of International Law to the Strengthening of the Rule of Law in the Lao People's Democratic Republic	2010-2011	5	62	—	—	62	57	4	—	61	—	6
	2008-2009	27	157	—	—	157	168	11	—	179	—	5
EEC Trust Fund for Lao People's Democratic Republic —												
Saravane Governance, Public Administration Reform and Decentralized Service Delivery Project	2010-2011	25	—	—	—	—	18	—	—	18	—	7
	2008-2009	70	371	3	—	374	393	26	—	419	—	25
EEC Trust Fund for Viet Nam —												
Strengthening the Capacities of the National Assembly and Selected Provincial People's Council in Examination, Decision and Oversight of State Budget	2010-2011	(1)	—	—	—	—	—	(2)	—	(2)	—	1
	2008-2009	199	42	—	—	42	224	18	—	242	—	(1)
EEC Trust Fund for Bridging Public Information Gap for the Office of the Presidential Spokesperson												
	2010-2011	(49)	33	17	—	50	—	—	—	—	—	1
	2008-2009	(49)	—	—	—	—	—	—	—	—	—	(49)
EEC Trust Fund for Capacity Strengthening Component of Rural Employment Opportunities for Public Assets (REOPA-CSC)												
	2010-2011	7 533	5 985	—	—	5 985	12 874	612	—	13 486	—	32
	2008-2009	70	19 908	—	—	19 908	11 499	946	—	12 445	—	7 533
EEC Trust Fund for Building Resilience of Communities to recurrent natural hazards, in particular flash floods in the upland areas of Viet Nam												
	2010-2011	25	18	—	—	18	42	—	—	42	—	1
	2008-2009	251	13	—	—	13	215	24	—	239	—	25
EEC/Afghanistan Trust Fund for Access to Justice at District Level												
	2010-2011	428	—	—	—	—	(250)	(27)	—	(277)	(704)	1
	2008-2009	1 707	3 467	—	—	3 467	4 561	240	—	4 801	55	428

Name of trust fund	Year	Income					Expenditure				Refunds to donors and transfers to/ from other funds — net	Fund balances as at 31 December ^a		
		Fund balances as at 1 January ^a	Trust funds			Subtrust funds	Total	Trust funds					Subtrust funds ^b	Total
			Contributions	Other				Project costs	Other					
EEC Trust Fund for Anti-Personnel Mines and Ammunition Stockpile Destruction	2010-2011	333	–	–	–	–	16	–	–	–	16	(317)	–	
	2008-2009	3 452	–	–	–	–	726	19	–	–	745	(2 374)	333	
EEC Trust Fund Support to the Implementation of the Hyogo Framework of Action through Mainstreaming of DDR into Development Planning and Implementation	2010-2011	–	31	–	–	31	29	2	–	–	31	–	–	
	2008-2009	116	361	–	–	361	433	45	–	–	478	1	–	
EEC Trust Fund for Disaster preparedness and response capacity-building in Afghanistan	2010-2011	(24)	–	–	–	–	(26)	3	–	–	(23)	2	1	
	2008-2009	202	19	1	–	20	236	10	–	–	246	–	(24)	
EEC Trust fund for Governance for Equitable Development (GED): Strengthening Rule of Law and Civil Society Participation in China	2010-2011	606	2 881	–	–	2 881	2 843	198	–	–	3 041	–	446	
	2008-2009	2 111	2 828	–	–	2 828	3 985	348	–	–	4 333	–	606	
EEC Trust Fund for mainstreaming Disaster Risk Management in Sub-National/Local Development and Land Use Planning in the Philippines	2010-2011	7	–	–	–	–	–	–	–	–	–	–	7	
	2008-2009	372	46	1	–	47	399	(1)	–	–	398	(14)	7	
EEC Trust fund for Support to the National Elections in Pakistan	2010-2011	118	–	–	–	–	(41)	–	–	–	(41)	(159)	–	
	2008-2009	168	197	–	–	197	233	14	–	–	247	–	118	
EEC Trust fund for Support to the Aceh Reintegration Agency (BRA) and Peace Building in Aceh	2010-2011	617	–	–	–	–	(1)	–	–	–	(1)	(578)	40	
	2008-2009	1 161	1 381	–	–	1 381	1 881	44	–	–	1 925	–	617	
EEC Trust fund to Support Work for Peace project in Timor-Leste	2010-2011	1	–	–	–	–	–	–	–	–	–	(1)	–	
	2008-2009	(381)	393	(29)	–	364	–	(17)	–	–	(17)	1	1	

Name of trust fund	Year	Income					Expenditure				Refunds to donors and transfers to/ from other funds — net	Fund balances as at 31 December ^a		
		Fund balances as at 1 January ^a	Trust funds			Subtrust funds	Total	Trust funds					Subtrust funds ^b	Total
			Contributions	Other				Project costs	Other					
EEC Trust Fund for Preparation of Electoral roll with photographs	2010-2011	7 563	–	–	–	–	7 461	102	–	7 563	–	–		
	2008-2009	18 842	2 878	–	–	2 878	12 838	1 319	–	14 157	–	7 563		
EEC Trust Fund to support the justice system — Activating village courts in Bangladesh	2010-2011	2 602	3 467	–	–	3 467	4 609	212	–	4 821	–	1 248		
	2008-2009	3 416	–	–	–	–	575	239	–	814	–	2 602		
EEC Trust Fund for Local Government Support Project — Learning and Innovation Component	2010-2011	2 078	1 251	–	–	1 251	3 110	230	–	3 340	–	(11)		
	2008-2009	(109)	3 941	–	–	3 941	1 750	4	–	1 754	–	2 078		
EEC Supplemental Trust fund for Law and Order in Afghanistan	2010-2011	46	–	–	–	–	204	11	–	215	168	(1)		
	2008-2009	49 041	2 267	–	–	2 267	49 724	1 538	–	51 262	–	46		
EEC Trust Fund to Support Disaster Risk Reduction at the National level in Nepal, phase 2	2010-2011	62	138	(42)	–	96	139	11	–	150	–	8		
	2008-2009	–	681	49	–	730	620	48	–	668	–	62		
EEC Trust Fund to Support the National Initiative for Civic Education	2010-2011	(5)	90	–	–	90	63	6	–	69	–	16		
	2008-2009	–	736	–	–	736	689	52	–	741	–	(5)		
EEC Trust Fund in Support of the Afghanistan Sub-National Governance Programme	2010-2011	251	682	–	–	682	211	16	–	227	–	706		
	2008-2009	–	6 264	24	–	6 288	5 614	423	–	6 037	–	251		
EEC Trust Fund for Promotion of Development and Confidence-Building in Chittagong Hills Tracts	2010-2011	834	1 365	–	–	1 365	2 435	(240)	–	2 195	–	4		
	2008-2009	177	12 931	–	–	12 931	11 466	808	–	12 274	–	834		
EEC Trust Fund for support to the Timorese Electoral Cycle	2010-2011	2	–	–	–	–	–	–	–	–	–	2		
	2008-2009	(109)	772	2	–	774	653	3	–	656	(7)	2		
EEC Trust Fund to Support Pacific Financial Inclusion Programme (PFIP)	2010-2011	79	183	–	–	183	264	6	–	270	–	(8)		
	2008-2009	–	527	–	–	527	411	37	–	448	–	79		
EEC Trust Fund for the EU Electoral Observation Mission in Bhutan, 2008	2010-2011	37	–	–	–	–	–	–	–	–	(37)	–		
	2008-2009	–	1 034	–	–	1 034	927	70	–	997	–	37		

Name of trust fund	Year	Income					Expenditure				Refunds to donors and transfers to/ from other funds — net	Fund balances as at 31 December ^a
		Fund balances as at 1 January ^a	Trust funds			Total	Trust funds			Total		
			Contributions	Other	Subtrust funds		Project costs	Other	Subtrust funds ^b			
EEC Trust Fund for Support to PONJA (Post Nargis Joint Assessment) after cyclone Nargis in Myanmar	2010-2011	132	–	–	–	–	46	–	–	46	–	86
	2008-2009	–	301	–	–	301	169	–	–	169	–	132
EEC Trust Fund for the 60th Anniversary of the Universal Declaration of Human Rights	2010-2011	–	–	–	–	–	–	–	–	–	–	–
	2008-2009	–	12	–	–	12	11	1	–	12	–	–
EEC Trust Fund for Preparedness and Response Capacity-Building in Afghanistan (phase 2)	2010-2011	99	–	–	–	–	28	–	–	28	–	71
	2008-2009	–	377	–	–	377	259	19	–	278	–	99
EEC Trust Fund for Disaster Risk Management Institutional Systems Development in Timor-Leste	2010-2011	83	79	–	–	79	156	5	–	161	–	1
	2008-2009	–	310	–	–	310	207	20	–	227	–	83
EEC Trust Fund Support to Capacity-strengthening Component of Rural Employment Opportunities for Public Assets	2010-2011	32	–	–	–	–	–	–	–	–	–	32
	2008-2009	–	9 622	–	–	9 622	8 963	627	–	9 590	–	32
EEC Trust Fund Support to Improving Health, Nutrition and Population in the Chittagong Hill Tracts	2010-2011	3 187	4 774	–	–	4 774	7 111	496	–	7 607	–	354
	2008-2009	–	6 568	–	–	6 568	3 158	223	–	3 381	–	3 187
EEC Support to Law and Order Trust Fund for Afghanistan, phase 5	2010-2011	–	–	–	–	–	–	–	–	–	–	–
	2008-2009	–	45 705	–	–	45 705	43 420	2 285	–	45 705	–	–
EEC Trust Fund Support to the Implementation of the Hyogo Framework of Action through mainstreaming of Disaster Risk Reduction into development planning and implementation	2010-2011	240	91	–	–	91	324	6	–	330	–	1
	2008-2009	–	359	–	–	359	94	25	–	119	–	240
EEC Trust Fund to Support provincial governance strengthening programme in Solomon Islands	2010-2011	568	871	–	–	871	1 369	(1)	–	1 368	–	71
	2008-2009	–	998	–	–	998	360	70	–	430	–	568

Name of trust fund	Year	Income					Expenditure				Refunds to donors and transfers to/ from other funds — net	Fund balances as at 31 December ^a		
		Fund balances as at 1 January ^a	Trust funds			Subtrust funds	Total	Trust funds					Subtrust funds ^b	Total
			Contributions	Other				Project costs	Other					
EEC Trust Fund to support security sector review in Timor-Leste-capacity development facility	2010-2011	963	802	–	–	802	1 534	43	–	1 577	–	188		
	2008-2009	–	1 410	–	–	1 410	355	92	–	447	–	963		
EEC Trust Fund to Support Strengthening Response to Internal Displacement in Mindanao	2010-2011	187	1 700	–	–	1 700	1 733	99	–	1 832	–	55		
	2008-2009	–	1 969	–	–	1 969	1 644	138	–	1 782	–	187		
EEC Trust Fund for support to promoting awareness and education on Avian Influenza in rural communities in Myanmar	2010-2011	16	457	–	–	457	453	20	–	473	–	–		
	2008-2009	–	444	–	–	444	399	29	–	428	–	16		
EEC Trust Fund for support to durable solutions to the protracted refugees situation along the Thai/Myanmar border	2010-2011	616	–	–	–	–	253	18	–	271	–	345		
	2008-2009	–	616	–	–	616	–	–	–	–	–	616		
Total Fund Manager: UNDP Asia/Pacific	2010-2011	184 688	787 130	2 332	4	789 466	672 981	31 176	80	704 237	(5 623)	264 294		
	2008-2009	226 590	515 059	5 242	16	520 317	528 124	24 674	(454)	552 344	(9 875)	184 688		
Fund Manager: UNDP Europe and CIS														
UNDP Trust Fund for the Baltic Republics	2010-2011	–	–	–	–	–	–	–	–	–	–	–		
	2008-2009	4	–	–	–	–	–	–	–	–	(4)	–		
UNDP Trust Fund for Peace and Development in Tajikistan	2010-2011	12	–	–	–	–	–	–	–	–	(13)	1		
	2008-2009	17	–	1	–	1	6	–	–	6	–	12		
UNDP/Switzerland Trust Fund for Aid Management and Aid Coordination in Kyrgyzstan	2010-2011	–	–	–	–	–	–	–	–	–	–	–		
	2008-2009	15	–	1	–	1	1	–	–	1	(15)	–		
Trust Fund in Support of the Strengthening of the Ministry of Foreign Affairs in Kyrgyzstan	2010-2011	–	–	–	–	–	–	–	–	–	–	–		
	2008-2009	1	–	–	–	–	–	–	–	–	(1)	–		
UNDP Trust Fund for Urgent Human Needs in Uzbekistan	2010-2011	24	–	–	–	–	23	–	–	23	–	1		
	2008-2009	23	–	1	–	1	–	–	–	–	–	24		

Name of trust fund	Year	Income				Expenditure				Refunds to donors and transfers to/ from other funds — net	Fund balances as at 31 December ^a	
		Fund balances as at 1 January ^a	Trust funds		Subtrust funds	Total	Trust funds		Subtrust funds ^b			Total
			Contributions	Other			Project costs	Other				
UNDP/Physicians for Human Rights (NGO) Trust Fund for Humanitarian Assistance Activities in the Former Yugoslavia	2010-2011	—	—	—	—	—	—	—	—	—	—	
	2008-2009	97	—	—	—	—	—	—	—	(97)	—	
UNDP Sakha Republic (Yakutia) Trust Fund for the Programme of Assistance to the Northern Indigenous Peoples of the Sakha Republic	2010-2011	—	—	—	—	—	—	—	—	—	—	
	2008-2009	29	—	—	—	—	—	—	—	(29)	—	
EEC Trust Fund for Mitigation of consequences brought about by Hurricane Charley in Cuba	2010-2011	(9)	—	—	—	—	(9)	(1)	—	(10)	—	
	2008-2009	155	—	—	—	—	144	20	—	164	(9)	
EEC Trust Fund for Enhancement of Living Standards in Karakalpakstan — Republic of Uzbekistan	2010-2011	1	—	—	—	—	—	—	—	—	(1)	
	2008-2009	1	—	—	—	—	—	—	—	—	1	
EEC-Tajikistan Trust Fund for Emergency Rehabilitation of Rural Water Supply systems Sanitation facilities and hygiene promotion through schools in Kathlon Region	2010-2011	329	(260)	—	—	(260)	310	12	—	322	253	
	2008-2009	329	—	—	—	—	—	—	—	—	—	
EEC Trust Fund for Enhancing Border Control Management in Moldova	2010-2011	(12)	—	12	—	12	—	—	—	—	—	
	2008-2009	(243)	231	—	—	231	—	—	—	—	(12)	
EEC Trust Fund for Capacity Development of the Ministry of Justice in Georgia	2010-2011	—	—	—	—	—	—	—	—	—	—	
	2008-2009	(319)	316	—	—	316	—	—	—	—	3	
UNDP/EEC Trust Fund for the Project “Promotion of Social Integration in Latvia: Language Training Programme”	2010-2011	1	—	—	—	—	—	—	—	—	(1)	
	2008-2009	1	—	—	—	—	—	—	—	—	—	
UNDP/Belgium Trust Fund for Rehabilitation and Sustainable Development of Eastern Slavonia	2010-2011	—	—	—	—	—	—	—	—	—	—	
	2008-2009	(65)	—	—	—	—	—	—	—	—	65	

Name of trust fund	Year	Income					Expenditure				Refunds to donors and transfers to/ from other funds — net	Fund balances as at 31 December ^a
		Fund balances as at 1 January ^a	Trust funds		Subtrust funds	Total	Trust funds			Total		
			Contributions	Other			Project costs	Other	Subtrust funds ^b			
EEC Trust Fund for Strengthening Effectiveness and Transparency of the Parliament of Georgia	2010-2011	—	—	—	—	—	—	—	—	—	—	—
	2008-2009	(128)	128	—	—	128	—	—	—	—	—	—
Trust Fund in Support of Estonia's State Programme for Integration of Non-Estonians into Estonian Society	2010-2011	42	—	1	—	1	—	—	—	—	—	43
	2008-2009	40	—	2	—	2	—	—	—	—	—	42
European Commission Village Employment and Rehabilitation Programme (VERP)	2010-2011	—	—	—	—	—	—	—	—	—	—	—
	2008-2009	30	—	—	—	—	—	—	—	—	(30)	—
EEC Trust Fund for Border Management in Central Asia (BOMCA 3)	2010-2011	132	—	—	—	—	—	—	—	—	(131)	1
	2008-2009	59	73	—	—	73	—	—	—	—	—	132
UNDP Trust Fund for Support to Semipalatinski Programme	2010-2011	—	—	—	—	—	—	—	—	—	—	—
	2008-2009	5	—	—	—	—	—	—	—	—	(5)	—
Norway Trust Fund for Municipal Employment Assistance Programme in Macedonia	2010-2011	15	—	—	—	—	—	—	—	—	—	15
	2008-2009	14	—	1	—	1	—	—	—	—	—	15
UNDP Trust Fund for Support to the Baltic Countries	2010-2011	144	(3)	3	—	—	—	—	—	—	—	144
	2008-2009	119	—	8	—	8	—	—	—	—	17	144
EEC Trust Fund for the Return of Displaced Persons to the War-torn Areas of Croatia	2010-2011	(15)	—	15	—	15	—	—	—	—	—	—
	2008-2009	(15)	—	—	—	—	—	—	—	—	—	(15)
UNDP/ECHO Trust Fund Agreement for Comprehensive Shelter and Sanitation in the Earthquake-affected Areas in Turkey	2010-2011	55	—	—	—	—	—	—	—	—	(55)	—
	2008-2009	274	—	—	—	—	—	—	—	—	(219)	55
UNDP Mine Action Trust Fund for Croatia	2010-2011	—	—	—	—	—	—	—	—	—	—	—
	2008-2009	9	—	—	—	—	7	1	—	8	(1)	—

Name of trust fund	Year	Income				Expenditure				Refunds to donors and transfers to/ from other funds — net	Fund balances as at 31 December ^a	
		Fund balances as at 1 January ^a	Trust funds		Subtrust funds	Total	Trust funds		Subtrust funds ^b			Total
			Contributions	Other			Project costs	Other				
UNDP/ECHO Trust Fund for Strengthening of Coping Capacities of Populations Affected by Maramara Earthquake												
	2010-2011	7	—	—	—	—	—	—	—	—	(7)	—
	2008-2009	7	—	—	—	—	—	—	—	—	—	7
Norway Trust Fund for Support to Human Development and Governance at the Local Level in Kosovo												
	2010-2011	—	—	—	—	—	—	—	—	—	—	—
	2008-2009	33	—	—	—	—	—	—	—	—	(33)	—
EEC Trust Fund for Croatia Programme for the Return of Displaced Persons and Refugees to Eastern Slavonia and Banovina												
	2010-2011	(110)	—	—	—	—	—	—	—	—	110	—
	2008-2009	(110)	—	—	—	—	—	—	—	—	—	(110)
Norway Trust Fund for Assistance to Mine Action Programme of Bosnia and Herzegovina												
	2010-2011	—	—	—	—	—	—	—	—	—	—	—
	2008-2009	16	—	—	—	—	—	—	—	—	(16)	—
EEC Trust Fund for Integration Reform Programme for Central Bosnia Canton												
	2010-2011	—	—	—	—	—	—	—	—	—	—	—
	2008-2009	58	—	1	—	1	—	—	—	—	(59)	—
EEC Trust Fund for the South Caucasus Anti-Drug Programme												
	2010-2011	—	—	—	—	—	—	—	—	—	—	—
	2008-2009	(21)	21	—	—	21	—	—	—	—	—	—
Germany Trust Fund for Support to the Mine Action Programme of Bosnia and Herzegovina												
	2010-2011	—	—	—	—	—	—	—	—	—	—	—
	2008-2009	10	—	—	—	—	—	—	—	—	(10)	—
EEC Trust Fund for the Rehabilitation in Nicosia, Omariye and Selimye Areas												
	2010-2011	—	—	—	—	—	—	—	—	—	—	—
	2008-2009	(2)	—	—	—	—	—	—	—	—	2	—
UNDP Trust Fund for Support to Mine Action in Bosnia and Herzegovina												
	2010-2011	127	—	5	—	5	—	—	—	—	—	132
	2008-2009	1 137	—	34	—	34	1 009	35	—	1 044	—	127

Name of trust fund	Year	Income				Expenditure				Refunds to donors and transfers to/ from other funds — net	Fund balances as at 31 December ^a	
		Fund balances as at 1 January ^a	Trust funds		Subtrust funds	Total	Trust funds		Subtrust funds ^b			Total
			Contributions	Other			Project costs	Other				
ECHO/ARMENIA Trust Fund												
for Emergency Assistance to the Drought-affected Farmers for Recovery and Sustainable Potato and Barley Production	2010-2011	–	–	–	–	–	–	–	–	–	–	
	2008-2009	9	–	–	–	–	–	–	–	(9)	–	
EEC Trust Fund for Local Economic Rehabilitation in the War-affected and other most disadvantaged Regions in Croatia												
	2010-2011	(50)	–	49	–	49	–	–	–	–	(1)	
	2008-2009	(126)	76	–	–	76	–	–	–	–	(50)	
EEC Trust Fund for Rapid Employment Programme in South Serbia												
	2010-2011	(195)	–	–	–	–	–	–	–	195	–	
	2008-2009	(195)	–	–	–	–	–	–	–	–	(195)	
EEC Trust Fund for Southern Caucasus Anti-Drug Programme — phase 2 (SCAD 2)												
	2010-2011	(26)	–	–	–	–	–	–	–	26	–	
	2008-2009	(26)	–	–	–	–	–	–	–	–	(26)	
EEC Trust Fund for Strengthening Border Management on the Belarussian-Ukrainian Border												
	2010-2011	55	–	–	–	–	–	–	–	(55)	–	
	2008-2009	55	–	–	–	–	–	–	–	–	55	
Belgium Trust Fund for Support to the project “Reintegration of Ex-combatants in Tajikistan”												
	2010-2011	–	–	–	–	–	–	–	–	–	–	
	2008-2009	2	–	–	–	–	–	–	–	(2)	–	
EEC Trust Fund for Azerbaijan Landmine Impact Survey												
	2010-2011	(178)	–	–	–	–	–	–	–	178	–	
	2008-2009	(178)	–	–	–	–	–	–	–	–	(178)	
EEC Trust Fund for National Drug Information Network (NADIN) in Central Asia												
	2010-2011	(157)	–	–	–	–	–	–	–	157	–	
	2008-2009	(157)	–	–	–	–	–	–	–	–	(157)	
EEC Trust Fund for Small and Medium Enterprise Development in the GAP Region — Turkey												
	2010-2011	283	–	–	–	–	36	–	–	36	247	
	2008-2009	1 123	1 170	7	–	1 177	1 622	45	–	1 667	(350)	
EEC Trust Fund for the project Small Arms and Light Weapons Control (SALWC) in Albania												
	2010-2011	12	–	–	–	–	–	–	–	(12)	–	
	2008-2009	12	–	–	–	–	–	–	–	–	12	

Name of trust fund	Year	Income					Expenditure				Refunds to donors and transfers to/ from other funds — net	Fund balances as at 31 December ^a
		Fund balances as at 1 January ^a	Trust funds			Total	Trust funds			Total		
			Contributions	Other	Subtrust funds		Project costs	Other	Subtrust funds ^b			
EEC (ECHO) Trust Fund for Emergency Rehabilitation of Rural Water Supply Systems in Khatlon and Sughd Regions of Tajikistan	2010-2011	47	–	–	–	–	–	–	–	–	(47)	–
	2008-2009	47	–	–	–	–	–	–	–	–	–	47
EEC/Croatia Trust Fund for Income Generation and SME Support — Quick Impact Facility (QIF)	2010-2011	73	–	–	–	–	50	4	–	54	–	19
	2008-2009	69	–	4	–	4	–	–	–	–	–	73
EEC Trust Fund for Combating Trafficking in Women in the Republic of Belarus	2010-2011	–	–	–	–	–	–	–	–	–	–	–
	2008-2009	(118)	21	–	–	21	(92)	(5)	–	(97)	–	–
EEC Trust Fund for Partnership for the Future — Small Project Funds in Cyprus	2010-2011	(239)	–	–	–	–	–	–	–	–	239	–
	2008-2009	(239)	–	–	–	–	–	–	–	–	–	(239)
EEC Trust Fund for Business Support Project 2002 — Cyprus	2010-2011	(107)	–	–	–	–	–	–	–	–	107	–
	2008-2009	(107)	–	–	–	–	–	–	–	–	–	(107)
EEC Trust Fund for Partnership for the Future — Rehabilitation of Nicosia — phase 3	2010-2011	(22)	–	23	–	23	–	–	–	–	–	1
	2008-2009	(24)	–	2	–	2	–	–	–	–	–	(22)
EEC Trust Fund for Drug control multisectoral assistance and institution-building in Ukraine, Moldova and Belarus (BUMAD 1)	2010-2011	(42)	–	3	–	3	–	–	–	–	38	(1)
	2008-2009	(42)	–	–	–	–	–	–	–	–	–	(42)
EEC Trust Fund for Border Management for Central Asia (BOMCA), programme development mission	2010-2011	29	–	–	–	–	–	–	–	–	(29)	–
	2008-2009	29	–	–	–	–	–	–	–	–	–	29
EEC Trust Fund for Border Management for Central Asia Programme (BOMCA), first phase management training	2010-2011	8	–	–	–	–	–	–	–	–	(7)	1
	2008-2009	67	–	–	–	–	–	–	–	–	(59)	8

Name of trust fund	Year	Income				Expenditure				Refunds to donors and transfers to/ from other funds — net	Fund balances as at 31 December ^a	
		Fund balances as at 1 January ^a	Trust funds		Subtrust funds	Total	Trust funds		Subtrust funds ^b			Total
			Contributions	Other			Project costs	Other				
EEC Trust Fund for Albanian Mine Action Programme (AMAP) — Technical survey project	2010-2011	28	—	—	—	—	—	—	—	—	(28)	—
	2008-2009	28	—	—	—	—	—	—	—	—	—	28
EEC Trust Fund for Municipal Improvement and Revival Programme (MIR) Serbia and Montenegro	2010-2011	274	—	—	—	—	—	—	—	—	(275)	(1)
	2008-2009	274	—	—	—	—	—	—	—	—	—	274
EEC Trust Fund for Civil Society Inclusion in Poverty Reduction Strategy Papers (PRSP) — Serbia and Montenegro	2010-2011	108	—	—	—	—	—	—	—	—	(108)	—
	2008-2009	82	—	26	—	26	—	—	—	—	—	108
EEC Trust Fund for Emergency Rehabilitation of Rural Water Supply Systems in Khatlon and Sughd Regions of Tajikistan	2010-2011	98	—	—	—	—	—	—	—	—	(98)	—
	2008-2009	98	—	—	—	—	—	—	—	—	—	98
EEC (ECHO) Trust Fund for Humanitarian Aid Action to Enhance Staff Safety and Security of the United Nations and Humanitarian Agencies operating in the North Caucasus-Russian Federation	2010-2011	55	—	—	—	—	—	—	—	—	(56)	(1)
	2008-2009	39	—	16	—	16	—	—	—	—	—	55
EEC Trust Fund for the Caspian Center for Water Level Fluctuations (PROJECT I) and Caspian Environment Programme Coordination Unit (PROJECT II)	2010-2011	2	—	—	—	—	—	—	—	—	(2)	—
	2008-2009	3	—	—	—	—	—	—	—	—	(1)	2
EEC Trust Fund for South Caucasus anti-drug programme — phase 3	2010-2011	(100)	—	—	—	—	—	—	—	—	100	—
	2008-2009	(104)	—	2	—	2	—	—	—	—	2	(100)

Name of trust fund	Year	Income					Expenditure				Refunds to donors and transfers to/ from other funds — net	Fund balances as at 31 December ^a
		Fund balances as at 1 January ^a	Trust funds		Subtrust funds	Total	Trust funds			Total		
			Contributions	Other			Project costs	Other	Subtrust funds ^b			
EEC/Bosnia Trust Fund for the Return of Refugees and Displaced Persons through an Increased Involvement of Domestic Authorities	2010-2011	(306)	–	307	–	307	–	–	–	–	–	1
	2008-2009	(351)	–	8	–	8	–	–	–	–	37	(306)
EEC Trust Fund for Stability Pact/UNDP Regional Clearinghouse on Small Arms and Light Weapons (SEE/SALW)	2010-2011	–	–	–	–	–	–	–	–	–	–	–
	2008-2009	1	–	–	–	–	–	–	–	–	(1)	–
Enhance the safety and security of UN and humanitarian aid agencies in the Northern Caucasus	2010-2011	10	–	–	–	–	–	–	–	–	(10)	–
	2008-2009	10	–	–	–	–	–	–	–	–	–	10
CARDS Programme — Albania support for trade regulation and trade promotions	2010-2011	–	–	–	–	–	–	–	–	–	–	–
	2008-2009	2	–	–	–	–	–	–	–	–	(2)	–
Albania — Implementation of Government Electronic Network	2010-2011	–	–	–	–	–	–	–	–	–	–	–
	2008-2009	5	1	–	–	1	–	–	–	–	(6)	–
Armenia demining programme	2010-2011	2	–	–	–	–	–	–	–	–	(2)	–
	2008-2009	453	–	–	–	–	–	–	–	–	(451)	2
Capacity Support to Azerbaijan National Agency for Mine Action (ANAMA)	2010-2011	–	–	–	–	–	–	–	–	–	–	–
	2008-2009	(2)	–	–	–	–	–	–	–	–	2	–
Sustainable transfer to return-related authorities (SUTRA) — phase II: Governance Support Programme, Bosnia	2010-2011	(79)	–	80	–	80	–	–	–	–	–	1
	2008-2009	(79)	–	–	–	–	–	–	–	–	–	(79)
EEC Trust Fund for Infrastructure and Rehabilitation Project for the main cities in northern Cyprus	2010-2011	7	–	–	–	–	–	(15)	–	(15)	(21)	1
	2008-2009	21	–	1	–	1	–	15	–	15	–	7
Business Support Project, phase II — Cyprus	2010-2011	13	–	–	–	–	–	–	–	–	(13)	–
	2008-2009	13	–	–	–	–	–	–	–	–	–	13

Name of trust fund	Year	Income					Expenditure				Refunds to donors and transfers to/ from other funds — net	Fund balances as at 31 December ^a
		Fund balances as at 1 January ^a	Trust funds		Subtrust funds	Total	Trust funds			Total		
			Contributions	Other			Project costs	Other	Subtrust funds ^b			
Private sector development in northern Cyprus	2010-2011	(33)	–	33	–	33	–	–	–	–	–	–
	2008-2009	(33)	–	–	–	–	–	–	–	–	–	(33)
Southern Caucasus Anti-Drug Programme — phase IV (SCAD-IV)	2010-2011	–	–	–	–	–	–	–	–	–	–	–
	2008-2009	70	(70)	–	–	(70)	–	–	–	–	–	–
Georgia 2004 elections	2010-2011	(1)	–	–	–	–	–	–	–	–	–	(1)
	2008-2009	115	69	–	–	69	–	–	–	–	(185)	(1)
Support for the document management system at the Kosovo Assembly	2010-2011	(15)	–	–	–	–	(16)	–	–	(16)	–	1
	2008-2009	(15)	–	–	–	–	–	–	–	–	–	(15)
Central Asia Drug Action Programme — second phase (CADAP-2)	2010-2011	(75)	5	75	–	80	–	–	–	–	(5)	–
	2008-2009	(78)	–	–	–	–	(3)	–	–	(3)	–	(75)
Border Management in Central Asia IV (BOMCA IV)	2010-2011	102	(101)	–	–	(101)	–	–	–	–	–	1
	2008-2009	102	–	–	–	–	–	–	–	–	–	102
Rehabilitation of Nicosia — phase IV — Restoration of the Venetian tower in Pyla	2010-2011	–	–	–	–	–	–	–	–	–	–	–
	2008-2009	1	–	–	–	–	–	–	–	–	(1)	–
UNDP/Stability Pact — South Eastern Europe Clearinghouse for Control of Small Arms and Light Weapons (SEESAC)	2010-2011	3	–	–	–	–	–	–	–	–	(3)	–
	2008-2009	2	–	–	–	–	–	–	–	–	1	3
Reform of Arbitration Courts and Support to Court Administration	2010-2011	(28)	–	27	–	27	–	–	–	–	–	(1)
	2008-2009	(28)	–	–	–	–	–	–	–	–	–	(28)
Drug control multisectoral assistance and institution-building in Ukraine, the Republic of Moldova and Belarus, phase 2	2010-2011	63	–	–	–	–	–	–	–	–	–	63
	2008-2009	(209)	273	–	–	273	51	7	–	58	57	63
Feasibility Studies for Economic Development Projects	2010-2011	(7)	(516)	–	–	(516)	–	–	–	–	523	–
	2008-2009	(7)	–	–	–	–	–	–	–	–	–	(7)

Name of trust fund	Year	Income					Expenditure				Refunds to donors and transfers to/ from other funds — net	Fund balances as at 31 December ^a		
		Fund balances as at 1 January ^a	Trust funds			Subtrust funds	Total	Trust funds					Subtrust funds ^b	Total
			Contributions	Other				Project costs	Other					
EEC Trust Fund — Appui à l'organisation de la table ronde des bailleurs de fonds de Sao Tomé et Principe 2005	2010-2011	–	–	–	–	–	–	–	–	–	–	–	–	
	2008-2009	15	–	–	–	–	15	–	–	–	15	–	–	
EEC Trust Fund for Border Management Programme for Central Asia, phase 5	2010-2011	(2)	7	2	–	9	–	–	–	–	–	(7)	–	
	2008-2009	910	328	–	–	328	1 156	83	–	–	1 239	(1)	(2)	
EEC Trust Fund for Central Asia Drug Action Programme, third phase	2010-2011	(40)	6	39	–	45	–	–	–	–	–	(6)	(1)	
	2008-2009	(327)	103	1	–	104	(232)	49	–	–	(183)	–	(40)	
EEC Trust Fund for Lisbon Strategy and Millennium Development Goals	2010-2011	–	–	–	–	–	–	–	–	–	–	–	–	
	2008-2009	5	5	–	–	5	–	–	–	–	–	(10)	–	
EEC Trust Fund for Civil Service Training Programme in Bosnia-Herzegovina	2010-2011	(5)	–	6	–	6	–	–	–	–	–	–	1	
	2008-2009	34	–	–	–	–	–	–	–	–	–	(39)	(5)	
EEC Trust Fund for Rehabilitation Programme for the Georgian/Abkhaz Conflict Zone	2010-2011	2	–	–	–	–	–	–	–	–	–	(2)	–	
	2008-2009	68	5	–	–	5	61	4	–	–	65	(6)	2	
EEC Trust Fund for Bosnia Support to Results-Based Approach — Partnership for Local Development	2010-2011	(21)	–	–	–	–	–	–	–	–	–	21	–	
	2008-2009	(968)	2 814	6	–	2 820	1 784	89	–	–	1 873	–	(21)	
EEC Trust Fund for Municipal Improvement and Revival Programme (MIR) in Southern Serbia, phase 2	2010-2011	130	–	–	–	–	–	–	–	–	–	(131)	(1)	
	2008-2009	2 565	655	9	–	664	3 116	219	–	–	3 335	236	130	
EEC Trust Fund for Integrated Mine Action Programme in Azerbaijan	2010-2011	2	–	–	–	–	–	–	–	–	–	(2)	–	
	2008-2009	(240)	242	–	–	242	–	–	–	–	–	–	2	
EEC Trust Fund for Modernization of the Customs Services of the Republic of Azerbaijan	2010-2011	2	–	–	–	–	–	–	–	–	–	(2)	–	
	2008-2009	(210)	223	–	–	223	–	11	–	–	11	–	2	

Name of trust fund	Year	Income					Expenditure				Refunds to donors and transfers to/ from other funds — net	Fund balances as at 31 December ^a		
		Fund balances as at 1 January ^a	Trust funds			Subtrust funds	Total	Trust funds					Subtrust funds ^b	Total
			Contributions	Other				Project costs	Other					
EEC Trust Fund for Border Assistance Mission to Moldova and Ukraine	2010-2011	6	–	–	–	–	–	–	–	–	–	(6)	–	
	2008-2009	(41)	47	–	–	47	–	–	–	–	–	–	6	
EEC Trust Fund for Kukes Regional Development Initiative in Albania	2010-2011	2	–	–	–	–	–	–	–	–	–	(1)	1	
	2008-2009	(295)	372	–	–	372	75	–	–	75	–	–	2	
EEC CARDS Programme for a Mine-Impact-Free Albania by end 2006	2010-2011	4	–	2	–	2	–	–	–	–	–	(6)	–	
	2008-2009	(338)	389	–	–	389	47	–	–	47	–	–	4	
EEC Trust Fund for Legislation Database Project in Bosnia-Herzegovina	2010-2011	–	–	–	–	–	–	–	–	–	–	–	–	
	2008-2009	(2)	–	–	–	–	–	–	–	–	–	2	–	
EEC Trust Fund for Support in addressing the Social Consequences of Transition in the Ferghana Valley, Kyrgyzstan	2010-2011	56	–	–	–	–	–	–	–	–	–	(56)	–	
	2008-2009	(309)	365	–	–	365	–	–	–	–	–	–	56	
EEC Trust Fund for Border Management Programme for Central Asia, phase 4, second allocation	2010-2011	10	(6)	–	–	(6)	–	–	–	–	–	(4)	–	
	2008-2009	(442)	540	–	–	540	31	11	–	42	(46)	–	10	
EEC — Serbia and Montenegro Cross Border Cooperation Support Programme	2010-2011	(65)	–	66	–	66	–	–	–	–	–	–	1	
	2008-2009	183	67	3	–	70	297	21	–	318	–	–	(65)	
EEC Trust Fund for Western Balkans SALW Control Support Plan	2010-2011	17	–	–	–	–	–	–	–	–	–	(17)	–	
	2008-2009	17	–	–	–	–	–	–	–	–	–	–	17	
EEC Trust Fund for Support in addressing the social consequences of transition in the Ferghana Valley, Tajikistan	2010-2011	100	–	–	–	–	94	7	–	101	–	–	(1)	
	2008-2009	(11)	111	–	–	111	–	–	–	–	–	–	100	
EEC — Sustainable Water System Rehabilitation and Management — Tajikistan	2010-2011	43	–	–	–	–	38	3	–	41	(1)	–	1	
	2008-2009	43	–	–	–	–	–	–	–	–	–	–	43	

Name of trust fund	Year	Income				Expenditure				Refunds to donors and transfers to/ from other funds — net	Fund balances as at 31 December ^a	
		Fund balances as at 1 January ^a	Trust funds		Subtrust funds	Total	Trust funds		Subtrust funds ^b			Total
			Contributions	Other			Project costs	Other				
EEC Trust Fund for Enhancement of Living Standards in Ferghana Valley — Republic of Uzbekistan	2010-2011	—	—	—	—	—	—	—	—	—	—	
	2008-2009	(11)	—	—	—	—	(11)	—	(11)	—	—	
EEC Trust Fund for Enhancing Border Management in the Republic of Belarus (BOMBEL)	2010-2011	—	—	—	—	—	—	—	—	—	—	
	2008-2009	46	—	—	—	—	—	—	—	(46)	—	
EEC Trust Fund for Business Support Project II-Ancillary Activities	2010-2011	—	—	—	—	—	—	—	—	—	—	
	2008-2009	(1)	—	—	—	—	—	—	—	1	—	
EEC Trust Fund for Support to Local Administration Reform Programme in Turkey	2010-2011	—	—	—	—	—	—	—	—	—	—	
	2008-2009	325	22	—	—	22	572	40	612	265	—	
EEC — Serbia and Montenegro Civil Society Participation in Poverty Reduction Strategy/ Social Innovation Fund	2010-2011	133	—	—	—	—	—	—	—	(134)	(1)	
	2008-2009	133	—	—	—	—	—	—	—	—	133	
EEC Trust Fund for HIV/STI Prevention among Uniformed Services in Ukraine	2010-2011	(1 049)	900	150	—	1 050	—	—	—	—	1	
	2008-2009	91	—	20	—	20	1 010	150	1 160	—	(1 049)	
EEC Trust Fund for PFF: Landmine and Ordnance clearance in Cyprus — phase II	2010-2011	138	—	(2)	—	(2)	—	—	—	(135)	1	
	2008-2009	145	—	1	—	1	—	—	—	(8)	138	
EEC Trust Fund for Support to Enhanced Living Standards (ELS) projects in Uzbekistan	2010-2011	—	—	—	—	—	—	—	—	—	—	
	2008-2009	(1)	—	—	—	—	—	(1)	(1)	—	—	
EEC Trust Fund for Community Safety and Community Policing — Support to Security Sector Reform Programme (SSSR)	2010-2011	—	—	—	—	—	—	—	—	—	—	
	2008-2009	1	—	—	—	—	—	—	—	(1)	—	
EEC Trust Fund for Inclusion of Civil Society in Poverty-related Policy Process in Serbia and Montenegro	2010-2011	(215)	136	81	—	217	—	—	—	—	2	
	2008-2009	93	534	4	—	538	791	55	846	—	(215)	

Name of trust fund	Year	Income					Expenditure				Refunds to donors and transfers to/ from other funds — net	Fund balances as at 31 December ^a
		Fund balances as at 1 January ^a	Trust funds		Subtrust funds	Total	Trust funds			Total		
			Contributions	Other			Project costs	Other	Subtrust funds ^b			
EEC Trust Fund for Enhancing Border Management in Ukraine	2010-2011	221	–	–	–	–	–	–	–	–	(220)	1
	2008-2009	(1 148)	1 369	–	–	1 369	–	–	–	–	–	221
EEC Trust Fund for the promotion of a wider application of international human rights standards in the administration of justice in Belarus	2010-2011	(3)	16	2	–	18	–	4	–	4	(13)	(2)
	2008-2009	251	423	–	–	423	636	41	–	677	–	(3)
EEC Trust Fund for Feasibility Studies for Economic Development Project II	2010-2011	–	–	–	–	–	–	–	–	–	–	–
	2008-2009	1	–	–	–	–	–	–	–	–	(1)	–
EEC Trust Fund for Consumer Society and Citizen Networks in Ukraine	2010-2011	(357)	81	259	–	340	(17)	(1)	–	(18)	–	1
	2008-2009	582	2 202	–	–	2 202	2 936	205	–	3 141	–	(357)
EEC Trust Fund for Enhancing Living Standards in Ferghana Region, Uzbekistan AP 2003	2010-2011	5	–	–	–	–	–	–	–	–	(5)	–
	2008-2009	(137)	141	–	–	141	–	–	–	–	1	5
EEC Trust Fund for Developing a Comprehensive Framework for Preventing and Combating Discrimination	2010-2011	(9)	–	7	–	7	–	–	–	–	–	(2)
	2008-2009	1	–	–	–	–	–	–	–	–	(10)	(9)
EEC Trust Fund for Municipal Environmental Management Capacity and Infrastructure Project in Croatia	2010-2011	(333)	–	331	–	331	–	–	–	–	–	(2)
	2008-2009	(287)	(46)	–	–	(46)	–	–	–	–	–	(333)
EEC Trust Fund for Capacity-building for European Integration	2010-2011	3	–	–	–	–	–	–	–	–	(4)	(1)
	2008-2009	1 754	235	3	–	238	1 977	12	–	1 989	–	3
EEC Trust fund for European Union Border Assistance Mission to the Republic of Moldova and Ukraine — EUBAM-2	2010-2011	(8)	8	–	–	8	–	–	–	–	–	–
	2008-2009	(439)	430	–	–	430	(1)	–	–	(1)	–	(8)

Name of trust fund	Year	Income					Expenditure					Refunds to donors and transfers to/ from other funds — net	Fund balances as at 31 December ^a
		Fund balances as at 1 January ^a	Trust funds		Subtrust funds	Total	Trust funds			Total			
			Contributions	Other			Project costs	Other	Subtrust funds ^b				
EEC Trust fund for Serbia	2010-2011	(58)	–	57	–	57	–	–	–	–	–	(1)	
Municipal Development in South-west Serbia (Sandzak Region)	2008-2009	(313)	254	1	–	255	–	–	–	–	–	(58)	
EEC Trust fund for Integration of Sustainable Development into Sectoral Policies	2010-2011	–	–	–	–	–	–	–	–	–	–	–	
	2008-2009	760	251	–	–	251	940	66	–	1 006	(5)	–	
EEC Trust Fund for Bosnia — e-Government at the Council of Ministers of Bosnia and Herzegovina	2010-2011	(28)	30	–	–	30	–	–	–	–	(1)	1	
	2008-2009	530	346	1	–	347	846	59	–	905	–	(28)	
EEC Trust Fund for Ukraine — Improvement of Border Controls at the Moldovan-Ukrainian State Border — BOMMOLUK-1	2010-2011	(472)	59	–	–	59	(398)	(22)	–	(420)	(7)	–	
	2008-2009	(918)	960	7	–	967	374	147	–	521	–	(472)	
EEC Trust Fund for Belarus — Enhancing Border Management in the Republic of Belarus (BOMBEL), phase 2	2010-2011	–	–	–	–	–	–	–	–	–	–	–	
	2008-2009	(126)	440	–	–	440	283	31	–	314	–	–	
EEC Trust Fund for Tajikistan — Sustainable Water System Rehabilitation	2010-2011	37	–	–	–	–	35	2	–	37	–	–	
	2008-2009	(38)	71	–	–	71	(4)	–	–	(4)	–	37	
EEC Trust Fund for Ukraine — EU European Union Border Assistance Mission to the Republic of Moldova and Ukraine — EUBAM-3	2010-2011	–	–	–	–	–	–	–	–	–	–	–	
	2008-2009	(22)	21	–	–	21	–	–	–	–	1	–	
EEC Trust Fund for Ukraine — Support to Economic Reforms in Ukraine through Blue Ribbon Advisory and Analytical Centre	2010-2011	208	–	–	–	–	–	–	–	–	(209)	(1)	
	2008-2009	200	613	–	–	613	571	34	–	605	–	208	
EEC Trust Fund for PFF: Landmine and Ordinance Clearance in Cyprus — phase III	2010-2011	3	–	–	–	–	–	–	–	–	(3)	–	
	2008-2009	2	–	–	–	–	–	–	–	–	1	3	

Name of trust fund	Year	Income					Expenditure				Refunds to donors and transfers to/ from other funds — net	Fund balances as at 31 December ^a		
		Fund balances as at 1 January ^a	Trust funds			Subtrust funds	Total	Trust funds					Subtrust funds ^b	Total
			Contributions	Other				Project costs	Other					
EEC Trust Fund for Tajikistan — Social Inclusion through Income Generation in Sughd Region	2010-2011	22	—	—	—	—	28	1	—	29	7	—		
	2008-2009	(35)	54	—	—	54	(4)	1	—	(3)	—	22		
EEC Trust fund for Yugoslavia — EU Western Balkans SALW Control Support Plan 2007	2010-2011	19	—	—	—	—	—	—	—	—	(19)	—		
	2008-2009	(219)	239	—	—	239	1	—	—	1	—	19		
EEC Trust fund for the Private Sector Development within the Turkish Cypriot Community	2010-2011	80	904	—	—	904	1 086	—	—	1 086	—	(102)		
	2008-2009	133	2 123	—	—	2 123	2 006	170	—	2 176	—	80		
EEC Trust Fund for Upgrading of Local and Urban Infrastructure in Northern Cyprus	2010-2011	494	4 082	—	—	4 082	4 063	267	—	4 330	—	246		
	2008-2009	923	3 155	—	—	3 155	3 584	—	—	3 584	—	494		
EEC Trust fund for Accelerating CSR Practices in the New EU Member States and Candidate Countries as a Vehicle for Harmonization, Competitiveness and Social Cohesion in EU	2010-2011	—	—	—	—	—	—	—	—	—	—	—		
	2008-2009	391	30	—	—	30	386	41	—	427	6	—		
EEC/Albania Trust Fund for the Implementation of Government Electronic Network (GovNet), phase 2	2010-2011	5	—	—	—	—	—	—	—	—	(5)	—		
	2008-2009	83	35	—	—	35	106	7	—	113	—	5		
EEC/Albania Trust Fund for Kukes Regional Development Initiative, phase 2	2010-2011	1	—	—	—	—	—	—	—	—	(1)	—		
	2008-2009	(226)	600	1	—	601	332	43	—	375	1	1		
EEC Trust Fund for Kyrgyzstan — Central Asia Drug Action Programme, phase 4	2010-2011	(526)	456	—	—	456	(83)	11	—	(72)	(2)	—		
	2008-2009	2 961	2 255	—	—	2 255	5 379	363	—	5 742	—	(526)		

Name of trust fund	Year	Income				Expenditure				Refunds to donors and transfers to/ from other funds — net	Fund balances as at 31 December ^a	
		Fund balances as at 1 January ^a	Trust funds		Subtrust funds	Total	Trust funds		Subtrust funds ^b			Total
			Contributions	Other			Project costs	Other				
EEC Trust Fund for Russia — ensure safety and security of the United Nations and humanitarian aid agencies delivering assistance and supporting recovery in the expanded operational areas of the North Caucasus Region — Russia	2010-2011	—	—	—	—	—	—	—	—	—	—	
	2008-2009	—	249	—	—	249	233	16	—	249	—	—
EEC Trust Fund for Kyrgyzstan — Support to Improved Transparency in the Decision-Making Process and Institutional Stenngthening of the Kyrgyz Parliament	2010-2011	(26)	—	27	—	27	—	—	—	—	—	1
	2008-2009	(141)	130	1	—	131	—	—	—	—	(16)	(26)
EEC Trust fund for Ukraine — Programme for the Prevention of Drug Abuse and the Fight Against Drug Trafficking in Belarus, Ukraine and the Republic of Moldova, phase 3	2010-2011	(8)	—	4	—	4	—	—	—	—	2	(2)
	2008-2009	271	661	—	—	661	1 459	93	—	1 552	612	(8)
EEC Trust fund for Tajikistan — Enhanced Individual Incomes and Improved Living Standards through the Development of Local Productive Mechanisms, Income-generating Activities	2010-2011	191	—	—	—	—	170	12	—	182	(9)	—
	2008-2009	891	116	—	—	116	751	65	—	816	—	191
EEC Trust fund for European Union Border Assistance Mission to the Republic of Moldova and Ukraine	2010-2011	(7)	9	—	—	9	(11)	(1)	—	(12)	(12)	2
	2008-2009	(122)	536	2	—	538	367	56	—	423	—	(7)
EEC Trust fund for Strengthening the Role of Civil Society in Shaping Poverty-Related Policies and Practice	2010-2011	976	313	5	—	318	915	65	—	980	(313)	1
	2008-2009	56	4 109	—	—	4 109	2 981	208	—	3 189	—	976

Name of trust fund	Year	Income					Expenditure				Refunds to donors and transfers to/ from other funds — net	Fund balances as at 31 December ^a
		Fund balances as at 1 January ^a	Trust funds		Subtrust funds	Total	Trust funds			Total		
			Contributions	Other			Project costs	Other	Subtrust funds ^b			
EEC Trust fund for Border Management in Badakshan, Afghanistan	2010-2011	(28)	39	—	—	39	(4)	10	—	6	(4)	1
	2008-2009	2 562	1 089	—	—	1 089	3 424	255	—	3 679	—	(28)
EEC Trust Fund for Increasing Capacity in Natural Disaster Preparedness and Mitigation of Local Governments and Communities Most vulnerable to Earthquakes, Mudflows, Flash Floods, Landslides and Avalanches in Kyrgyzstan	2010-2011	1	—	—	—	—	—	—	—	—	(1)	—
	2008-2009	3	35	—	—	35	35	3	—	38	1	1
EEC Trust Fund for Small Grant Facility within the frame of Western Tian Shan Biodiversity Conservation Project	2010-2011	—	—	—	—	—	—	—	—	—	—	—
	2008-2009	22	—	—	—	—	22	—	—	22	—	—
EEC Trust Fund for Landmine and Ordinance Clearance in Cyprus	2010-2011	144	(19)	—	—	(19)	—	—	—	—	(124)	1
	2008-2009	406	2 756	(25)	—	2 731	2 893	100	—	2 993	—	144
EEC Trust Fund for Strengthening disaster risk management in Tajikistan	2010-2011	10	—	—	—	—	—	—	—	—	(10)	—
	2008-2009	116	98	1	—	99	186	24	—	210	5	10
EEC Trust Fund for enhancement of living standards in Ferghana Valley, Uzbekistan	2010-2011	(102)	—	—	—	—	(2)	—	—	(2)	—	(100)
	2008-2009	440	748	—	—	748	1 221	69	—	1 290	—	(102)
EEC Trust Fund in Georgia for South Caucasus Anti-Drug Programme, phase 5	2010-2011	(510)	469	31	—	500	—	—	—	—	10	—
	2008-2009	998	989	3	—	992	2 323	177	—	2 500	—	(510)
EEC Trust fund for Support to the Committee on Missing Persons Project on Exhumation, Identification and Return of Remains of Missing Persons in Cyprus	2010-2011	—	—	—	—	—	—	—	—	—	—	—
	2008-2009	549	890	—	—	890	1 387	52	—	1 439	—	—
EEC Trust Fund for Municipal Development in Southwest Serbia, phase 2	2010-2011	(704)	668	36	—	704	—	—	—	—	—	—
	2008-2009	2 076	3 704	—	—	3 704	6 060	424	—	6 484	—	(704)

Name of trust fund	Year	Income					Expenditure				Refunds to donors and transfers to/ from other funds — net	Fund balances as at 31 December ^a		
		Fund balances as at 1 January ^a	Trust funds			Subtrust funds	Total	Trust funds					Subtrust funds ^b	Total
			Contributions	Other				Project costs	Other					
EEC Trust fund for Community-Based Approach to Local Development	2010-2011	4 893	2 890	–	–	2 890	9 541	576	–	10 117	2 104	(230)		
	2008-2009	1 275	9 523	–	–	9 523	5 622	391	–	6 013	108	4 893		
EEC Trust Fund for Communications Volet 2	2010-2011	–	–	–	–	–	–	–	–	–	–	–		
	2008-2009	53	54	–	–	54	103	4	–	107	–	–		
EEC Trust Fund for Border Management in Central Asia, phase 6	2010-2011	1 092	930	–	–	930	1 881	144	–	2 025	–	(3)		
	2008-2009	1 982	5 206	–	–	5 206	5 708	388	–	6 096	–	1 092		
EEC Trust Fund for Kukes Regional Development Initiative, phase 3	2010-2011	1	–	–	–	–	–	–	–	–	(1)	–		
	2008-2009	–	526	1	–	527	489	37	–	526	–	1		
EEC Trust Fund Emergency Assistance for the Victims of the Drought in the Republic of Moldova	2010-2011	(138)	–	127	–	127	(11)	(1)	–	(12)	–	1		
	2008-2009	3 364	777	4	–	781	4 015	281	–	4 296	13	(138)		
EEC Trust Fund for support to enhancing regional trade and attracting new investments to Albania	2010-2011	15	–	–	–	–	–	–	–	–	–	15		
	2008-2009	323	216	–	–	216	490	34	–	524	–	15		
EEC Trust Fund for European Union Border Assistance Mission to the Republic of Moldova and Ukraine — EUBAM-5	2010-2011	246	(76)	–	–	(76)	–	–	–	–	–	170		
	2008-2009	(1 428)	17 520	2	–	17 522	14 810	1 038	–	15 848	–	246		
EEC Trust Fund to upgrade the local and urban infrastructure in northern Cyprus, phase II	2010-2011	1 859	8 859	–	–	8 859	5 989	620	–	6 609	–	4 109		
	2008-2009	–	3 207	–	–	3 207	1 124	224	–	1 348	–	1 859		
EEC Trust Fund for Support to E-Government in Bosnia and Herzegovina, phase 2	2010-2011	(18)	16	–	–	16	–	–	–	–	1	(1)		
	2008-2009	–	646	–	–	646	621	43	–	664	–	(18)		
EEC Trust Fund for Support to the Implementation of Anti-Discrimination Legislation and Mediation in Serbia	2010-2011	1 304	61	58	–	119	1 275	89	–	1 364	(59)	–		
	2008-2009	–	2 689	–	–	2 689	1 294	91	–	1 385	–	1 304		

Name of trust fund	Year	Income				Expenditure				Refunds to donors and transfers to/ from other funds — net	Fund balances as at 31 December ^a	
		Fund balances as at 1 January ^a	Trust funds		Subtrust funds	Total	Trust funds		Subtrust funds ^b			Total
			Contributions	Other			Project costs	Other				
EEC Trust Fund in Tajikistan —												
Addressing the Social Consequences of Transition in the Ferghana Valley	2010-2011	(69)	62	—	—	62	—	4	—	4	10	(1)
	2008-2009	—	640	—	—	640	668	41	—	709	—	(69)
EEC Trust Fund to Combat the Negative Effects of the Chernobyl disaster in Belarus	2010-2011	1 136	1 666	—	—	1 666	2 616	199	—	2 815	13	—
	2008-2009	—	1 381	—	—	1 381	245	—	—	245	—	1 136
EEC Trust Fund to ensure safety and security of the United Nations and humanitarian aid agencies delivering assistance and support recovery in the expanded operational areas of north Caucasus region in Russia												
	2010-2011	9	—	—	—	—	8	1	—	9	—	—
	2008-2009	—	153	—	—	153	135	9	—	144	—	9
EEC Trust Fund for Small Arms Control Programme in Bosnia and Herzegovina												
	2010-2011	184	1 588	—	—	1 588	309	22	—	331	(1 509)	(68)
	2008-2009	—	1 878	—	—	1 878	1 583	111	—	1 694	—	184
EEC Trust Fund for Return and Reintegration in Kosovo												
	2010-2011	2 427	—	—	—	—	2 061	170	—	2 231	(197)	(1)
	2008-2009	—	4 135	—	—	4 135	1 615	93	—	1 708	—	2 427
EEC Trust Fund for Support to Environment and Sustainable Development in Belarus												
	2010-2011	337	1 234	—	—	1 234	1 461	98	—	1 559	(12)	—
	2008-2009	—	778	—	—	778	408	33	—	441	—	337
EEC Trust fund for Border Management in Central Asia, Phase 7 (BOMCA 7)												
	2010-2011	1 527	4 659	—	—	4 659	4 924	366	—	5 290	—	896
	2008-2009	—	3 117	—	—	3 117	1 506	84	—	1 590	—	1 527
EEC Trust Fund for Support to Constitutional Reform in the Kyrgyz Republic, Kyrgyz Parliament												
	2010-2011	799	63	—	—	63	805	57	—	862	—	—
	2008-2009	—	2 102	—	—	2 102	1 218	85	—	1 303	—	799
EEC Trust Fund for Strengthening National Capacities for Strategic Planning and Policy Development in Bosnia												
	2010-2011	110	420	—	—	420	503	35	—	538	—	(8)
	2008-2009	—	282	—	—	282	161	11	—	172	—	110

Name of trust fund	Year	Income					Expenditure				Refunds to donors and transfers to/ from other funds — net	Fund balances as at 31 December ^a		
		Fund balances as at 1 January ^a	Trust funds			Subtrust funds	Total	Trust funds					Subtrust funds ^b	Total
			Contributions	Other				Project costs	Other					
EEC Trust fund to ensure safety and security of the United Nations and humanitarian aid agencies delivering assistance and support recovery in the expanded operational areas of the north Caucasus region in Russia	2010-2011	42	–	–	–	–	40	3	–	43	–	(1)		
	2008-2009	–	209	–	–	209	156	11	–	167	–	42		
EEC Trust Fund for mainstreaming disaster risk management into decentralization process in Kyrgyzstan: strengthening capacities of vulnerable communities, local self-government bodies and partners to address disaster risks	2010-2011	(58)	79	–	–	79	(5)	–	–	(5)	–	26		
	2008-2009	–	351	–	–	351	383	26	–	409	–	(58)		
EEC Trust Fund for support to coordination and monitoring of mine action programme in Albania for the fulfilment of the AP mine ban treaty obligations	2010-2011	222	37	–	–	37	242	18	–	260	–	(1)		
	2008-2009	–	648	–	–	648	398	28	–	426	–	222		
EEC Trust Fund Technical Assistance for Industrial Restructuring of Sanhurfa in Turkey	2010-2011	1 250	942	–	–	942	2 092	147	–	2 239	68	21		
	2008-2009	–	2 524	–	–	2 524	1 191	83	–	1 274	–	1 250		
EEC Trust Fund for Developing capacities of democratic institutions for fair electoral processes and active civil participation in Georgia	2010-2011	(47)	41	–	–	41	–	–	–	–	6	–		
	2008-2009	–	1 654	–	–	1 654	1 590	111	–	1 701	–	(47)		
EEC Trust Fund for Women and Children's Rights in Ukraine	2010-2011	731	2 575	–	–	2 575	5 290	278	–	5 568	2 624	362		
	2008-2009	–	211	–	–	211	1 026	4	–	1 030	1 550	731		

Name of trust fund	Year	Income				Expenditure				Refunds to donors and transfers to/ from other funds — net	Fund balances as at 31 December ^a	
		Fund balances as at 1 January ^a	Trust funds		Subtrust funds	Total	Trust funds		Subtrust funds ^b			Total
			Contributions	Other			Project costs	Other				
EEC Trust Fund for United Nations Drought Response Project: Emergency maize seed distribution to the victims of the drought in the Republic of Moldova	2010-2011	—	—	—	—	—	—	—	—	—	—	
	2008-2009	—	1 062	—	—	1 062	981	69	—	1 050	(12)	—
EEC Trust Fund for Strengthening Capacities for Programming and Project Fiche Preparation in Montenegro	2010-2011	(2)	—	2	—	2	—	—	—	—	—	—
	2008-2009	—	167	—	—	167	158	11	—	169	—	(2)
EEC Trust Fund for Strengthened Disaster Risk Management in Tajikistan, phase II	2010-2011	(84)	96	—	—	96	—	2	—	2	(10)	—
	2008-2009	—	373	—	—	373	429	28	—	457	—	(84)
EEC Trust Fund for Preventing, Fighting and Addressing the Social Consequences of Trafficking in Human Beings in Belarus	2010-2011	570	724	—	—	724	1 153	81	—	1 234	(59)	1
	2008-2009	—	816	—	—	816	231	15	—	246	—	570
EEC Trust Fund for Civilian Oversight of Internal Security Sector in Turkey	2010-2011	1 037	247	—	—	247	1 194	84	—	1 278	(5)	1
	2008-2009	—	3 118	—	—	3 118	1 945	136	—	2 081	—	1 037
EEC Trust Fund for Advisory Group to Armenia	2010-2011	(113)	101	—	—	101	(9)	(1)	—	(10)	1	(1)
	2008-2009	—	1 015	—	—	1 015	1 054	74	—	1 128	—	(113)
EU Border Assistance Mission to the Republic of Moldova and Ukraine	2010-2011	183	523	6	—	529	626	63	—	689	(23)	—
	2008-2009	—	14 961	—	—	14 961	13 855	923	—	14 778	—	183
EEC Trust Fund for Promoting Integrated Water Management and Fostering Transboundary Dialogue in Central Asia	2010-2011	251	924	—	—	924	1 051	59	—	1 110	—	65
	2008-2009	—	462	—	—	462	222	(11)	—	211	—	251
EEC Trust Fund for Reinforcement of Local Democracy in Bosnia and Herzegovina	2010-2011	82	1 162	—	—	1 162	1 148	80	—	1 228	(16)	—
	2008-2009	—	797	—	—	797	668	47	—	715	—	82

Name of trust fund	Year	Income					Expenditure				Refunds to donors and transfers to/ from other funds — net	Fund balances as at 31 December ^a		
		Fund balances as at 1 January ^a	Trust funds			Subtrust funds	Total	Trust funds					Subtrust funds ^b	Total
			Contributions	Other				Project costs	Other					
EEC Trust Fund for Enhancement of Living Standards in Ferghana Valley, Uzbekistan	2010-2011	363	2 836	–	–	2 836	2 985	230	–	3 215	–	(16)		
	2008-2009	–	1 500	–	–	1 500	1 083	54	–	1 137	–	363		
EEC Trust fund for Support to Strengthening the National Preventive Mechanism in accordance with the provisions of OPCAT	2010-2011	58	459	–	–	459	561	34	–	595	–	(78)		
	2008-2009	–	298	–	–	298	225	15	–	240	–	58		
EEC Trust Fund to Support early recovery efforts in Georgia	2010-2011	116	2 895	–	–	2 895	2 804	196	–	3 000	(11)	–		
	2008-2009	–	3 327	–	–	3 327	3 001	210	–	3 211	–	116		
EEC programme supporting integrated border management systems in the south Caucasus (SCIBM)	2010-2011	2 123	2 794	–	–	2 794	4 185	294	–	4 479	–	438		
	2008-2009	–	2 190	–	–	2 190	63	4	–	67	–	2 123		
Total Fund Manager: UNDP Europe and CIS	2010-2011	21 282	46 090	1 929	–	48 019	61 027	4 306	–	65 333	2 440	6 408		
	2008-2009	22 032	131 955	161	–	132 116	125 632	8 436	–	134 068	1 202	21 282		
Fund Manager: UNDP Latin America and Caribbean														
UNDP/Japan Trust Fund in Support of Reintegration Activities in Haiti	2010-2011	–	–	–	–	–	–	–	–	–	–	–		
	2008-2009	490	–	–	–	–	–	–	–	–	(490)	–		
UNDP/Spain Trust Fund for Support to Governance in Central America	2010-2011	17	–	–	–	–	–	–	–	–	–	17		
	2008-2009	16	–	1	–	1	–	–	–	–	–	17		
UNDP Trust Fund for the Implementation of the Agreement on the Resettlement of Populations Uprooted by Armed Conflict in Guatemala	2010-2011	254	–	5	–	5	–	–	–	–	(258)	1		
	2008-2009	337	–	19	–	19	99	3	–	102	–	254		
UNDP Trust Fund for Assistance to the Haitian National Police	2010-2011	60	–	3	–	3	(22)	–	–	(22)	31	116		
	2008-2009	353	–	20	–	20	313	–	–	313	–	60		

Name of trust fund	Year	Income				Expenditure				Refunds to donors and transfers to/ from other funds — net	Fund balances as at 31 December ^a	
		Fund balances as at 1 January ^a	Trust funds		Subtrust funds	Total	Trust funds		Subtrust funds ^b			Total
			Contributions	Other			Project costs	Other				
CIDA/UNDP Trust Fund for the Caribbean Project Development Facility	2010-2011	15	–	–	–	–	(4)	–	–	(4)	(19)	–
	2008-2009	1 993	(1 976)	148	–	(1 828)	(77)	(4)	–	(81)	(231)	15
UNDP/EEC Trust Fund for Support to Parliamentary and Presidential Elections in Guyana	2010-2011	91	–	–	–	–	–	–	–	–	(19)	72
	2008-2009	91	–	–	–	–	–	–	–	–	–	91
EU Component within the GLOG Observation Mission — General Elections in Guyana	2010-2011	20	–	–	–	–	–	–	–	–	(18)	2
	2008-2009	113	(100)	7	–	(93)	–	–	–	–	–	20
ECHO Trust Fund for Strengthening Capacity for Preparing Response to Disaster Situations in Haiti	2010-2011	–	–	–	–	–	–	–	–	–	–	–
	2008-2009	18	–	–	–	–	–	–	–	–	(18)	–
ECHO/Jamaica Trust Fund for Community Disaster Management Strengthening Programme	2010-2011	10	–	–	–	–	8	–	–	8	–	2
	2008-2009	4	–	–	–	–	(6)	–	–	(6)	–	10
Belgium Trust Fund in Support of the Cuba Programme for “Saneamiento Ambiental de la Bahía de la Habana”	2010-2011	78	–	–	–	–	–	–	–	–	–	78
	2008-2009	132	–	–	–	–	51	3	–	54	–	78
Belgium Trust Fund in Support of the Cuba Programmes for Housing Construction and Recovery in Old Havana	2010-2011	(2)	–	–	–	–	–	–	–	–	–	(2)
	2008-2009	–	–	–	–	–	–	–	–	–	(2)	(2)
UNDP Trust Fund for Support to Cuba for the Reconstruction and Recovery as a result of Devastation caused by Hurricane Mitchell	2010-2011	1	–	–	–	–	–	–	–	–	–	1
	2008-2009	4	–	–	–	–	–	–	–	–	(3)	1
EEC Trust Fund for Support to Social Infrastructure Project — Rehabilitation of 35.5 kms roadway from Port-Paix to Jean Rabel — Haiti	2010-2011	2	–	–	–	–	–	–	–	–	–	2
	2008-2009	84	–	–	–	–	61	3	–	64	(18)	2

Name of trust fund	Year	Income				Expenditure				Refunds to donors and transfers to/ from other funds — net	Fund balances as at 31 December ^a	
		Fund balances as at 1 January ^a	Trust funds		Subtrust funds	Total	Trust funds		Subtrust funds ^b			Total
			Contributions	Other			Project costs	Other				
Belgium Trust Fund for Support to the Programme “Réconstruction et Réhabilitation de logements à Pinar del Rio — Cuba”												
	2010-2011	—	—	—	—	—	—	—	—	—	—	
	2008-2009	89	—	1	—	1	58	2	—	60	(30)	—
EEC Trust Fund for Support to Caribbean Regional Assistance Centre												
	2010-2011	54	—	—	—	—	—	—	—	—	—	54
	2008-2009	125	—	—	—	—	(101)	(4)	—	(105)	(176)	54
EEC/ECHO Trust Fund for Radar Early Warning in the Caribbean												
	2010-2011	21	—	9	—	9	—	—	—	—	(39)	(9)
	2008-2009	21	—	—	—	—	—	—	—	—	—	21
EEC Trust Fund pour “Appui au renforcement de la société civile dans le cadre de la participation au processus de réforme de la justice pénale en Haïti”												
	2010-2011	16	27	—	—	27	—	—	—	—	—	43
	2008-2009	16	14	—	—	14	—	—	—	—	(14)	16
EEC Trust Fund for Water and Sanitation Observatory of Guatemala												
	2010-2011	5	—	—	—	—	—	—	—	—	(6)	(1)
	2008-2009	294	20	—	—	20	—	—	—	—	(309)	5
EEC Trust Fund for Support to Prevention of the Diversion of Chemical Precursors for the Scope of Drug Manufacturing in the Andean Countries												
	2010-2011	229	—	—	—	—	—	—	—	—	—	229
	2008-2009	(4)	176	1	—	177	(33)	—	—	(33)	23	229
Support to the activities of the Office of the Special Adviser of the Secretary-General for Colombia												
	2010-2011	(69)	—	—	—	—	—	—	—	—	69	—
	2008-2009	(69)	—	—	—	—	—	—	—	—	—	(69)
Programme for Democratic Development in Latin America (PRODDAL II)												
	2010-2011	5	—	—	—	—	—	—	—	—	—	5
	2008-2009	14	—	2	—	2	11	—	—	11	—	5
UNDP/EEC Trust Fund for the Project “Reserva de la Biosfera — Banados el Este Uruguay”												
	2010-2011	33	—	—	—	—	—	—	—	—	(32)	1
	2008-2009	33	—	—	—	—	—	—	—	—	—	33

Name of trust fund	Year	Income					Expenditure				Refunds to donors and transfers to/ from other funds — net	Fund balances as at 31 December ^a
		Fund balances as at 1 January ^a	Trust funds		Subtrust funds	Total	Trust funds			Total		
			Contributions	Other			Project costs	Other	Subtrust funds ^b			
EEC Trust Fund for Humanitarian Demining in Chile	2010-2011	73	–	–	–	–	–	–	–	–	(73)	–
	2008-2009	155	83	–	–	83	173	(8)	–	165	–	73
EEC Trust Fund for “Appui des élections locales, législatives et présidentielles en Haïti”	2010-2011	1	–	–	–	–	(1)	–	–	(1)	(1)	1
	2008-2009	183	641	–	–	641	784	39	–	823	–	1
EEC Trust Fund for Support to the Organization of Local, Legislative and Presidential Elections in Haiti	2010-2011	4	–	–	–	–	–	–	–	–	–	4
	2008-2009	247	513	–	–	513	720	36	–	756	–	4
EEC Trust Fund for Consolidation of Democracy and Support to Election Activities 2005 in Suriname	2010-2011	–	–	–	–	–	–	–	–	–	–	–
	2008-2009	104	2	–	–	2	–	–	–	–	(106)	–
ECHO Trust Fund for Fostering Knowledge Transfer and Replication of Best Practice in Disaster Preparedness/Risk Reduction within the Caribbean	2010-2011	86	–	–	–	–	66	20	–	86	–	–
	2008-2009	7	79	–	–	79	–	–	–	–	–	86
EEC Trust Fund for a new Agenda for Social Cohesion and Democratic Development in Latin America	2010-2011	65	–	–	–	–	–	–	–	–	(63)	2
	2008-2009	37	358	–	–	358	330	–	–	330	–	65
EEC-Ecological and financial sustainable management of the Guiana Shield Eco-region, Guyana	2010-2011	268	860	–	–	860	854	62	–	916	–	212
	2008-2009	363	1 666	1	–	1 667	1 649	113	–	1 762	–	268
EC Trust Fund for Strengthening the National Capacity for Disaster Prevention and Preparedness in the Dominican Republic	2010-2011	1 349	218	–	–	218	1 403	122	–	1 525	–	42
	2008-2009	1 489	4 449	41	–	4 490	4 336	294	–	4 630	–	1 349
EU Trust Fund for Election Observation Mission to Nicaragua	2010-2011	(31)	–	–	–	–	(29)	(2)	–	(31)	–	–
	2008-2009	964	–	–	–	–	–	–	–	–	(995)	(31)

Name of trust fund	Year	Income					Expenditure				Refunds to donors and transfers to/ from other funds — net	Fund balances as at 31 December ^a
		Fund balances as at 1 January ^a	Trust funds		Subtrust funds	Total	Trust funds			Total		
			Contributions	Other			Project costs	Other	Subtrust funds ^b			
EEC Trust Fund for Bolivia — Regional Strengthening and Disaster Risk Reduction in Major Cities in the Andean Community, Bolivia, Colombia, Ecuador, Peru and the Bolivarian Republic of Venezuela	2010-2011	—	—	—	—	—	—	—	—	—	—	—
	2008-2009	—	372	—	—	372	72	5	—	77	(295)	—
EEC-Consolidation of the Democratic Process in a Polarized Political Situation Involving Support to the National and Regional Elections in Guyana 2006	2010-2011	117	—	—	—	—	115	2	—	117	—	—
	2008-2009	271	—	—	—	—	149	5	—	154	—	117
EC Trust Fund for Conflict Prevention in Peru — development of conflict management capacities and dialogue promotion at the local level	2010-2011	92	—	—	—	—	—	—	—	—	(94)	(2)
	2008-2009	5	127	—	—	127	36	4	—	40	—	92
EC Programa de Recuperación Ambiental Comunitario para Combatir la Desertificación	2010-2011	327	266	—	—	266	560	26	—	586	—	7
	2008-2009	582	275	—	—	275	505	25	—	530	—	327
UNDP/Spain Trust Fund for Integrated and Inclusive Development	2010-2011	32 135	6 021	667	—	6 688	25 058	1 199	—	26 257	344	12 910
	2008-2009	22 400	34 522	1 746	—	36 268	23 890	2 263	—	26 153	(380)	32 135
EEC Trust Fund for compilation and dissemination of disaster preparedness tools, methodologies and lessons learned in local-level risk management in Central America	2010-2011	24	116	—	—	116	101	34	—	135	—	5
	2008-2009	239	—	4	—	4	219	—	—	219	—	24
EEC Trust Fund for Support to the Caribbean Regional Technical Assistance Centre	2010-2011	7	—	—	—	—	—	—	—	—	—	7
	2008-2009	(1)	143	3	—	146	134	4	—	138	—	7
International Commission against Impunity in Guatemala	2010-2011	7 733	30 085	119	—	30 204	29 664	2 115	—	31 779	—	6 158
	2008-2009	5 311	29 019	368	—	29 387	25 204	1 761	—	26 965	—	7 733

Name of trust fund	Year	Income				Expenditure				Refunds to donors and transfers to/ from other funds — net	Fund balances as at 31 December ^a	
		Fund balances as at 1 January ^a	Trust funds		Subtrust funds	Total	Trust funds		Subtrust funds ^b			Total
			Contributions	Other			Project costs	Other				
EC/EU Electoral Observation Mission for Legislative and Presidential Elections in Guatemala, 2007	2010-2011	—	—	—	—	—	—	—	—	—	—	
	2008-2009	1 532	458	—	—	458	1 860	130	—	1 990	—	
EEC Trust Fund for Human Development and Migration in El Salvador	2010-2011	147	822	—	—	822	905	60	—	965	4	
	2008-2009	—	609	—	—	609	432	30	—	462	147	
EEC Trust Fund for Rural Electrification Programme in the Dominican Republic based on renewable energy sources	2010-2011	277	867	—	—	867	464	28	—	492	652	
	2008-2009	—	425	—	—	425	139	9	—	148	277	
EEC Trust Fund for Implementation of a multimodal climate extreme events information system for Ecuadorian local communities	2010-2011	—	—	—	—	—	—	—	—	—	—	
	2008-2009	150	37	—	—	37	174	12	—	186	(1)	
EEC Trust Fund for Agricultural Development in Rural Belize	2010-2011	589	—	—	—	—	553	37	—	590	1	
	2008-2009	—	1 887	—	—	1 887	1 213	85	—	1 298	589	
EEC Trust Fund for dissemination of disaster preparedness tools, best practices and lessons learned in local-level risk management in Central America — Costa Rica, El Salvador, Guatemala, Honduras, Nicaragua and Panama	2010-2011	3	6	—	—	6	—	9	—	9	—	
	2008-2009	—	109	—	—	109	106	—	—	106	3	
EEC Trust Fund to Support the International Commission against Impunity in Guatemala	2010-2011	7	(36)	—	—	(36)	(27)	(2)	—	(29)	—	
	2008-2009	—	1 060	—	—	1 060	984	69	—	1 053	7	
EEC Trust Fund for building communities resilient to landslides, earthquakes and floods in the municipalities of Marale and Yorito, Honduras	2010-2011	54	90	—	—	90	130	15	—	145	(1)	
	2008-2009	—	357	—	—	357	283	20	—	303	54	

Name of trust fund	Year	Income					Expenditure				Refunds to donors and transfers to/ from other funds — net	Fund balances as at 31 December ^a		
		Fund balances as at 1 January ^a	Trust funds			Subtrust funds	Total	Trust funds					Subtrust funds ^b	Total
			Contributions	Other				Project costs	Other					
EEC Trust Fund for Nicaragua — Rehabilitación y reconstrucción en áreas afectadas por el Huracan Felix en la region autonoma del Atlántico Norte — RAAN	2010-2011	2 128	3 180	(13)	–	3 167	4 948	346	–	5 294	–	1		
	2008-2009	–	6 378	–	–	6 378	3 972	278	–	4 250	–	2 128		
EEC Trust Fund for Barbados overseas countries and territories Regional Risk Reduction Initiative — R3I	2010-2011	1 935	2 119	–	–	2 119	2 387	162	–	2 549	–	1 505		
	2008-2009	–	2 046	–	–	2 046	103	8	–	111	–	1 935		
EEC Trust Fund for strengthening the national emergency system in response to the current drought in the Paraguayan Chaco	2010-2011	13	–	–	–	–	–	–	–	–	(13)	–		
	2008-2009	–	52	–	–	52	36	3	–	39	–	13		
EEC Trust Fund for Hurricanes Fay, Gustav, Anna and Ike in Haiti — support to a joint post-disaster needs assessment and recovery planning exercise	2010-2011	45	–	–	–	–	45	1	–	46	–	(1)		
	2008-2009	–	204	–	–	204	154	5	–	159	–	45		
EU Electoral Observation Mission to El Salvador, 2009	2010-2011	859	–	–	–	–	5	–	–	5	–	854		
	2008-2009	–	3 702	–	–	3 702	2 657	186	–	2 843	–	859		
EEC programme of support for social peace and stability in areas experiencing emerging crisis in Peru	2010-2011	607	1 441	–	–	1 441	1 763	138	–	1 901	(148)	(1)		
	2008-2009	–	1 774	–	–	1 774	1 103	64	–	1 167	–	607		
EEC Trust Fund for support to the fight against the illicit accumulation and trafficking in firearms in Central America and neighbouring countries	2010-2011	3	701	–	–	701	637	45	–	682	–	22		
	2008-2009	–	572	–	–	572	532	37	–	569	–	3		

Name of trust fund	Year	Income				Expenditure				Refunds to donors and transfers to/ from other funds — net	Fund balances as at 31 December ^a	
		Fund balances as at 1 January ^a	Trust funds		Subtrust funds	Total	Trust funds		Subtrust funds ^b			Total
			Contributions	Other			Project costs	Other				
EEC Trust fund — modulo regional sobre población afrodescendiente de América Latina	2010-2011	76	—	—	—	—	76	—	—	76	—	—
	2008-2009	—	378	—	—	378	278	24	—	302	—	76
Total Fund Manager: UNDP Latin America and Caribbean	2010-2011	49 833	46 783	790	—	47 573	69 659	4 417	—	74 076	(337)	22 993
	2008-2009	38 192	90 431	2 362	—	92 793	72 603	5 504	—	78 107	(3 045)	49 833
Fund Manager: BOM												
UNDP Trust Fund for the Evaluation of UNIFEM	2010-2011	127	—	12	—	12	—	—	—	—	(99)	40
	2008-2009	128	—	(1)	—	(1)	—	—	—	—	—	127
UNDP 2001 Trust Fund	2010-2011	1 892	—	46	8	54	1 269	—	146	1 415	—	531
	2008-2009	1 782	—	94	16	110	—	—	—	—	—	1 892
UNDP/SIDA Trust Fund for Assistance to UNDP-specific Activities	2010-2011	49 649	32 014	266	—	32 280	60 572	3 681	—	64 253	(3 060)	14 616
	2008-2009	64 579	136 728	8	—	136 736	135 284	8 748	—	144 032	(7 634)	49 649
UNSECOORD Programme for the Security Coordination Structure in Iraq	2010-2011	465	—	9	—	9	—	—	—	—	(474)	—
	2008-2009	438	—	27	—	27	—	—	—	—	—	465
UNDP/Canada Trust Fund for Security Operations identified in the 2003 United Nations Flash Appeal for Iraq	2010-2011	—	—	—	—	—	—	—	—	—	—	—
	2008-2009	8	—	—	—	—	—	—	—	—	(8)	—
Trust Fund for Support of UNSECOORD for the 2002 United Nations Consolidated Inter-Agency Appeal for the North Caucasus	2010-2011	—	—	—	—	—	—	—	—	—	—	—
	2008-2009	18	—	—	—	—	—	—	—	—	(18)	—
Trust Fund for support of UNSECOORD earmarking: security of relief staff in the Democratic Republic of the Congo	2010-2011	—	—	—	—	—	—	—	—	—	—	—
	2008-2009	13	—	—	—	—	—	—	—	—	(13)	—

Name of trust fund	Year	Income					Expenditure				Refunds to donors and transfers to/ from other funds — net	Fund balances as at 31 December ^a
		Fund balances as at 1 January ^a	Trust funds		Subtrust funds	Total	Trust funds		Subtrust funds ^b	Total		
			Contributions	Other			Project costs	Other				
Trust Fund for Implementation of UNDP Business Plan	2010-2011	2 676	–	53	–	53	278	2	–	280	(2 036)	413
Initiatives 2000-2003	2008-2009	2 698	–	165	–	165	180	7	–	187	–	2 676
UNDP/United Kingdom Trust Fund on behalf of UNSECOORD Programme for the Reinforcement of Security for United Nations Operations in Iraq	2010-2011	254	–	9	–	9	–	–	–	–	–	263
	2008-2009	239	–	15	–	15	–	–	–	–	–	254
Total Fund Manager: BOM	2010-2011	55 063	32 014	395	8	32 417	62 119	3 683	146	65 948	(5 669)	15 863
	2008-2009	69 903	136 728	308	16	137 052	135 464	8 755	–	144 219	(7 673)	55 063
Fund Manager: BOM/DRPC												
UNDP Trust Fund for the Developing Countries Afflicted by Famine and Malnutrition	2010-2011	480	–	12	–	12	381	28	–	409	–	83
	2008-2009	824	–	47	–	47	360	31	–	391	–	480
Total Fund Manager: BOM/DRPC	2010-2011	480	–	12	–	12	381	28	–	409	–	83
	2008-2009	824	–	47	–	47	360	31	–	391	–	480
Fund Manager: BCPR												
UNDP Trust Fund for Crisis Post-conflict and Recovery Situations	2010-2011	2 316	–	28	–	28	–	–	–	–	(1 942)	402
	2008-2009	364	–	83	–	83	–	12	–	12	1 881	2 316
EEC Trust Fund for Strengthening Emergency Field Coordination in Afghanistan	2010-2011	–	–	–	–	–	–	–	–	–	–	–
	2008-2009	141	–	–	–	–	–	–	–	–	(141)	–
UNDP Thematic Trust Fund for Crisis Prevention and Recovery	2010-2011	118 958	199 763	3 466	–	203 229	223 473	15 575	–	239 048	18 358	101 497
	2008-2009	165 437	139 953	9 926	–	149 879	172 259	10 067	–	182 326	(14 032)	118 958
UNDP Trust Fund for Sustainable Social Development, Peace and Support to Countries in Special Situations	2010-2011	2 441	–	82	–	82	–	–	–	–	–	2 523
	2008-2009	2 618	–	159	–	159	–	283	–	283	(53)	2 441

Name of trust fund	Year	Income					Expenditure				Refunds to donors and transfers to/ from other funds — net	Fund balances as at 31 December ^a
		Fund balances as at 1 January ^a	Trust funds		Subtrust funds	Total	Trust funds			Total		
			Contributions	Other			Project costs	Other	Subtrust funds ^b			
UNDP Trust Fund for Support to Capacity Development for Reform	2010-2011	1 484	–	42	–	42	496	1	–	497	–	1 029
	2008-2009	1 960	1 314	136	–	1 450	1 765	161	–	1 926	–	1 484
EC/UNDP Collaboration to advance the post-crisis needs assessment and early recovery agendas I	2010-2011	367	34	–	–	34	324	42	–	366	–	35
	2008-2009	–	572	–	–	572	205	–	–	205	–	367
EC/UNDP Collaboration to advance the post-crisis needs assessment and early recovery agendas II	2010-2011	403	54	–	–	54	311	71	–	382	–	75
	2008-2009	–	964	–	–	964	561	–	–	561	–	403
Total Fund Manager: BCPR	2010-2011	125 969	199 851	3 618	–	203 469	224 604	15 689	–	240 293	16 416	105 561
	2008-2009	170 520	142 803	10 304	–	153 107	174 790	10 523	–	185 313	(12 345)	125 969
Fund Manager: SU/TCDC												
Perez-Guerrero Trust Fund for Economic and Technical Cooperation among Developing Countries	2010-2011	7 217	192	452	–	644	766	7	–	773	–	7 088
	2008-2009	7 019	224	505	–	729	525	6	–	531	–	7 217
UNDP/DEVNET Trust Fund for Technological Information Pilot System (TIPS)	2010-2011	160	–	(78)	–	(78)	–	–	–	–	(83)	(1)
	2008-2009	151	–	9	–	9	–	–	–	–	–	160
UNDP Trust Fund for the Promotion of South-South Cooperation	2010-2011	5 218	5 510	207	–	5 717	3 822	230	–	4 052	123	7 006
	2008-2009	4 600	2 908	269	–	3 177	2 479	80	–	2 559	–	5 218
IBSA Facility	2010-2011	11 389	6 129	406	–	6 535	5 944	486	–	6 430	–	11 494
	2008-2009	7 193	5 000	600	–	5 600	1 395	9	–	1 404	–	11 389
Total Fund Manager: SU/TCDC	2010-2011	23 984	11 831	987	–	12 818	10 532	723	–	11 255	40	25 587
	2008-2009	18 963	8 132	1 383	–	9 515	4 399	95	–	4 494	–	23 984

Name of trust fund	Year	Income				Expenditure				Refunds to donors and transfers to/ from other funds — net	Fund balances as at 31 December ^a	
		Fund balances as at 1 January ^a	Trust funds		Subtrust funds	Total	Trust funds		Subtrust funds ^b			Total
			Contributions	Other			Project costs	Other				
Fund Manager: PB												
UNDP-South Korea_MDG Trust Fund for Programming Fund-Based Cooperation	2010-2011	–	9 667	94	–	9 761	393	–	–	393	–	9 368
	2008-2009	–	–	–	–	–	–	–	–	–	–	–
UNDP Trust Fund for Action on Development Issues	2010-2011	–	–	–	–	–	–	–	–	–	–	–
	2008-2009	(1)	–	–	–	–	–	–	–	–	1	–
UNDP Millennium Trust Fund	2010-2011	281	–	–	5	5	(4)	94	(7)	83	–	203
	2008-2009	3 934	–	14	51	65	1 886	103	1 729	3 718	–	281
Fonds d'affectation spécial français	2010-2011	1 459	769	45	–	814	956	101	–	1 057	1	1 217
	2008-2009	1 261	715	79	–	794	596	–	–	596	–	1 459
Belgium Trust Fund for Enhancing Private Sector Development Assistance for Developing Countries and Promoting United Nations Reform at the Country level	2010-2011	57	–	–	–	–	15	1	–	16	–	41
	2008-2009	75	–	–	–	–	17	1	–	18	–	57
EC Trust Fund for the European Millennium Campaign against Poverty	2010-2011	2	–	–	–	–	–	–	–	–	–	2
	2008-2009	37	88	–	–	88	96	29	–	125	2	2
UNDP Trust Fund for International Partnership	2010-2011	3 787	200	1	4 009	4 210	310	21	2 501	2 832	(1 359)	3 806
	2008-2009	4 974	253	5	4 557	4 815	137	8	4 608	4 753	(1 249)	3 787
UNDP/Italy Trust Fund for Anti-Poverty Partnership Initiatives	2010-2011	2 347	–	80	–	80	28	–	–	28	–	2 399
	2008-2009	2 378	–	146	–	146	157	20	–	177	–	2 347
Total Fund Manager: PB	2010-2011	7 933	10 636	220	4 014	14 870	1 698	217	2 494	4 409	(1 358)	17 036
	2008-2009	12 658	1 056	244	4 608	5 908	2 889	161	6 337	9 387	(1 246)	7 933
Fund Manager: BRSP/Geneva												
UNDP Trust Fund for Advocacy	2010-2011	17	–	1	–	1	1	–	–	1	1	18
	2008-2009	253	–	1	–	1	46	2	–	48	(189)	17

Name of trust fund	Year	Income					Expenditure				Refunds to donors and transfers to/ from other funds — net	Fund balances as at 31 December ^a		
		Fund balances as at 1 January ^a	Trust funds			Subtrust funds	Total	Trust funds					Subtrust funds ^b	Total
			Contributions	Other				Project costs	Other					
UNDP Trust Fund for Innovative Partnerships with National Governments, Local Authorities, Private Sector, NGOs, Academic Institutions and Foundations	2010-2011	50 506	12 954	1 219	–	14 173	34 926	2 386	–	37 312	(2 061)	25 306		
	2008-2009	30 365	49 338	2 152	–	51 490	29 101	1 505	–	30 606	(743)	50 506		
Total Fund Manager: BRSP/Geneva	2010-2011	50 523	12 954	1 220	–	14 174	34 927	2 386	–	37 313	(2 060)	25 324		
	2008-2009	30 618	49 338	2 153	–	51 491	29 147	1 507	–	30 654	(932)	50 523		
Fund Manager: UNDP Arab States														
ECHO Trust Fund for Enhanced United Nations Security Operations in Support of Humanitarian Aid Efforts	2010-2011	–	–	–	–	–	–	–	–	–	–	–		
	2008-2009	1	–	–	–	–	–	–	–	–	(1)	–		
EEC Trust fund for Local Government and Country Recovery in South Sudan	2010-2011	3	–	–	–	–	–	–	–	–	–	3		
	2008-2009	572	–	–	–	–	420	31	–	451	(118)	3		
UNDP Trust Fund for Somalia	2010-2011	1 512	–	52	–	52	–	–	–	–	–	1 564		
	2008-2009	1 429	–	87	–	87	4	–	–	4	–	1 512		
EEC/Syria Trust Fund for the Project “Population and Housing Census in Syria”	2010-2011	–	–	–	–	–	1	–	–	1	–	(1)		
	2008-2009	–	–	–	–	–	–	–	–	–	–	–		
Trust Fund for Poverty Alleviation in the Arab Region	2010-2011	347	–	3	–	3	217	11	–	228	–	122		
	2008-2009	344	–	21	–	21	27	1	–	28	10	347		
UNDP Trust Fund for the Iraq Programme	2010-2011	289	–	–	–	–	–	–	–	–	–	289		
	2008-2009	289	–	–	–	–	–	–	–	–	–	289		
UNDP/Italy Trust Fund for the project “Yemen — Environment, Natural Resources and Poverty in the Socotra Archipelago”	2010-2011	–	–	–	–	–	–	–	–	–	–	–		
	2008-2009	84	–	–	–	–	–	–	–	–	(84)	–		
EEC Trust Fund for the Mediterranean Urban Waste Management Programme	2010-2011	–	–	–	–	–	–	–	–	–	–	–		
	2008-2009	(1)	–	–	–	–	–	–	–	–	1	–		

Name of trust fund	Year	Income					Expenditure				Refunds to donors and transfers to/ from other funds — net	Fund balances as at 31 December ^a
		Fund balances as at 1 January ^a	Trust funds		Subtrust funds	Total	Trust funds			Total		
			Contributions	Other			Project costs	Other	Subtrust funds ^b			
EEC (ECHO) Trust Fund for Security Operations for OLS Northern Sector in the Sudan	2010-2011	–	–	–	–	–	–	–	–	–	–	–
	2008-2009	–	–	–	–	–	–	–	–	–	–	–
Iraq/EEC (ECHO) Trust Fund for Improvement of the Living Conditions and Self-Esteem of Women Inmates	2010-2011	–	–	–	–	–	–	–	–	–	–	–
	2008-2009	6	–	–	–	–	–	–	–	–	(6)	–
Iraq/EEC (ECHO) Trust Fund for Rehabilitation of Water Treatment Plants and Water Pumping and Sewage Pumping Stations in Baghdad	2010-2011	26	–	–	–	–	–	–	–	–	(26)	–
	2008-2009	23	–	1	–	1	(2)	–	–	(2)	–	26
ICT Trust Fund for Egypt	2010-2011	1 381	2 273	59	–	2 332	1 659	38	–	1 697	1	2 017
	2008-2009	1 646	2 540	83	–	2 623	2 741	151	–	2 892	4	1 381
EEC Trust Fund for Somalia Landmine Impact Survey	2010-2011	60	–	–	–	–	–	–	–	–	(60)	–
	2008-2009	60	–	–	–	–	–	–	–	–	–	60
EEC (ECHO) Trust Fund for Enhanced United Nations Security Operation in Support of Humanitarian Aid Efforts in the Sudan	2010-2011	4	–	–	–	–	–	–	–	–	–	4
	2008-2009	8	–	–	–	–	–	–	–	–	(4)	4
ECHO Trust Fund for Improvement of the Health and Sanitary Conditions in Mosul Centre for the Elderly	2010-2011	25	–	–	–	–	–	–	–	–	–	25
	2008-2009	28	–	5	–	5	–	–	–	–	(8)	25
EEC Trust Fund for Somalia AU/United Nations Strategic Demilitarization Planning Unit	2010-2011	131	–	–	–	–	–	–	–	–	138	269
	2008-2009	131	–	–	–	–	–	–	–	–	–	131
EEC Trust Fund for Enhancement of Permanent Environmental Awareness Unit at the Ministry of Environment in Lebanon	2010-2011	1	–	60	–	60	–	–	–	–	(62)	(1)
	2008-2009	1	–	–	–	–	–	–	–	–	–	1
EEC Trust Fund for Strategic Environmental Assessment and Land Use Planning in Lebanon	2010-2011	8	(9)	–	–	(9)	–	–	–	–	–	(1)
	2008-2009	8	–	–	–	–	–	–	–	–	–	8

Name of trust fund	Year	Income				Expenditure				Refunds to donors and transfers to/ from other funds — net	Fund balances as at 31 December ^a	
		Fund balances as at 1 January ^a	Trust funds		Subtrust funds	Total	Trust funds		Subtrust funds ^b			Total
			Contributions	Other			Project costs	Other				
ECHO Trust Fund for Electoral Support Project for the Supreme Commission for Elections and Referendums in Yemen	2010-2011	1	—	—	—	—	—	—	—	—	(1)	—
	2008-2009	1	—	—	—	—	—	—	—	—	—	1
UNDP Fund for the Programme of Assistance to the Palestinian People	2010-2011	83 322	65 559	2 447	262	68 268	80 558	4 978	5 979	91 515	(1 186)	58 889
	2008-2009	86 688	106 999	4 437	545	111 981	108 643	5 653	(355)	113 941	(1 406)	83 322
EEC/Lebanon Trust Fund for LIFE-Third Countries — Technical Assistance to Reinforce Governance in Environmental Tasks	2010-2011	22	(21)	—	—	(21)	—	—	—	—	—	1
	2008-2009	17	—	1	—	1	(4)	—	—	(4)	—	22
EEC Trust Fund for Djibouti for the project “Réinsertion des déplacés à travers la (ré)construction des logements détruits et endommagés dans les zones affectées par le conflit”	2010-2011	—	—	—	—	—	—	—	—	—	—	—
	2008-2009	(397)	524	—	—	524	(4)	—	—	(4)	(131)	—
EEC/Somalia Trust Fund for Mine Action Capacity-Building and Landmine Impact Survey	2010-2011	161	—	—	—	—	—	—	—	—	—	161
	2008-2009	1	156	4	—	160	—	—	—	—	—	161
EEC Trust Fund for Rehabilitation of Sanitation Services in Baghdad	2010-2011	586	—	—	—	—	—	—	—	—	(200)	386
	2008-2009	586	—	—	—	—	—	—	—	—	—	586
EEC (European Development Fund)/Somalia Trust Fund Proposed Feasibility Study on Financial Services	2010-2011	63	—	—	—	—	—	—	—	—	—	63
	2008-2009	1	—	—	—	—	—	—	—	—	62	63
EEC/Somalia Trust Fund for Information Coverage in the Eldoret Peace Process (phases 2 and 3)	2010-2011	77	—	—	—	—	—	—	—	—	(77)	—
	2008-2009	77	—	—	—	—	—	—	—	—	—	77
EEC/Somalia Trust Fund for Enhancing Good Governance through Support to SACB Secretariat	2010-2011	125	—	—	—	—	—	—	—	—	(125)	—
	2008-2009	125	—	—	—	—	—	—	—	—	—	125

Name of trust fund	Year	Income					Expenditure				Refunds to donors and transfers to/ from other funds — net	Fund balances as at 31 December ^a
		Fund balances as at 1 January ^a	Trust funds		Subtrust funds	Total	Trust funds			Total		
			Contributions	Other			Project costs	Other	Subtrust funds ^b			
Support to Iraq reconstruction	2010-2011	58 045	24 878	1 835	–	26 713	44 590	2 772	–	47 362	(2 884)	34 512
	2008-2009	67 403	50 143	4 892	–	55 035	50 750	5 369	–	56 119	(8 274)	58 045
Emergency procurement of security and protection equipment, materials and services — Iraq	2010-2011	22	–	–	–	–	–	–	–	–	–	22
	2008-2009	22	–	–	–	–	–	–	–	–	–	22
Integrated Waste Management for the olive-oil pressing industries in Lebanon, the Syrian Arab Republic and Jordan	2010-2011	205	–	–	–	–	(1)	–	–	(1)	(206)	–
	2008-2009	228	1 518	–	–	1 518	1 451	90	–	1 541	–	205
Somalia Aid Coordination Body (SACB)	2010-2011	4	49	–	–	49	41	3	–	44	(10)	(1)
	2008-2009	4	–	–	–	–	–	–	–	–	–	4
Promoting the rights of women and children through information (Tunisia, Lebanon, Egypt)	2010-2011	6	(5)	–	–	(5)	–	–	–	–	–	1
	2008-2009	9	428	1	–	429	4	–	–	4	(428)	6
Arab Human Development Report	2010-2011	207	–	3	1	4	54	3	50	107	(49)	55
	2008-2009	805	1	8	1	10	120	10	478	608	–	207
Trust Fund for Support of Programme Activities in the Iraq Elections	2010-2011	97	–	32	–	32	–	30	–	30	–	99
	2008-2009	1 461	–	17	–	17	113	–	–	113	(1 268)	97
EEC Trust Fund for Coordination and Management of UNRC	2010-2011	–	–	–	–	–	–	–	–	–	–	–
	2008-2009	(1)	–	–	–	–	–	–	–	–	1	–
EEC Trust Fund for Somalia Joint Needs Assessment	2010-2011	2	–	–	–	–	–	–	–	–	–	2
	2008-2009	(58)	166	–	–	166	–	–	–	–	(106)	2
EEC Trust fund for Electoral Support Project for the Supreme Commission for Elections and Referendums (SCER) of Yemen	2010-2011	28	–	–	–	–	–	–	–	–	(28)	–
	2008-2009	28	–	–	–	–	–	–	–	–	–	28
EEC — Egypt FGM Free Village Model: Demonstration of Partnership	2010-2011	305	–	–	–	–	291	15	–	306	–	(1)
	2008-2009	740	1 214	–	–	1 214	1 570	79	–	1 649	–	305

Name of trust fund	Year	Income					Expenditure				Refunds to donors and transfers to/ from other funds — net	Fund balances as at 31 December ^a
		Fund balances as at 1 January ^a	Trust funds		Subtrust funds	Total	Trust funds			Total		
			Contributions	Other			Project costs	Other	Subtrust funds ^b			
EEC Trust Fund for Election Observation Mission to Lebanon	2010-2011	–	–	–	–	–	–	–	–	–	–	–
	2008-2009	1	81	–	–	81	–	–	–	–	(82)	–
EEC Trust Fund for Support to the Rule of Law and Security (ROLS) Programme for Somalia	2010-2011	41	–	–	–	–	–	–	–	–	(40)	1
	2008-2009	59	–	–	–	–	(1)	–	–	(1)	(19)	41
EEC Trust Fund for Financial Sector Development Project in Somalia	2010-2011	251	–	–	–	–	–	–	–	–	–	251
	2008-2009	26	18	–	–	18	(232)	25	–	(207)	–	251
EEC-Sudan Trust Fund for Support to the Joint Assessment Mission	2010-2011	–	–	–	–	–	–	–	–	–	–	–
	2008-2009	(1)	–	–	–	–	–	–	–	–	1	–
EEC/Sudan Trust Fund for Post-Conflict Community-based Recovery and Rehabilitation Programme	2010-2011	4 341	662	26	–	688	5 017	1 749	–	6 766	2 078	341
	2008-2009	15 834	19 926	2	–	19 928	32 077	900	–	32 977	1 556	4 341
EEC Support to Special Envoy for Gaza Withdrawal	2010-2011	163	–	541	–	541	–	–	–	–	(703)	1
	2008-2009	163	–	–	–	–	–	–	–	–	–	163
EEC Trust Fund for Secretariat Support Services for Coordination between the International Community and Somalia	2010-2011	–	–	–	–	–	–	–	–	–	–	–
	2008-2009	246	–	–	–	–	–	–	–	–	(246)	–
EEC Trust Fund for Mobilizing Palestinian Civil Society during Elections via UNDP/PAPP	2010-2011	359	–	–	–	–	355	–	–	355	–	4
	2008-2009	359	–	–	–	–	–	–	–	–	–	359
EEC Trust Fund against Anti-personnel Landmines in Somalia	2010-2011	(551)	481	63	–	544	(8)	–	–	(8)	–	1
	2008-2009	376	–	23	–	23	905	45	–	950	–	(551)
EEC Trust Fund for Interim Disarmament, Demobilization and Reintegration Programme (IDDRP) in the Sudan	2010-2011	1 401	–	–	–	–	(151)	–	–	(151)	(1 552)	–
	2008-2009	2 859	4 663	–	–	4 663	5 979	142	–	6 121	–	1 401
EEC Trust Fund for Sudan — Capacity Development for Good Aid Management	2010-2011	731	–	–	–	–	680	48	–	728	–	3
	2008-2009	462	1 143	–	–	1 143	813	61	–	874	–	731

Name of trust fund	Year	Income				Expenditure				Refunds to donors and transfers to/ from other funds — net	Fund balances as at 31 December ^a	
		Fund balances as at 1 January ^a	Trust funds		Subtrust funds	Total	Trust funds		Subtrust funds ^b			Total
			Contributions	Other			Project costs	Other				
EEC Trust Fund for Somalia — Somalia Institutional Support Project	2010-2011	(792)	1 322	–	–	1 322	–	–	–	–	(529)	1
	2008-2009	36	2 209	–	–	2 209	2 334	190	–	2 524	(513)	(792)
EEC Trust Fund for Yemen — Election Observation Mission to Yemen 2006	2010-2011	572	–	–	–	–	–	–	–	–	(570)	2
	2008-2009	578	–	–	–	–	6	–	–	6	–	572
EEC Trust Fund for Rapid Rehabilitation of Key Municipal Infrastructure for Local Service Delivery in Lebanon	2010-2011	–	–	–	–	–	–	–	–	–	–	–
	2008-2009	58	(56)	–	–	(56)	2	–	–	2	–	–
EEC Trust Fund for Somalia Emergency Budgetary Support Project	2010-2011	145	–	–	–	–	–	–	–	–	(122)	23
	2008-2009	129	–	–	–	–	(16)	–	–	(16)	–	145
EEC/Somalia Trust Fund for Emergency Technical Assistance to Somali Administrations	2010-2011	594	–	–	–	–	(182)	–	–	(182)	(776)	–
	2008-2009	1 105	761	–	–	761	1 166	106	–	1 272	–	594
EEC Trust fund for Somalia — Support Project to the Somalia Joint Needs Assessment (JNA)	2010-2011	–	–	–	–	–	–	–	–	–	–	–
	2008-2009	(3)	–	–	–	–	–	–	–	–	3	–
EEC Trust fund for Somalia — Support for Rule of Law and Security (ROLS) in Somalia	2010-2011	564	1 070	–	–	1 070	671	41	–	712	–	922
	2008-2009	614	7 384	1	–	7 385	6 850	585	–	7 435	–	564
EEC Trust fund for Sudan — Promotion of Equality, Tolerance and Peace through the Dissemination of the Comprehensive Peace Agreement and of the Transitional Legal Framework in Southern Sudan	2010-2011	36	–	–	–	–	–	–	–	–	–	36
	2008-2009	540	262	–	–	262	748	18	–	766	–	36
EEC Trust Fund for Recovery Coordination Support — Lebanon	2010-2011	26	–	–	–	–	–	–	–	–	(27)	(1)
	2008-2009	250	190	–	–	190	387	27	–	414	–	26

Name of trust fund	Year	Income					Expenditure				Refunds to donors and transfers to/ from other funds — net	Fund balances as at 31 December ^a		
		Fund balances as at 1 January ^a	Trust funds			Subtrust funds	Total	Trust funds					Subtrust funds ^b	Total
			Contributions	Other				Project costs	Other					
EEC Trust Fund for Support to the National Plan for Environmental Management in Post-conflict Sudan (NPEM)	2010-2011	—	—	—	—	—	—	—	—	—	—	—	—	
	2008-2009	1	6	—	—	6	6	—	—	6	(1)	—		
EEC Trust Fund for Strengthening Access to Justice and Confidence-Building in Kassala State and Khartoum State, Sudan	2010-2011	6	—	—	—	—	(834)	(50)	—	(884)	(834)	56		
	2008-2009	503	945	—	—	945	1 354	88	—	1 442	—	6		
EEC Trust Fund in Lebanon for Livelihoods Early Recovery at the local level	2010-2011	(1)	—	—	—	—	(12)	—	—	(12)	(11)	—		
	2008-2009	1 950	647	1	—	648	2 429	170	—	2 599	—	(1)		
EEC Trust fund in Yemen for Support to Eliminate the Impact from Mines and explosive remnants of war, phase III	2010-2011	(2)	—	—	—	—	(3)	—	—	(3)	—	1		
	2008-2009	1 075	1 247	—	—	1 247	2 172	152	—	2 324	—	(2)		
EEC Trust Fund for Iraq — Support to Law and Justice	2010-2011	(1 123)	13 009	—	—	13 009	5 898	223	—	6 121	—	5 765		
	2008-2009	—	5 333	31	—	5 364	6 233	254	—	6 487	—	(1 123)		
EEC Trust Fund for Human Rights Capacity-Building Project in Egypt	2010-2011	—	207	—	—	207	195	12	—	207	—	—		
	2008-2009	910	2 019	—	—	2 019	2 763	166	—	2 929	—	—		
EEC Trust Fund in support of Capacity-Building for the Lebanon Mine Action Center	2010-2011	504	182	—	—	182	653	40	—	693	—	(7)		
	2008-2009	448	802	—	—	802	697	49	—	746	—	504		
EEC Trust Fund for PAPP — Silwan Community Development through the establishment of the Europe House	2010-2011	19	16	—	—	16	(1)	—	—	(1)	—	36		
	2008-2009	—	330	—	—	330	299	12	—	311	—	19		
EEC Trust Fund for PAPP Governance Strategy Group Coordinator	2010-2011	42	1 435	—	—	1 435	486	37	—	523	—	954		
	2008-2009	229	196	—	—	196	358	25	—	383	—	42		
EEC Trust Fund for the Somalia Institutional Support Project	2010-2011	1 530	—	—	—	—	(1)	—	—	(1)	(1 286)	245		
	2008-2009	—	2 378	—	—	2 378	812	36	—	848	—	1 530		

Name of trust fund	Year	Income					Expenditure				Refunds to donors and transfers to/ from other funds — net	Fund balances as at 31 December ^a
		Fund balances as at 1 January ^a	Trust funds		Subtrust funds	Total	Trust funds			Total		
			Contributions	Other			Project costs	Other	Subtrust funds ^b			
EEC Trust Fund for support to the General Federation of NGOs and Foundations	2010-2011	–	52	–	–	52	49	3	–	52	–	–
	2008-2009	–	510	–	–	510	477	33	–	510	–	–
EEC Trust Fund for Providing Operational and Logistical Support to the Office of the Quartet Representative	2010-2011	156	2 030	–	–	2 030	2 046	123	–	2 169	–	17
	2008-2009	–	4 705	–	–	4 705	4 253	296	–	4 549	–	156
EEC Trust Fund for integrated support to the rehabilitation of NBC adjacent area in Lebanon	2010-2011	136	573	–	–	573	582	–	–	582	(126)	1
	2008-2009	–	2 873	–	–	2 873	2 737	–	–	2 737	–	136
EEC Trust Fund for integrated support for decentralization in Albania	2010-2011	178	4 345	–	–	4 345	1 131	79	–	1 210	–	3 313
	2008-2009	–	1 091	–	–	1 091	853	60	–	913	–	178
EC-UNDP Joint Electoral Assistance project in Yemen	2010-2011	(237)	1 637	–	–	1 637	534	107	–	641	–	759
	2008-2009	–	1 249	–	–	1 249	1 393	93	–	1 486	–	(237)
EEC Trust Fund for the Northern Border Clearance project in Jordan	2010-2011	943	632	–	–	632	1 470	105	–	1 575	–	–
	2008-2009	–	5 801	–	–	5 801	4 540	318	–	4 858	–	943
EEC Trust Fund for projet d'appui à la décentralisation et aux collectivités locales (PADCL)	2010-2011	95	100	–	–	100	181	15	–	196	–	(1)
	2008-2009	–	408	–	–	408	296	17	–	313	–	95
EEC Trust Fund for support to the Implementation of the Djibouti Agreement	2010-2011	60	–	–	–	–	22	1	–	23	(37)	–
	2008-2009	–	1 035	–	–	1 035	923	52	–	975	–	60
EEC Trust Fund for Start-up Package of Support to the Transitional Federal Institutions of Somalia	2010-2011	847	93	–	–	93	388	21	–	409	(530)	1
	2008-2009	–	4 140	–	–	4 140	3 136	157	–	3 293	–	847
EEC Trust Fund for Somali Support Secretariat	2010-2011	165	–	–	–	–	391	20	–	411	–	(246)
	2008-2009	–	1 114	4	–	1 118	908	45	–	953	–	165

Name of trust fund	Year	Income					Expenditure				Refunds to donors and transfers to/ from other funds — net	Fund balances as at 31 December ^a
		Fund balances as at 1 January ^a	Trust funds		Subtrust funds	Total	Trust funds			Total		
			Contributions	Other			Project costs	Other	Subtrust funds ^b			
EEC Trust Fund for support to human security in eastern Sudan	2010-2011	389	–	–	–	–	205	(7)	–	198	–	191
	2008-2009	–	2 073	–	–	2 073	1 513	171	–	1 684	–	389
Total Fund Manager: UNDP Arab States	2010-2011	158 653	120 570	5 121	263	125 954	147 172	10 417	6 029	163 618	(9 840)	111 149
	2008-2009	191 176	239 172	9 619	546	249 337	255 003	15 677	123	270 803	(11 057)	158 653
Fund Manager: Office of Evaluation												
UNDP Trust Fund for Capacity Development Assessment	2010-2011	426	–	8	–	8	431	22	–	453	–	(19)
	2008-2009	74	–	24	–	24	(312)	(16)	–	(328)	–	426
Germany Trust Fund for the Methodological Refinement to the strategic results framework/results-oriented annual report Concepts	2010-2011	20	–	–	–	–	–	–	–	–	(21)	(1)
	2008-2009	17	–	3	–	3	–	–	–	–	–	20
Denmark Trust Fund for the Development Effectiveness Report 2002	2010-2011	202	–	–	–	–	–	–	–	–	(202)	–
	2008-2009	77	202	–	–	202	–	–	–	–	(77)	202
Norway Trust Fund for Evaluation Office of UNDP	2010-2011	199	–	5	–	5	114	8	–	122	–	82
	2008-2009	278	406	22	–	428	484	23	–	507	–	199
Total Fund Manager: Office of Evaluation	2010-2011	847	–	13	–	13	545	30	–	575	(223)	62
	2008-2009	446	608	49	–	657	172	7	–	179	(77)	847
Fund Manager: HDRO												
German Language Edition of the Human Development Report (1994/1995)	2010-2011	–	–	–	–	–	–	–	–	–	–	–
	2008-2009	1	–	(1)	–	(1)	–	–	–	–	–	–
UNDP Trust Fund for Support to Analytical Capacity-Building for Advocating Human Development	2010-2011	34	–	1	–	1	–	–	–	–	(34)	1
	2008-2009	85	–	3	–	3	54	–	–	54	–	34

Name of trust fund	Year	Income					Expenditure				Refunds to donors and transfers to/ from other funds — net	Fund balances as at 31 December ^a
		Fund balances as at 1 January ^a	Trust funds		Subtrust funds	Total	Trust funds			Total		
			Contributions	Other			Project costs	Other	Subtrust funds ^b			
Trust Fund to Mainstream Human Development into Operational Activities	2010-2011	10	–	–	–	–	–	–	–	–	(11)	(1)
	2008-2009	36	–	1	–	1	27	–	–	27	–	10
Total Fund Manager: HDRO	2010-2011	44	–	1	–	1	–	–	–	–	(45)	–
	2008-2009	122	–	3	–	3	81	–	–	81	–	44
Fund Manager: Development Operations Coordination Office												
EEC Trust Fund for development of post-conflict needs assessment and transitional results framework												
	2010-2011	475	–	–	–	–	478	(3)	–	475	–	–
	2008-2009	–	751	–	–	751	223	53	–	276	–	475
Total Fund Manager: Development Operations Coordination Office	2010-2011	475	–	–	–	–	478	(3)	–	475	–	–
	2008-2009	–	751	–	–	751	223	53	–	276	–	475
Grand total	2010-2011	1 192 280	1 919 392	30 124	45 432	1 994 948	1 920 676	146 798	42 998	2 110 472	(25 099)	1 051 657
	2008-2009	1 377 689	2 013 243	53 319	18 401	2 084 963	2 003 909	138 191	32 391	2 174 491	(95 881)	1 192 280
						Statement I.2			Statement I.2		Statement I.2	

The accompanying notes are an integral part of the financial statements.

^a Includes regular resources, cost-sharing, management service agreements, reimbursable support services where applicable.

^b Includes UNDP support costs.

**United Nations Development Programme
Biennium 2010-2011**

Schedule 5.1. Selected Trust Funds Established by UNDP

Statement of accounts for the biennium ended 31 December 2011

(Thousands of United States dollars)

	<i>UNDP Fund for the Programme of Assistance to the Palestinian People</i>		<i>Law and Order Trust Fund for Afghanistan</i>		<i>UNDP Trust Fund for Innovative Partnerships with National Governments, Local Authorities, Private Sector, NGOs, Academic Institutions and Foundations</i>	
	<i>2010-2011</i>	<i>2008-2009</i>	<i>2010-2011</i>	<i>2008-2009</i>	<i>2010-2011</i>	<i>2008-2009</i>
Income						
Voluntary contributions	65 559	106 999	734 055	308 064	12 954	49 338
Cost-sharing contributions	–	–	–	–	–	–
Subtrust funds contributions	61	(121)	–	–	–	–
Management service agreements contributions	–	–	–	–	–	–
Subtotal	65 620	106 878	734 055	308 064	12 954	49 338
Interest income	2 637	5 103	1 344	2 566	1 262	2 293
Reimbursable support services	–	–	–	–	–	–
Other income	10	–	–	–	(43)	(141)
Total income	68 267	111 981	735 399	310 630	14 173	51 490
Expenditure						
Programme						
Regular resources	80 558	108 643	582 866	246 572	34 926	29 101
Cost-sharing	–	–	–	–	–	–
Subtrust funds	5 952	(329)	–	1	–	–
Management service agreements	–	–	–	–	–	–
Subtotal	86 510	108 314	582 866	246 573	34 926	29 101
Biennial support budget — net						
Management and administrative costs	–	–	–	–	–	–
Technical support costs	–	–	–	–	–	–

	<i>UNDP Fund for the Programme of Assistance to the Palestinian People</i>		<i>Law and Order Trust Fund for Afghanistan</i>		<i>UNDP Trust Fund for Innovative Partnerships with National Governments, Local Authorities, Private Sector, NGOs, Academic Institutions and Foundations</i>	
	<i>2010-2011</i>	<i>2008-2009</i>	<i>2010-2011</i>	<i>2008-2009</i>	<i>2010-2011</i>	<i>2008-2009</i>
UNDP support costs	5 004	5 579	26 833	10 754	2 386	1 505
Reimbursable support services costs	–	–	–	–	–	–
Subtotal	5 004	5 579	26 833	10 754	2 386	1 505
Other expenditure	–	48	–	–	–	–
Total expenditure	91 514	113 941	609 699	257 327	37 312	30 606
Excess (shortfall) of income over expenditure	(23 247)	(1 960)	125 700	53 303	(23 139)	20 884
Savings on prior biennium's obligations	–	–	–	–	–	–
Refunds to donors and transfers to/from <i>Other Funds</i>	(1 186)	(1 406)	(1 827)	1 708	(2 061)	(743)
Fund balances as at 1 January 2010	83 322	86 688	106 465	51 454	50 506	30 365
Fund balances as at 31 December 2011	58 889	83 322	230 338	106 465	25 306	50 506

**United Nations Development Programme
Biennium 2010-2011**

Schedule 5.1. Selected Trust Funds established by UNDP

Statement of accounts for the biennium ended 31 December 2011

(Thousands of United States dollars)

	<i>UNDP Fund for the Programme of Assistance to the Palestinian People</i>		<i>Law and Order Trust Fund for Afghanistan</i>		<i>UNDP Trust Fund for Innovative Partnerships with National Governments, Local Authorities, Private Sector, NGOs, Academic Institutions and Foundations</i>	
	2011	2009	2011	2009	2011	2009
Assets						
Cash	–	–	–	–	–	–
Government letters of credit and promissory notes	–	–	–	–	–	–
Investments	–	3 047	–	–	–	–
Operating funds provided to Governments	975	–	–	15 598	455	407
Operating funds provided to executing agents	840	–	–	–	1	–
Due from UNDP — regular resources	60 354	83 578	282 952	91 017	24 935	50 817
Other accounts receivable and deferred charges	–	4	–	–	115	115
Accrued interest	–	35	–	–	–	–
Other capital assets	–	–	–	–	–	–
Total assets	62 169	86 664	282 952	106 615	25 506	51 339
Liabilities						
Operating funds payable to Governments	–	–	–	–	–	–
Operating fund payable to executing agents	–	2	–	–	–	–
Unliquidated obligations	12	–	1	150	150	625
Accounts payable	268	340	52 613	–	50	208
Due to UNDP — regular resources	–	–	–	–	–	–

	<i>UNDP Fund for the Programme of Assistance to the Palestinian People</i>		<i>Law and Order Trust Fund for Afghanistan</i>		<i>UNDP Trust Fund for Innovative Partnerships with National Governments, Local Authorities, Private Sector, NGOs, Academic Institutions and Foundations</i>	
	2011	2009	2011	2009	2011	2009
Contingency reserve fund	–	–	–	–	–	–
Total liabilities	280	342	52 614	150	200	833
Reserves and fund balances						
Operational reserve	–	–	–	–	–	–
Endowment fund	3 000	3 000	–	–	–	–
Unexpended resources						
Regular resources	58 060	68 479	230 338	106 464	25 306	50 506
Cost-sharing	–	–	–	–	–	–
Subtrust funds	829	14 843	–	1	–	–
Management service agreements	–	–	–	–	–	–
Subtotal	58 889	83 322	230 338	106 465	25 306	50 506
Reimbursable support services	–	–	–	–	–	–
Total unexpended resources	58 889	83 322	230 338	106 465	25 306	50 506
Total reserves and fund balances as at 31 December	61 889	86 322	230 338	106 465	25 306	50 506
Total liabilities, reserves and fund balances	62 169	86 664	282 952	106 615	25 506	51 339

The accompanying notes are an integral part of the financial statements.

**United Nations Development Programme
Biennium 2010-2011**

Schedule 5.1. Selected trust funds established by UNDP

Statement of accounts for the biennium ended 31 December 2011

(Thousands of United States dollars)

	<i>UNDP/SIDA Trust Fund for Assistance to UNDP-specific activities</i>		<i>Trust Fund for the Global Environmental Facility (GEF)</i>		<i>Multilateral Fund for the Implementation of the Montreal Protocol</i>	
	<i>2010-2011</i>	<i>2008-2009</i>	<i>2010-2011</i>	<i>2008-2009</i>	<i>2010-2011</i>	<i>2008-2009</i>
Income						
Voluntary contributions	32 014	136 728	367 635	419 499	89 582	39 524
Cost-sharing contributions	–	–	34 825	16 364	2 157	688
Subtrust funds contributions	–	–	32 409	8 006	2 960	67
Management service agreements contributions	–	–	–	–	–	–
Subtotal	32 014	136 728	434 869	443 869	94 699	40 279
Interest income	–	–	6 114	6 717	1 363	3 421
Reimbursable support services	–	–	56 020	40 041	–	–
Other income	266	8	81	405	3 200	1 171
Total income	32 280	136 736	497 084	491 032	99 262	44 871
Expenditure						
Programme						
Regular resources	60 572	135 284	420 253	417 530	54 104	62 114
Cost-sharing	–	–	14 353	13 011	874	685
Subtrust funds	–	–	24 749	5 684	2 597	2 054
Management service agreements	–	–	–	(11)	–	–
Subtotal	60 572	135 284	459 355	436 214	57 575	64 853
Biennial support budget — net						
Management and administrative costs	–	–	(1)	(71)	893	938
Technical support costs	–	–	–	–	3 695	2 923
UNDP support costs	3 681	8 716	1 168	746	4 744	4 491

	<i>UNDP/SIDA Trust Fund for Assistance to UNDP-specific activities</i>		<i>Trust Fund for the Global Environmental Facility (GEF)</i>		<i>Multilateral Fund for the Implementation of the Montreal Protocol</i>	
	<i>2010-2011</i>	<i>2008-2009</i>	<i>2010-2011</i>	<i>2008-2009</i>	<i>2010-2011</i>	<i>2008-2009</i>
Reimbursable support services costs	–	–	51 497	43 258	–	–
Subtotal	3 681	8 716	52 664	43 933	9 332	8 352
Other expenditure	–	32	119	–	–	2
Total expenditure	64 253	144 032	512 138	480 147	66 907	73 207
Excess (shortfall) of income over expenditure	(31 973)	(7 296)	(15 054)	10 885	32 355	(28 336)
Savings on prior biennium's obligations	–	–	–	–	–	–
Refunds to donors and transfers to/from Other Funds	(3 060)	(7 634)	(3 362)	(18 002)	(40)	(177)
Fund balances as at 1 January 2010	49 649	64 579	240 969	248 086	64 665	93 178
Fund balances as at 31 December 2011	14 616	49 649	222 553	240 969	96 980	64 665

**United Nations Development Programme
Biennium 2010-2011**

Schedule 5.1. Selected Trust Funds established by UNDP

Statement of accounts for the biennium ended 31 December 2011

(Thousands of United States dollars)

	<i>UNDP/SIDA Trust Fund for Assistance to UNDP-specific activities</i>		<i>Trust Fund for the Global Environmental Facility (GEF)</i>		<i>Multilateral Fund for the Implementation of the Montreal Protocol</i>	
	<i>2011</i>	<i>2009</i>	<i>2011</i>	<i>2009</i>	<i>2011</i>	<i>2009</i>
Assets						
Cash	–	–	–	–	–	–
Government letters of credit and promissory notes	–	–	–	–	–	–
Investments	–	–	–	315 695	–	81 377
Operating funds provided to Governments	48	2 685	11 430	9 906	336	589
Operating funds provided to executing agents	195	195	3 622	1 437	–	–
Due from UNDP — regular resources	27 480	58 275	225 335	–	97 924	–
Other accounts receivable and deferred charges	19	1 102	128	137	–	(3)
Accrued interest	–	–	–	514	–	6
Other capital assets	–	–	–	–	–	–
Total assets	27 742	62 257	240 515	327 689	98 260	81 969
Liabilities						
Operating funds payable to Governments	–	222	196	805	–	18
Operating fund payable to executing agents	1 242	1 258	2 551	4 644	–	–
Unliquidated obligations	2 632	2 788	14 142	15 983	1 213	2 487
Accounts payable	617	194	1 073	1 257	67	154
Due to UNDP — regular resources	–	–	–	64 031	–	14 645
Contingency reserve fund	8 635	8 146	–	–	–	–
Total liabilities	13 126	12 608	17 962	86 720	1 280	17 304
Reserves and fund balances						
Operational reserve	–	–	–	–	–	–
Endowment fund	–	–	–	–	–	–

	<i>UNDP/SIDA Trust Fund for Assistance to UNDP-specific activities</i>		<i>Trust Fund for the Global Environmental Facility (GEF)</i>		<i>Multilateral Fund for the Implementation of the Montreal Protocol</i>	
	<i>2011</i>	<i>2009</i>	<i>2011</i>	<i>2009</i>	<i>2011</i>	<i>2009</i>
Unexpended resources						
Regular resources	14 616	49 649	94 804	146 401	86 163	58 829
Cost-sharing	–	–	45 340	24 723	2 076	841
Subtrust funds	–	–	15 088	7 052	8 741	4 995
Management service agreements	–	–	376	365	–	–
Subtotal	14 616	49 649	155 608	178 541	96 980	64 665
Reimbursable support services	–	–	66 945	62 428	–	–
Total unexpended resources	14 616	49 649	222 553	240 969	96 980	64 665
Total reserves and fund balances as at 31 December 2011	14 616	49 649	222 553	240 969	96 980	64 665
Total liabilities, reserves and fund balances	27 742	62 257	240 515	327 689	98 260	81 969

The accompanying notes are an integral part of the financial statements.

**United Nations Development Programme
Biennium 2010-2011**

Schedule 5.1. Selected Trust Funds established by UNDP

Statement of accounts for the biennium ended 31 December 2011

(Thousands of United States dollars)

	<i>UNDP Thematic Trust Fund for Democratic Governance</i>		<i>UNDP Thematic Trust Fund for Crisis Prevention and Recovery</i>		<i>Support to Iraq reconstruction</i>	
	<i>2010-2011</i>	<i>2008-2009</i>	<i>2010-2011</i>	<i>2008-2009</i>	<i>2010-2011</i>	<i>2008-2009</i>
Income						
Voluntary contributions	41 236	44 417	96 451	90 285	24 878	50 143
Cost-sharing contributions	(1 170)	15 813	103 312	49 668	–	–
Subtrust funds contributions	–	–	–	–	–	–
Management service agreements contributions	–	–	–	–	–	–
Subtotal	40 066	60 230	199 763	139 953	24 878	50 143
Interest income	1 861	2 287	3 577	9 475	1 831	4 895
Reimbursable support services	–	–	–	–	–	–
Other income	3	14	(111)	451	4	(3)
Total income	41 930	62 531	203 229	149 879	26 713	55 035
Expenditure						
Programme						
Regular resources	48 721	29 590	122 241	98 646	44 590	50 750
Cost-sharing	4 335	7 554	101 232	73 614	–	–
Subtrust funds	–	–	–	–	–	–
Management service agreements	–	–	–	–	–	–
Subtotal	53 056	37 144	223 473	172 260	44 590	50 750
Biennial support budget — net						
Management and administrative costs	–	–	–	–	–	–
Technical support costs	–	–	–	–	–	–
UNDP support costs	4 047	2 176	15 575	10 066	2 772	5 369

	<i>UNDP Thematic Trust Fund for Democratic Governance</i>		<i>UNDP Thematic Trust Fund for Crisis Prevention and Recovery</i>		<i>Support to Iraq reconstruction</i>	
	<i>2010-2011</i>	<i>2008-2009</i>	<i>2010-2011</i>	<i>2008-2009</i>	<i>2010-2011</i>	<i>2008-2009</i>
Reimbursable support services costs	-	-	-	-	-	-
Subtotal	4 047	2 176	15 575	10 066	2 772	5 369
Other expenditure	-	1	-	1	-	-
Total expenditure	57 103	39 321	239 048	182 327	47 362	56 119
Excess (shortfall) of income over expenditure	(15 173)	23 210	(35 819)	(32 448)	(20 649)	(1 084)
Savings on prior biennium's obligations	-	-	-	-	-	-
Refunds to donors and transfers to/from Other Funds	(1 503)	942	18 358	(14 032)	(2 884)	(8 274)
Fund balances as at 1 January 2010	61 278	37 126	118 957	165 437	58 045	67 403
Fund balances as at 31 December 2011	44 602	61 278	101 496	118 957	34 512	58 045

**United Nations Development Programme
Biennium 2010-2011**

Schedule 5.1. Selected Trust Funds established by UNDP

Statement of accounts for the biennium ended 31 December 2011

(Thousands of United States dollars)

	<i>UNDP Thematic Trust Fund for Democratic Governance</i>		<i>UNDP Thematic Trust Fund for Crisis Prevention and Recovery</i>		<i>Support to Iraq reconstruction</i>	
	<i>2011</i>	<i>2009</i>	<i>2011</i>	<i>2009</i>	<i>2011</i>	<i>2009</i>
Assets						
Cash	–	2	–	–	–	–
Government letters of credit and promissory notes	–	–	–	–	–	–
Investments	–	–	–	1	–	–
Operating funds provided to Governments	537	562	1 629	1 931	48	208
Operating funds provided to executing agents	14	14	1 990	264	3 383	2 870
Due from UNDP — regular resources	45 266	62 128	112 421	129 807	34 133	62 700
Other accounts receivable and deferred charges	5	(12)	122	286	13	14
Accrued interest	–	–	–	–	–	–
Other capital assets	–	–	–	–	–	–
Total assets	45 822	62 694	116 162	132 289	37 577	65 792
Liabilities						
Operating funds payable to Governments	11	26	–	31	–	–
Operating fund payable to executing agents	189	164	3 908	3 050	–	–
Unliquidated obligations	786	1 063	4 851	9 797	3 035	7 437
Accounts payable	234	163	5 907	454	30	310
Due to UNDP — regular resources	–	–	–	–	–	–

	<i>UNDP Thematic Trust Fund for Democratic Governance</i>		<i>UNDP Thematic Trust Fund for Crisis Prevention and Recovery</i>		<i>Support to Iraq reconstruction</i>	
	<i>2011</i>	<i>2009</i>	<i>2011</i>	<i>2009</i>	<i>2011</i>	<i>2009</i>
Contingency reserve fund	–	–	–	–	–	–
Total liabilities	1 220	1 416	14 666	13 332	3 065	7 747
Reserves and fund balances						
Operational reserve	–	–	–	–	–	–
Endowment fund	–	–	–	–	–	–
Unexpended resources						
Regular resources	39 112	51 211	37 725	75 475	34 512	58 045
Cost-sharing	5 490	10 067	63 771	43 482	–	–
Subtrust funds	–	–	–	–	–	–
Management service agreements	–	–	–	–	–	–
Subtotal	44 602	61 278	101 496	118 957	34 512	58 045
Reimbursable support services	–	–	–	–	–	–
Total unexpended resources	44 602	61 278	101 496	118 957	34 512	58 045
Total reserves and fund balances as at 31 December 2011	44 602	61 278	101 496	118 957	34 512	58 045
Total liabilities, reserves and fund balances	45 822	62 694	116 162	132 289	37 577	65 792

The accompanying notes are an integral part of the financial statements.

**United Nations Development Programme
Biennium 2010-2011**

Schedule 6. Reimbursable services and miscellaneous activities

Income and expenditure and fund balances for the biennium ended 31 December 2011

(Thousands of United States dollars)

	<i>Management service agreements*</i>		<i>Junior Professional Officers</i>		<i>Reserve for field accommodation</i>		<i>Reimbursable support services</i>		<i>Special activities</i>		<i>United Nations Volunteers programme^a</i>		<i>Total reimbursable support services, miscellaneous</i>	
	<i>2010-2011</i>	<i>2008-2009</i>	<i>2010-2011</i>	<i>2008-2009</i>	<i>2010-2011</i>	<i>2008-2009</i>	<i>2010-2011</i>	<i>2008-2009</i>	<i>2010-2011</i>	<i>2008-2009</i>	<i>2010-2011</i>	<i>2008-2009</i>	<i>2010-2011</i>	<i>2008-2009</i>
Income														
Contributions	217 593	731 927	101 902	100 009	–	–	–	–	113 545	115 907	67 800	63 013	500 840	1 010 856
Interest income	6 199	20 967	–	–	–	–	16 455	23 161	910	1 109	1 800	2 803	25 364	48 040
Other income	204	35	–	–	(125)	2 461	831 697	709 635	181 492	144 655	29 189	25 015	1 042 457	881 801
Total income	223 996	752 929	101 902	100 009	(125)	2 461	848 152	732 796	295 947	261 671	98 789	90 831	1 568 661	1 940 697
Expenditure														
Programme	332 481	624 358	93 822	74 555	–	–	–	–	22 784	24 849	56 283	50 339	505 370	774 101
Programme support costs	–	–	11 547	10 094	–	–	–	–	–	–	20 494	17 140	32 041	27 234
Development advisory services	–	–	–	–	–	–	–	–	13 154	12 215	–	–	13 154	12 215
Programme support to Resident Coordinator	–	–	–	–	–	–	–	–	54 509	54 272	–	–	54 509	54 272
Biennial support budget — net	–	–	–	–	1 016	1 378	729 961	609 937	219 610	178 739	23 501	19 377	974 088	809 431
Other expenditure	–	–	–	–	–	–	–	–	–	–	–	2	–	2
Total expenditure	332 481	624 358	105 369	84 649	1 016	1 378	729 961	609 937	310 057	270 075	100 278	86 858	1 579 162	1 677 255
Excess (shortfall) of income over expenditure														
	(108 485)	128 571	(3 467)	15 360	(1 141)	1 083	118 191	122 859	(14 110)	(8 404)	(1 489)	3 973	(10 501)	263 442
Savings on prior biennium's obligations	–	–	–	–	–	–	–	–	–	–	–	–	–	–
Transfer (to)/from reserves	–	–	–	–	–	–	(9 000)	(12 000)	–	–	–	–	(9 000)	(12 000)

	<i>Management service agreements*</i>		<i>Junior Professional Officers</i>		<i>Reserve for field accommodation</i>		<i>Reimbursable support services</i>		<i>Special activities</i>		<i>United Nations Volunteers programme^a</i>		<i>Total reimbursable support services, miscellaneous</i>	
	<i>2010-2011</i>	<i>2008-2009</i>	<i>2010-2011</i>	<i>2008-2009</i>	<i>2010-2011</i>	<i>2008-2009</i>	<i>2010-2011</i>	<i>2008-2009</i>	<i>2010-2011</i>	<i>2008-2009</i>	<i>2010-2011</i>	<i>2008-2009</i>	<i>2010-2011</i>	<i>2008-2009</i>
Refunds to donors and transfers (to)/from other funds	(32 765)	(4 892)	(293)	–	–	–	21 671	5 946	11 730	1 157	(1 900)	(837)	(1 557)	1 374
Fund balances as at 1 January	344 298	220 619	38 145	22 785	648	(435)	345 014	228 209	57 778	65 025	76 045	72 909	861 928	609 112
Fund balances as at 31 December	203 048	344 298	34 385	38 145	(493)	648	475 876	345 014	55 398	57 778	72 656	76 045	840 870	861 928
			Schedule 6.1		Schedule 6.2		Schedule 6.3		Schedule 6.4		Schedule 6.5		Statement I.2	

The accompanying notes are an integral part of the financial statements.

* Included in management service agreement activities are adjustments for prior bienniums; the corresponding interfund balance with UNOPS has been adjusted accordingly.

^a The activities relating to the United Nations Volunteers programme were formally included in the schedule of funds established by the General Assembly and administered by UNDP (schedule 7).

**United Nations Development Programme
Biennium 2010-2011**

Schedule 6. Concluded

Assets, liabilities and reserves and fund balances as at 31 December 2011

(Thousands of United States dollars)

	<i>Management service agreements*</i>		<i>Junior Professional Officers</i>		<i>Reserve for field accommodation</i>		<i>Reimbursable support services</i>		<i>Special activities</i>		<i>United Nations Volunteers programme^a</i>		<i>Total reimbursable support services, miscellaneous</i>	
	<i>2011</i>	<i>2009</i>	<i>2011</i>	<i>2009</i>	<i>2011</i>	<i>2009</i>	<i>2011</i>	<i>2009</i>	<i>2011</i>	<i>2009</i>	<i>2011</i>	<i>2009</i>	<i>2011</i>	<i>2009</i>
Assets														
Cash	-	-	40	3	-	-	-	(1)	-	-	-	-	40	2
Government letters of credit and promissory notes	-	-	-	-	-	-	-	-	1 939	1 659	-	-	1 939	1 659
Regular resources	-	-	-	-	-	-	-	-	-	-	-	85 257	-	85 257
Operating funds provided to Governments	-	-	-	-	-	-	-	-	108	145	-	-	108	145
Operating funds provided to executing agents	-	-	-	-	-	-	22	-	2	496	-	-	24	496
Accounts receivable and deferred charges	-	-	-	-	-	-	-	-	-	-	-	-	-	-
Due from core activities	204 179	386 002	35 186	38 632	1 681	-	603 247	464 914	55 066	59 043	88 444	1 920	987 803	950 511
Other accounts receivable and deferred charges	-	-	26	304	-	-	-	107	103	148	6	89	135	648
Accrued interest	-	-	-	-	-	-	-	-	-	-	-	504	-	504
Long-term accounts receivable	-	-	-	-	-	169	-	-	-	-	-	-	-	169
Other capital assets	-	-	-	-	-	-	-	-	-	-	-	-	-	-
Loans to Governments	-	-	-	-	806	806	-	-	-	-	-	-	806	806
Construction costs	-	-	-	-	38 873	42 918	-	-	-	-	-	-	38 873	42 918
Capitalized rehabilitation	-	-	-	-	302	578	-	-	-	-	-	-	302	578
Allowance for write-down	-	-	-	-	(9 627)	(9 627)	-	-	-	-	-	-	(9 627)	(9 627)
Total assets	204 179	386 002	35 252	38 939	32 035	34 844	603 269	465 020	57 218	61 491	88 450	87 770	1 020 403	1 074 066
Liabilities														
Operating funds payable to Governments	-	-	-	-	-	-	-	-	24	41	-	-	24	41

	<i>Management service agreements*</i>		<i>Junior Professional Officers</i>		<i>Reserve for field accommodation</i>		<i>Reimbursable support services</i>		<i>Special activities</i>		<i>United Nations Volunteers programme^a</i>		<i>Total reimbursable support services, miscellaneous</i>	
	<i>2011</i>	<i>2009</i>	<i>2011</i>	<i>2009</i>	<i>2011</i>	<i>2009</i>	<i>2011</i>	<i>2009</i>	<i>2011</i>	<i>2009</i>	<i>2011</i>	<i>2009</i>	<i>2011</i>	<i>2009</i>
Operating funds payable to executing agents	–	–	18	20	–	–	–	25	74	1	–	–	92	46
Unliquidated obligations	1 131	41 704	19	15	–	21	8 439	8 420	1 004	2 620	272	473	10 865	53 253
Accounts payable	–	–	830	759	(19)	96	1 960	3 561	718	1 051	15 522	11 254	19 011	16 721
Due to/(from) UNDP — regular resources by													–	–
Reserve for field accommodation	–	–	–	–	–	1 144	–	–	–	–	–	–	–	1 144
Junior Professional Officers programme	–	–	–	–	–	–	–	–	–	–	–	–	–	–
Agency reimbursement of construction costs	–	–	–	–	7 547	7 935	–	–	–	–	–	–	7 547	7 935
Deferred income	–	–	–	–	–	–	26	–	–	–	–	–	26	–
Reserve for medical evacuation	–	–	–	–	–	–	–	–	–	–	–	(2)	–	(2)
Total liabilities	1 131	41 704	867	794	7 528	9 196	10 425	12 006	1 820	3 713	15 794	11 725	37 565	79 138
Reserves and fund balances														
Operational reserve	–	–	–	–	–	–	116 968	108 000	–	–	–	–	116 968	108 000
Fund balance — authorized level	–	–	–	–	25 000	25 000	–	–	–	–	–	–	25 000	25 000
Special capital resources	–	–	–	–	–	–	–	–	–	–	–	–	–	–
Unexpended resources	203 048	344 298	34 385	38 145	(493)	648	475 876	345 014	55 398	57 778	72 656	76 045	840 870	861 928
Total reserves and fund balances	203 048	344 298	34 385	38 145	24 507	25 648	592 844	453 014	55 398	57 778	72 656	76 045	982 838	994 928
Total liabilities and reserves and fund balances	204 179	386 002	35 252	38 939	32 035	34 844	603 269	465 020	57 218	61 491	88 450	87 770	1 020 403	1 074 066
							Schedule 6.2	Schedule 6.3	Schedule 6.4	Schedule 6.4	Schedule 6.5	Schedule 6.5	Statement II.2	

The accompanying notes are an integral part of the financial statements.

* Included in management service agreement activities are adjustments for prior bienniums; the corresponding interfund balance with UNOPS has been adjusted accordingly.

^a The activities relating to the United Nations Volunteers programme were formally included in the schedule of funds established by the General Assembly and administered by UNDP (schedule 7).

**United Nations Development Programme
Biennium 2010-2011**

Schedule 6.1. Junior Professional Officers programme

Status of funds for the biennium ended 31 December 2011

(Thousands of United States dollars)

<i>Sources of financing</i>	<i>Balances as at 1 January 2010</i>	<i>Receipts</i>	<i>Programme</i>	<i>Programme support costs</i>	<i>Total expenditure</i>	<i>Balance as at 31 December 2011</i>
Governments						
(None)	6	–	–	2	2	4
Agence Intergouvernementale — France	(21)	–	–	–	–	(21)
Asian Development Bank	–	–	–	–	–	–
Australia	(3)	–	–	–	–	(3)
Austria	(54)	1 540	1 227	147	1 374	112
Belgium	3 712	3 130	3 275	396	3 671	3 171
Canada	274	–	244	37	281	(7)
Cape Verde	–	–	–	–	–	–
Croatia	–	–	4	1	5	(5)
Denmark	2 131	9 756	7 745	1 010	8 755	3 132
ESCAP	–	–	–	–	–	–
Finland	1 874	7 433	5 416	650	6 066	3 241
France	1 862	2 907	2 984	357	3 341	1 428
Germany	3 902	9 562	7 871	945	8 816	4 648
Greece	2 146	(549)	367	44	411	1 186
Iceland	(434)	644	188	23	211	(1)
International Maritime Organization	–	–	–	–	–	–
Ireland	293	(293)	–	–	–	–
Italy	2 431	2 036	3 486	419	3 905	562
Japan	2 125	8 019	7 192	866	8 058	2 086
Liechtenstein	141	–	141	17	158	(17)
Luxembourg	1 231	4 478	3 502	421	3 923	1 786
Monaco	–	–	–	–	–	–
Netherlands	150	8 797	7 519	1 052	8 571	376

<i>Sources of financing</i>	<i>Balances as at 1 January 2010</i>	<i>Receipts</i>	<i>Programme</i>	<i>Programme support costs</i>	<i>Total expenditure</i>	<i>Balance as at 31 December 2011</i>
Netherlands Antilles	(1)	–	(1)	–	(1)	–
Niger	(1)	(1)	(2)	–	(2)	–
Norway	1 930	5 768	4 826	573	5 399	2 299
Portugal	361	–	125	20	145	216
Republic of Korea	731	779	923	111	1 034	476
ROM-HOPE	–	–	–	1	1	(1)
Saudi Arabia	(175)	175	–	–	–	–
Spain	8 358	16 791	18 077	2 167	20 244	4 905
Spain MDG Fund	2 259	13 066	11 279	1 363	12 642	2 683
Sweden	2 483	6 255	6 455	775	7 230	1 508
Switzerland	601	675	858	103	961	315
United Nations Centre for Human Settlement Department of Economic and Social Affairs	–	–	–	–	–	–
United Nations Department of Safety and Security	(9)	–	(8)	(1)	(9)	–
United Nations Relief and Works Agency for Palestine Refugees in the Near East	–	–	–	–	–	–
UNAIDS	27	94	85	20	105	16
United Arab Emirates	23	–	15	2	17	6
United Kingdom of Great Britain and Northern Ireland	(1)	–	–	–	–	(1)
United Nations Development Programme	(207)	430	(22)	6	(16)	239
United Nations Environment Programme	–	–	–	–	–	–
United Nations Population Fund	–	117	51	20	71	46
Total	38 145	101 609	93 822	11 547	105 369	34 385
	Schedule 6				Schedule 6	

The accompanying notes are an integral part of the financial statements.

**United Nations Development Programme
Biennium 2010-2011**

Schedule 6.2. Reserve for field accommodation

Income, expenditure and fund balances for the biennium ended 31 December 2011

(Thousands of United States dollars)

	<i>Housing</i>		<i>Office premises</i>		<i>Support services related to housing loan reserve</i>		<i>Total</i>	
	<i>2010-2011</i>	<i>2008-2009</i>	<i>2010-2011</i>	<i>2008-2009</i>	<i>2010-2011</i>	<i>2008-2009</i>	<i>2010-2011</i>	<i>2008-2009</i>
Income								
Rental income	(795)	1 858	492	400	–	–	(303)	2 258
Other income	16	11	–	–	162	192	178	203
Total income	(779)	1 869	492	400	162	192	(125)	2 461
Expenditure								
Repairs and maintenance	1 016	1 378	–	–	–	–	1 016	1 378
Biennial support budget expenditure	–	–	–	–	–	–	–	–
Miscellaneous expenditure	–	–	–	–	–	–	–	–
Write-offs and miscellaneous provisions	–	–	–	–	–	–	–	–
Total expenditure	1 016	1 378	–	–	–	–	1 016	1 378
Excess (shortfall) of income over expenditure	(1 795)	491	492	400	162	192	(1 141)	1 083
Savings on prior biennium's obligations	–	–	–	–	–	–	–	–
Refunds to donors and transfers (to)/from other funds	–	–	–	–	–	–	–	–
Fund balances as at 1 January 2010	(198)	(689)	(932)	(1 332)	1 778	1 586	648	(435)
Fund balances as at 31 December 2011	(1 993)	(198)	(440)	(932)	1 940	1 778	(493)	648

Schedule 6

The accompanying notes are an integral part of the financial statements.

**United Nations Development Programme
Biennium 2010-2011**

Schedule 6.2. Reserve for field accommodation

Assets, liabilities and reserves and fund balances as at 31 December 2011

(Thousands of United States dollars)

	<i>Housing</i>		<i>Office premises</i>		<i>Support services related to housing loan reserve</i>		<i>Total</i>	
	<i>2011</i>	<i>2009</i>	<i>2011</i>	<i>2009</i>	<i>2011</i>	<i>2009</i>	<i>2011</i>	<i>2009</i>
Assets								
Accounts receivable and deferred charges								
Other accounts receivable and deferred charges	–	–	–	–	–	–	–	–
Due from/(to) UNDP — regular resources to Reserve for field accommodation	11 627	–	(11 883)	–	1 937	–	1 681	–
Long-term accounts receivable	–	169	–	–	–	–	–	169
Loans to Governments	806	806	–	–	–	–	806	806
Construction costs	13 880	16 349	24 993	26 569	–	–	38 873	42 918
Capitalized rehabilitation	302	578	–	–	–	–	302	578
Allowance for write-down	(3 627)	(3 627)	(6 000)	(6 000)	–	–	(9 627)	(9 627)
Total assets	22 988	14 275	7 110	20 569	1 937	–	32 035	34 844
Liabilities								
Unliquidated obligations	–	21	–	–	–	–	–	21
Accounts payable	(19)	87	3	12	(3)	(3)	(19)	96
Due to/(from) UNDP — regular resources by Reserve for field accommodation	–	(10 635)	–	13 554	–	(1 775)	–	1 144
Government advances for rehabilitation costs	–	–	–	–	–	–	–	–
Agency reimbursement of construction costs	–	–	7 547	7 935	–	–	7 547	7 935

	<i>Housing</i>		<i>Office premises</i>		<i>Support services related to housing loan reserve</i>		<i>Total</i>	
	<i>2011</i>	<i>2009</i>	<i>2011</i>	<i>2009</i>	<i>2011</i>	<i>2009</i>	<i>2011</i>	<i>2009</i>
Deferred income	–	–	–	–	–	–	–	–
Total liabilities	(19)	(10 527)	7 550	21 501	(3)	(1 778)	7 528	9 196
Fund balance — authorized level	25 000	25 000	–	–	–	–	25 000	25 000
Unexpended resources	(1 993)	(198)	(440)	(932)	1 940	1 778	(493)	648
Total liabilities and fund balances	22 988	14 275	7 110	20 569	1 937	–	32 035	34 844
							Schedule 6	

The accompanying notes are an integral part of the financial statements.

**United Nations Development Programme
Biennium 2010-2011**

Schedule 6.3. Reimbursable support services

Income, expenditure and fund balances for the biennium ended 31 December 2011

(Thousands of United States dollars)

	<i>Reimbursable support services related to non-UNDP activities</i>		<i>Reimbursable support services related to programme activities financed by other resources</i>		<i>Total reimbursable support services</i>	
	<i>2010-2011</i>	<i>2008-2009</i>	<i>2010-2011</i>	<i>2008-2009</i>	<i>2010-2011</i>	<i>2008-2009</i>
Income						
Interest income	751	572	15 704	22 589	16 455	23 161
Other income	268 564	218 696	563 133	490 939	831 697	709 635
Total income	269 315	219 268	578 837	513 528	848 152	732 796
Expenditure						
Biennial support budget — net	265 263	210 630	464 698	399 307	729 961	609 937
Total expenditure	265 263	210 630	464 698	399 307	729 961	609 937
Excess (shortfall) of income over expenditure	4 052	8 638	114 139	114 221	118 191	122 859
Savings on prior biennium's obligations	—	—	—	—	—	—
Transfer (to) or from reserves	—	—	(9 000)	(12 000)	(9 000)	(12 000)
Refunds to donors and transfers (to) or from other funds	20 258	7 971	1 413	(2 025)	21 671	5 946
Fund balances as at 1 January 2010	43 024	26 415	301 990	201 794	345 014	228 209
Fund balances as at 31 December 2011	67 334	43 024	408 542	301 990	475 876	345 014

Schedule 6

The accompanying notes are an integral part of the financial statements.

**United Nations Development Programme
Biennium 2010-2011**

Schedule 6.3. Reimbursable support services

Assets, liabilities and reserves and fund balances as at 31 December 2011

(Thousands of United States dollars)

	<i>Reimbursable support services related to non-UNDP activities</i>		<i>Reimbursable support services related to programme activities financed by other resources</i>		<i>Total reimbursable support services</i>	
	<i>2011</i>	<i>2009</i>	<i>2011</i>	<i>2009</i>	<i>2011</i>	<i>2009</i>
Assets						
Cash	–	(1)	–	–	–	(1)
Government letters of credit and promissory notes	–	–	–	–	–	–
Operating funds provided to Governments	–	–	–	–	–	–
Operating funds provided to executing agents	4	–	18	–	22	–
Accounts receivable and deferred charges due from core activities	71 855	48 857	531 392	416 057	603 247	464 914
Other accounts receivable and deferred charges	–	52	–	55	–	107
Other capital assets	–	–	–	–	–	–
Construction costs	–	–	–	–	–	–
Total assets	71 859	48 908	531 410	416 112	603 269	465 020
Liabilities						
Operating funds payable to Governments	–	–	–	–	–	–
Operating funds payable to executing agents	–	–	–	25	–	25
Unliquidated obligations	3 769	4 588	4 670	3 832	8 439	8 420
Accounts payable	756	1 296	1 204	2 265	1 960	3 561
Deferred income	–	–	26	–	26	–
Total liabilities	4 525	5 884	5 900	6 122	10 425	12 006
Operational reserve	–	–	116 968	108 000	116 968	108 000
Special capital resources	–	–	–	–	–	–
Unexpended resources	67 334	43 024	408 542	301 990	475 876	345 014
Total liabilities and fund balances	71 859	48 908	531 410	416 112	603 269	465 020

Schedule 6

The accompanying notes are an integral part of the financial statements.

**United Nations Development Programme
Biennium 2010-2011**

Schedule 6.4. Special activities

Income and expenditure and fund balances for the biennium ended 31 December 2011

(Thousands of United States dollars)

	<i>Support to Resident Coordinator</i>		<i>Unified coding system</i>		<i>Extrabudgetary support for special purposes</i>		<i>Disaster mitigation programme</i>		<i>Total special activities</i>	
	<i>2010-2011</i>	<i>2008-2009</i>	<i>2010-2011</i>	<i>2008-2009</i>	<i>2010-2011</i>	<i>2008-2009</i>	<i>2010-2011</i>	<i>2008-2009</i>	<i>2010-2011</i>	<i>2008-2009</i>
Income										
Contributions	52 262	44 725	–	–	59 686	69 500	1 597	1 682	113 545	115 907
Interest income	638	560	–	–	272	549	–	–	910	1 109
Other income	1 693	530	–	–	179 795	144 125	4	–	181 492	144 655
Total income	54 593	45 815	–	–	239 753	214 174	1 601	1 682	295 947	261 671
Expenditure										
Programme	–	–	–	–	22 784	24 849	–	–	22 784	24 849
Programme support to Resident Coordinator	54 509	54 272	–	–	–	–	–	–	54 509	54 272
Development advisory services	–	–	–	–	13 154	12 215	–	–	13 154	12 215
Biennial support budget — net	–	–	–	–	217 710	174 891	1 900	3 848	219 610	178 739
Total expenditure	54 509	54 272	–	–	253 648	211 955	1 900	3 848	310 057	270 075
Excess (shortfall) of income over expenditure	84	(8 457)	–	–	(13 895)	2 219	(299)	(2 166)	(14 110)	(8 404)
Savings on prior biennium's obligations	–	–	–	–	–	–	–	–	–	–
Refunds to donors and transfers (to)/from other funds	(424)	(395)	–	–	12 154	1 552	–	–	11 730	1 157
Fund balances as at 1 January 2010	10 415	19 267	–	–	47 634	43 863	(271)	1 895	57 778	65 025
Fund balances as at 31 December 2011	10 075	10 415	–	–	45 893	47 634	(570)	(271)	55 398	57 778

Schedule 6

The accompanying notes are an integral part of the financial statements.

**United Nations Development Programme
Biennium 2010-2011**

Schedule 6.4. Special activities

Assets, liabilities and fund balances as at 31 December 2011

(Thousands of United States dollars)

	<i>Support to Resident Coordinator</i>		<i>Unified coding system</i>		<i>Extrabudgetary support for special purposes</i>		<i>Disaster mitigation programme</i>		<i>Total special activities</i>	
	<i>2011</i>	<i>2009</i>	<i>2011</i>	<i>2009</i>	<i>2011</i>	<i>2009</i>	<i>2011</i>	<i>2009</i>	<i>2011</i>	<i>2009</i>
Assets										
Government letters of credit and promissory notes	–	–	–	–	1 939	1 659	–	–	1 939	1 659
Operating funds provided to Governments	–	11	–	–	108	134	–	–	108	145
Operating funds provided to executing agents	1	495	–	–	1	1	–	–	2	496
Accounts receivable and deferred charges due from core activities	10 403	11 855	(1)	(1)	45 208	47 438	(544)	(249)	55 066	59 043
Other accounts receivable and deferred charges	5	12	1	1	97	135	–	–	103	148
Total assets	10 409	12 373	–	–	47 353	49 367	(544)	(249)	57 218	61 491
Liabilities										
Operating funds payable to Governments	–	–	–	–	24	41	–	–	24	41
Operating funds payable to executing agents	–	–	–	–	74	1	–	–	74	1
Unliquidated obligations	91	1 429	–	–	913	1 191	–	–	1 004	2 620
Accounts payable	243	529	–	–	449	500	26	22	718	1 051
Deferred income	–	–	–	–	–	–	–	–	–	–
Total liabilities	334	1 958	–	–	1 460	1 733	26	22	1 820	3 713
Unexpended resources	10 075	10 415	–	–	45 893	47 634	(570)	(271)	55 398	57 778
Total liabilities and fund balances	10 409	12 373	–	–	47 353	49 367	(544)	(249)	57 218	61 491

Schedule 6

The accompanying notes are an integral part of the financial statements.

Biennium 2010-2011**Schedule 6.5. United Nations Volunteers programme****Statement of accounts for the biennium ended 31 December 2011**

(Thousands of United States dollars)

	<i>United Nations Volunteers programme</i>	
	<i>2010-2011</i>	<i>2008-2009</i>
Income		
Voluntary contributions	9 033	10 447
Cost-sharing contributions	6 365	2 328
Subtrust funds contributions	5 862	8 428
Full funding arrangements	18 872	13 523
United Nations joint ventures	27 668	28 287
Subtotal	67 800	63 013
Interest income	1 800	2 803
Reimbursable support services	29 190	24 975
Other income	(1)	40
Total income	98 789	90 831
Expenditure		
Programme		
Regular resources	13 499	10 837
Cost-sharing	5 296	3 908
Subtrust fund	9 798	8 879
Full funding arrangements	13 635	12 439
United Nations joint ventures	14 055	14 276
Subtotal	56 283	50 339
Programme support		
Regular resources	22	–
Cost-sharing	478	334
Subtrust funds	884	888
Full funding arrangements	1 260	1 146
United Nations joint ventures	17 850	14 772
Subtotal	20 494	17 140
Biennial support budget — net		
Reimbursable support services costs	23 501	19 377
Other expenditure	–	2
Total expenditure	100 278	86 858

	<i>United Nations Volunteers programme</i>	
	<i>2010-2011</i>	<i>2008-2009</i>
Excess (shortfall) of income over expenditure	(1 489)	3 973
Savings on prior biennium's obligations	–	–
Transfers to/from reserves	–	–
Refunds to donors and transfers to/from other funds	(1 900)	(837)
Fund balances as at 1 January 2010	76 045	72 909
Fund balances as at 31 December 2011	72 656	76 045

Schedule 6

**United Nations Development Programme
Biennium 2010-2011**

Schedule 6.5. United Nations Volunteers programme

Statement of accounts for the biennium ended 31 December 2011

(Thousands of United States dollars)

	<i>United Nations Volunteers programme</i>	
	<i>2011</i>	<i>2009</i>
Assets		
Cash	–	–
Investments	–	85 257
Operating funds provided to executing agents	–	–
Due from UNDP — regular resources	88 444	1 920
Other accounts receivable and deferred charges	6	89
Accrued interest	–	504
Other capital assets	–	–
Total assets	88 450	87 770
Liabilities		
Operating fund payable to executing agent	–	–
Unliquidated obligations	272	473
Accounts payable	15 522	11 254
Due to UNDP — regular resources	–	–
Reserve for medical evacuation	–	(2)
Total liabilities	15 794	11 725
Reserves and fund balances		
Unexpended resources		
Regular resources	22 645	26 506
Cost-sharing	3 496	3 135
Subtrust funds	12 801	17 583
Full funding arrangements	17 013	13 104

	<i>United Nations Volunteers programme</i>	
	<i>2011</i>	<i>2009</i>
United Nations joint ventures	(1 633)	(358)
Subtotal	54 322	59 970
Reimbursable support services	18 334	16 075
Total unexpended resources	72 656	76 045
Total reserves and fund balances, 31 December 2011	72 656	76 045
Total liabilities, reserves and fund balances	88 450	87 770
	Schedule 6	

The accompanying notes are an integral part of the financial statements.

**United Nations Development Programme
Biennium 2010-2011**

Schedule 6.6. Status of subtrust funds established by UNDP

Schedule of income, expenditure and fund balances for the biennium ended 31 December 2011

(Thousands of United States dollars)

Name of subtrust fund	Fund balances as at 1 January 2010	Income			Expenditure			Refunds to donors and transfers to/from other funds — net	Fund balances as at 31 December 2011
		Contributions	Other	Total	Project costs	Other costs	Total		
Subtrust funds — United Nations Volunteers programme									
Donor: Japan									
Asia Youth Volunteers Programme	1 208	497	38	535	459	50	509	—	1 234
Donor: Czech Republic									
Czech Republic Internship	116	326	6	332	163	14	177	60	331
Donor: Republic of Korea									
Republic of Korea Trust Fund for UNVs Training	507	500	13	513	377	28	405	—	615
Donor: France									
Government of France Support to the Development of Volunteerism	711	(238)	9	(229)	200	20	220	—	262
Donor: Netherlands									
SNV Support to the UNV programme in the Lao People's Democratic Republic (SUNV)	120	—	3	3	—	—	—	—	123
Donor: France									
White Helmut Initiative	132	699	5	704	594	55	649	—	187
Donor: Italy									
Italian national participation in UNV programme activities	740	—	10	10	449	43	492	(13)	245
Donor: Japan									
Promotion of UNV in Japan	41	—	8	8	410	40	450	632	231
Donor: Japan									
UNV Multisectorial Support for Humanitarian Assistance Peacekeeping Operation Rehabilitation	3	—	—	—	—	—	—	—	3

Name of subtrust fund	Fund balances as at 1 January 2010	Income			Expenditure			Refunds to donors and transfers to/from other funds — net	Fund balances as at 31 December 2011
		Contributions	Other	Total	Project costs	Other costs	Total		
Donor: Italy									
UNISTAR	302	350	3	353	460	46	506	13	162
Donor: Japan									
UNV Multisectorial Support for Humanitarian Assistance Peacekeeping Operations, Rehabilitation	2	—	—	—	—	—	—	—	2
Donor: Italy									
UNV Internship Scheme	1 083	987	19	1 006	1 286	129	1 415	—	674
Donor: Japan									
Japan 2000 UNV Multisectorial Support for Humanitarian Assistance Peacekeeping Operations, Rehabilitation Activities and Sustainable Human Development	25	—	1	1	—	—	—	—	26
Donor: United Kingdom									
UNV Assistance to promote community-based confidence-building measures in Georgia	2	—	—	—	—	—	—	—	2
Donor: Japan									
Residual funds	1 595	—	34	34	540	47	587	—	1 042
Donor: Japan									
Interest income	1 063	—	15	15	—	—	—	(632)	446
Donor: Japan									
UNV Multisectorial Support for Humanitarian Assistance, Peacekeeping Operations, Rehabilitation Activities and Sustainable Human Development — 2001	13	—	—	—	—	—	—	—	13
Donor: Japan									
UNV Multisectorial Support for Humanitarian Assistance, Peacekeeping Operations, Rehabilitation Activities and Sustainable Human Development — 2002	118	—	3	3	—	—	—	—	121
Donor: Japan									
UNV Multisectorial Support for Humanitarian Assistance, Peacekeeping Operations, Rehabilitation Activities and Sustainable Human Development	336	—	9	9	—	—	—	—	345

Name of subtrust fund	Fund balances as at 1 January 2010	Income			Expenditure			Refunds to donors and transfers to/from other funds — net	Fund balances as at 31 December 2011
		Contributions	Other	Total	Project costs	Other costs	Total		
Donor: Switzerland									
Swiss Agency for Development and Cooperation/MoFA — Intern Programme	150	944	9	953	597	60	657	—	446
Donor: Switzerland									
Swiss Political Affairs Division/MoFA — Intern Programme	232	300	4	304	425	43	468	—	68
Donor: Belgium									
Direction Générale de la Coopération au Développement/MoFA — Intern Programme	459	601	14	615	479	48	527	—	547
Donor: European Commission									
EU/EVs Building up regional integration and social cohesion in the Balkans	46	—	1	1	7	(11)	(4)	(12)	39
Donor: Canada									
Canada Corps/CIDA Trust fund	61	—	1	1	40	4	44	—	18
Donor: Ireland									
Irish Aid/MoFA — Intern Programme	1 539	—	25	25	945	95	1 040	47	571
Donor: Japan									
UNV Support to Tsunami Rehabilitation and Recovery in Indonesia, Sri Lanka, Maldives and Regional Initiative for Disaster Risk Management	1 134	—	32	32	(4)	—	(4)	—	1 170
Donor: Various									
UNV Generic Trust Fund for Tsunami Programme	—	—	—	—	—	—	—	—	—
Donor: Germany									
Relief, Recovery, Rehabilitation and Preparedness Support to Tsunami-affected Regions	301	—	15 2	152	(6)	(1)	(7)	(457)	3
Donor: Czech Republic									
UNV Czech Republic Tsunami Programme	60	—	1	1	—	—	—	(60)	1

Name of subtrust fund	Fund balances as at 1 January 2010	Income			Expenditure			Refunds to donors and transfers to/from other funds — net	Fund balances as at 31 December 2011
		Contributions	Other	Total	Project costs	Other costs	Total		
Donor: Japan									
Japan Trust Fund 2004 for UNV multisectorial support for activities aimed at fostering development, providing humanitarian relief and reducing poverty	721	–	14	14	383	23	406	–	329
Donor: Japan									
Japan Trust Fund 2005 for UNV multisectorial support for activities aimed at fostering development, providing humanitarian relief and reducing poverty	571	–	12	12	164	17	181	–	402
Donor: Japan									
Japan Trust Fund 2006 for UNV multisectorial support for activities aimed at fostering development, providing humanitarian relief and reducing poverty	998	–	16	16	529	32	561	–	453
Donor: Japan									
Japan Trust Fund 2007 for UNV multisectorial support for activities aimed at fostering development, providing humanitarian relief and reducing poverty	989	–	19	19	589	43	632	–	376
Donor: European Commission									
Project activities related to annual workplan of partnership agreement between EC and UNV	102	182	4	186	159	11	170	(92)	26
Donor: Japan									
Japan Trust Fund 2008 for UNV multisectorial support for activities aimed at fostering development, providing humanitarian relief and reducing poverty	2 103	–	51	51	234	19	253	(1 020)	881
Donor: Japan									
Japan Trust Fund 2009 for UNV Multi-sectorial support for activities aimed at fostering development, providing humanitarian relief and reducing poverty	–	–	11	11	72	4	76	1 020	955

<i>Name of subtrust fund</i>	<i>Fund balances as at 1 January 2010</i>	<i>Income</i>			<i>Expenditure</i>			<i>Refunds to donors and transfers to/from other funds — net</i>	<i>Fund balances as at 31 December 2011</i>
		<i>Contributions</i>	<i>Other</i>	<i>Total</i>	<i>Project costs</i>	<i>Other costs</i>	<i>Total</i>		
UNV Japan 2010 Trust Fund	–	714	10	724	247	25	272	–	452
Total	17 583	5 862	552	6 414	9 798	884	10 682	(514)	12 801
		Schedule 6.5			Schedule 6.5				

The accompanying notes are an integral part of the financial statements.

**United Nations Development Programme
Biennium 2010-2011**

Schedule 6.7. United Nations Volunteers programme

Summary of projects financed under full funding arrangements by donor Governments and institutions

(Thousands of United States dollars)

<i>Donor</i>	<i>Balances as at 1 January 2010</i>	<i>Contributions</i>	<i>Other income</i>	<i>Project costs</i>	<i>Programme support costs</i>	<i>Refunds to donors and transfers</i>	<i>Balances as at 31 December 2011</i>
Governments							
Austria	11	40	1	–	(6)	(53)	5
Belgium (phase 2)	438	3 320	8	2 875	258	(8)	625
Czech Republic	116	–	1	73	7	–	37
Denmark	257	984	4	574	54	–	617
Finland (phase 1)	796	–	5	263	25	(400)	113
Finland (phase 2)	3 875	2 132	120	2 202	207	400	4 118
Germany	99	800	5	634	45	–	225
Ireland	965	–	20	450	44	–	491
Japan (phase 2)	497	1 692	23	1 103	106	–	1 003
Luxembourg	287	1 087	3	1 214	118	–	45
Norway	1 034	78	22	397	40	–	697
Spain (phase 3)	1	–	–	–	–	–	1
Sweden (phase 2)	372	316	12	311	30	–	359
Switzerland (phase 1)	37	113	1	99	10	–	42
Spain (phase 4)	2 606	4 116	91	2 362	230	(339)	3 882
KOICA (KOREA)	831	1 202	38	568	46	–	1 457
Poland	39	–	1	2	–	–	38
France	–	2 038	26	333	27	–	1 704
Japan (AFG)	–	400	8	84	8	–	316
Support to UNDP flood response	–	400	6	–	–	–	406
Cook Islands	1	–	–	–	–	–	1
Terakoya 2007	45	–	–	1	–	(44)	–
Japan (Afghanistan Elections)	225	–	7	38	6	–	188

<i>Donor</i>	<i>Balances as at 1 January 2010</i>	<i>Contributions</i>	<i>Other income</i>	<i>Project costs</i>	<i>Programme support costs</i>	<i>Refunds to donors and transfers</i>	<i>Balances as at 31 December 2011</i>
Slovenia	95	16	3	–	–	–	114
Total	12 627	18 734	405	13 583	1 255	(444)	16 484
Institutions							
World Food Programme — Pakistan	2	–	–	–	–	–	2
APO(JPN)	23	–	1	–	–	–	24
Min de la Santé	12	–	–	–	–	–	12
NCA support to UNV East Europe	17	–	–	–	–	(17)	–
Luxembourg Devt	18	–	–	–	–	(18)	–
New Zealand AID	10	–	–	8	1	–	1
International Strategy for Disaster Reduction	(1)	–	–	–	–	–	(1)
ISDR — Kenya	22	–	1	–	–	–	23
Medicus Mundi	1	9	–	9	1	–	–
Water Aid Madagascar	9	–	–	–	–	(9)	–
UNV ad hoc FF — Fundación Solidaridad Internacional	–	18	–	17	2	–	(1)
Ad hoc arrangements	364	111	13	18	1	–	469
Total	477	138	15	52	5	(44)	529
Grand total	13 104	18 872	420	13 635	1 260	(488)	17 013

Schedule 6.5

The accompanying notes are an integral part of the financial statements.

**United Nations Development Programme
Biennium 2010-2011**

Schedule 7. Funds established by the General Assembly and administered by UNDP

Statement of accounts for the biennium ended 31 December 2011

(Thousands of United States dollars)

	<i>United Nations Development Fund for Women</i>		<i>United Nations Capital Development Fund</i>		<i>Total funds</i>	
	<i>2010-2011*</i>	<i>2008-2009</i>	<i>2010-2011</i>	<i>2008-2009</i>	<i>2010-2011*</i>	<i>2008-2009</i>
Income						
Voluntary contributions	16 084	113 183	30 197	36 120	46 281	149 303
Cost-sharing contributions	25 663	138 819	42 795	23 527	68 458	162 346
Subtrust funds contributions Schedule 7.1	2 490	116 914	14 880	19 609	17 370	136 523
Subtotal	44 237	368 916	87 872	79 256	132 109	448 172
Interest income	643	4 959	713	2 563	1 356	7 522
Reimbursable support services	1 484	14 827	4 470	6 458	5 954	21 285
Other income	(62)	6 745	1 216	1 353	1 154	8 098
Total income	46 302	395 447	94 271	89 630	140 573	485 077
Expenditure						
Programme						
Regular resources	21 128	91 576	48 944	37 776	70 072	129 352
Cost-sharing	26 958	102 080	27 041	17 168	53 999	119 248
Subtrust funds Schedule 7.1	8 785	33 873	15 287	16 469	24 072	50 342
Subtotal	56 871	227 529	91 272	71 413	148 143	298 942
Biennial support budget — net						
Management and administrative costs	11 479	15 262	—	—	11 479	15 262
Technical support costs	—	7 270	—	—	—	7 270
Reimbursable support services costs	4 550	7 844	3 313	4 763	7 863	12 607
Subtotal Schedule 7.2	16 029	30 376	3 313	4 763	19 342	35 139

	<i>United Nations Development Fund for Women</i>		<i>United Nations Capital Development Fund</i>		<i>Total funds</i>	
Other expenditure	–	–	6	223	6	223
Total expenditure	72 900	257 905	94 591	76 399	167 491	334 304
Excess (shortfall) of income over expenditure	(26 598)	137 542	(320)	13 231	(26 918)	150 773
Savings on prior biennium's obligations	–	–	–	–	–	–
Transfer to/from reserves	–	(5 510)	–	(2 000)	–	(7 510)
Refunds to donors and transfers to/from other funds	(8)	(2 141)	(207)	(1 442)	(215)	(3 583)
Fund balances as at 1 January 2010	227 637	97 746	53 053	41 282	280 690	139 028
Adjustments to reserves and fund balances	(201 031)			1 982	(201 031)	1 982
Fund balances as at 31 December 2011	–	227 637	52 526	53 053	52 526	280 690

Overview IS

* As the General Assembly decided to dissolve UNIFEM as of 2 July 2010, only January to June 2010 of UNIFEM is included.

**United Nations Development Programme
Biennium 2010-2011**

Schedule 7. Funds established by the General Assembly and administered by UNDP

Statement of accounts for the biennium ended 31 December 2011

(Thousands of United States dollars)

	<i>United Nations Development Fund for Women</i>		<i>United Nations Capital Development Fund</i>		<i>Total funds</i>		
	<i>2011</i>	<i>2009</i>	<i>2011</i>	<i>2009</i>	<i>2011</i>	<i>2009</i>	
Assets							
Cash	–	2 076	1 822	4 328	1 822	6 404	
Investments	Schedule 8	–	275 454	75 162	67 951	75 162	343 405
Loans		–	–	4 816	5 168	4 816	5 168
Operating funds provided to Governments		–	51	–	–	–	51
Operating funds provided to executing agents		–	547	789	70	789	617
Due from UNDP — regular resources		–	–	–	4 810	–	4 810
Other accounts receivable and deferred charges		–	695	831	591	831	1 286
Accrued interest		–	2 378	408	16	408	2 394
Total assets		–	281 201	83 828	82 934	83 828	364 135
Liabilities							
Operating funds payable to Governments		–	131	–	–	–	131
Operating funds payable to executing agents		–	–	718	719	718	719
Unliquidated obligations		–	5 239	21	1 495	21	6 734
Accounts payable		–	3 128	2 886	2 506	2 886	5 634
Due to UNDP — regular resources		–	25 457	3 046	–	3 046	25 457
Deferred income		–	–	31	561	31	561
Total liabilities		–	33 955	6 702	5 281	6 702	39 236
Reserves and fund balances							
Operational reserve		–	19 609	24 600	24 600	24 600	44 209
Unexpended resources							
Regular resources		–	27 373	11 929	28 257	11 929	55 630

	<i>United Nations Development Fund for Women</i>		<i>United Nations Capital Development Fund</i>		<i>Total funds</i>	
	<i>2011</i>	<i>2009</i>	<i>2011</i>	<i>2009</i>	<i>2011</i>	<i>2009</i>
Cost-sharing	–	77 548	26 491	11 091	26 491	88 639
Subtrust funds	–	103 168	10 933	11 442	10 933	114 610
Subtotal	–	208 089	49 353	50 790	49 353	258 879
Reimbursable support services	–	19 548	3 173	2 263	3 173	21 811
Total unexpended resources	–	227 637	52 526	53 053	52 526	280 690
Total reserves and fund balances as at 31 December 2011	–	247 246	77 126	77 653	77 126	324 899
Total liabilities, reserves and fund balances	–	281 201	83 828	82 934	83 828	364 135
Overview BS						

The accompanying notes are an integral part of the financial statements.

**United Nations Development Programme
Biennium 2010-2011**

Schedule 7.1. Status of subtrust funds and funds established by the General Assembly and administered by UNDP

Schedule of income, expenditure and fund balances for the biennium ended 31 December 2011

(Thousands of United States dollars)

Name of subtrust fund	Income			Expenditure			Refunds to donors and transfers to/from other funds — net	Fund balances as at 31 December 2011
	Fund balances as at 1 January 2010	Contributions	Other	Total	Project costs	Other costs		
Fund Manager: UNCDF								
1. United Nations Capital Development Fund								
Donor: MDTF								
Pass Through MDTF (AA) Trust Fund	—	65	2	67	—	—	—	67
Donor: Spain								
MDG NIC Water & Sanitati	—	148	—	148	388	—	388	244
Donor: Norway								
Environmental Guidelines Conference	—	—	—	—	—	—	—	—
Donor: Netherlands								
Grameen Deep Tubewell Irrigation Project	—	—	—	—	—	—	—	—
Donor: Norway								
Production of School Furniture	—	—	—	—	—	—	—	—
Donor: Switzerland								
Suspension Bridges (Phase II)	—	—	—	—	—	—	—	—
Donor: Switzerland								
Suspension Bridges (Phase III)	—	—	—	—	—	—	—	—
Donor: Belgium								
Irrigated Agriculture in Farfar Plain	—	—	—	—	—	—	—	—
Donor: Netherlands								
Wholesale Fruit and Vegetable Market in Al Husainiah	—	—	—	—	—	—	—	—
Donor: Belgium								
Amenagement et Gestion des Terroirs de la Plaine Seno — Gondo	—	—	—	—	—	—	—	—

Name of subtrust fund	Income			Expenditure			Refunds to donors and transfers to/from other funds — net	Fund balances as at 31 December 2011	
	Fund balances as at 1 January 2010	Contributions	Other	Total	Project costs	Other costs			Total
Donor: Australia									
Rural Infrastructure Development Fund* Phase I	—	—	—	—	—	—	—	—	
Donor: Belgium									
D'appui aux communes rurales ducerle de Tombouctou — Mali	—	—	—	—	—	—	—	—	
Donor: Netherlands									
Support to Decentralized Planning and Finance in Nampula	—	—	—	—	—	—	—	—	
Donor: Belgium									
Projet d'Appui au Developpement Local de la Region de Mayahi	1	—	(1)	(1)	—	—	—	—	
Donor: Belgium									
Projet d'Appui au Developpement Local de la Region de N'guigmi	1	—	—	—	—	—	—	1	
Donor: World Bank									
Partnership Agreement between IBRD for the Consultative Group to Assist the Poorest and UNCDF	—	—	—	—	—	—	—	—	
Donor: Belgium									
Anseba Local Development Fund	466	—	4	4	—	—	—	470	
Donor: Luxembourg									
Programme d'appui à la decentralization en milieu rural	190	—	1	1	—	—	—	191	
Donor: Luxembourg									
Project d'appui aux Communes Rurales de Mopti	(1)	—	—	—	—	—	—	(1)	
Donor: Belgium									
Appui au développement Communal et aux Initiatives	(2)	—	—	—	—	—	—	(2)	
Donor: Japan									
District Development Programme 2 — Gender-Mainstreaming Component	—	—	1	1	110	—	110	229	120

Name of subtrust fund	Income			Expenditure			Refunds to donors and transfers to/from other funds — net	Fund balances as at 31 December 2011
	Fund balances as at 1 January 2010	Contributions	Other	Total	Project costs	Other costs		
Donor: DFID								
Support to follow-up of 1999 External Evaluation	—	—	—	—	—	—	—	—
Donor: Belgium								
Projet de Développement des Ressources Agro-pastorales de la Province du Namentenga au Burkina Faso (PAPNA)	63	—	—	—	—	—	(63)	—
Donor: CGAP (Consultative Group to Assist the Poor)								
Joint Donor Training Initiative	141	—	—	—	—	—	(142)	(1)
Donor: FBS								
Belgium — Independent Impact Assessment	—	—	—	—	—	—	—	—
Donor: UNFIP								
International Year of Microcredit 2005	106	—	1	1	(1)	—	(107)	1
Donor: Various								
IMIS closed trust fund projects	—	—	—	—	—	—	—	—
Donor: FBS								
Belgium — Projet d'appui au développement communautaire en province de Byumba — Rwanda	412	—	2	2	131	—	131	283
Donor: Luxembourg								
Mali project	226	—	1	1	164	—	164	74
Donor: Luxembourg								
Fond d'appui à la Gouvernance Environnementale Locale — Fagel	—	—	—	—	—	—	—	—
Donor: France								
Projet d'appui à la decentralization et au développement Local — Mauritanie	577	—	3	3	314	—	314	266
Donor: France								
Projet d'appui à la commune Urbaine de Diffa — Niger	222	—	1	1	87	—	87	136

Name of subtrust fund	Income			Expenditure			Refunds to donors and transfers to/from other funds — net	Fund balances as at 31 December 2011	
	Fund balances as at 1 January 2010	Contributions	Other	Total	Project costs	Other costs			Total
Donor: CIDA									
Canada — Appui à la Gouvernance Locale dans le département du Nord-Est en Haiti	79	2 733	5	2 738	2 654	—	2 654	—	163
Donor: FBS									
Belgium – Collectivités Territoriales et Développement local à Tombouctou et a Mopti — Mali CTDL	1 020	1 203	8	1 211	1 577	—	1 577	63	717
Donor: Austria									
Uganda project Activity	—	—	—	—	—	—	—	—	—
Donor: IFAD									
GM Activity	—	—	—	—	—	—	—	—	—
Donor: Luxembourg									
United Nations advisory group	22	—	—	—	—	—	—	(21)	1
Donor: UNFIP									
United Nations advisory group	166	—	1	1	—	—	—	(167)	—
Donor: Belgium Survival Fund									
Evaluation	52	—	—	—	49	—	49	—	3
Donor: Switzerland									
Contributions to Dakar Conference	(1)	—	—	—	—	—	—	—	(1)
Donor: Sweden									
United Nations advisory group	22	—	—	—	—	—	—	—	22
Donor: Spain									
Spain MDG — Nicaragua	171	471	1	472	385	—	385	(244)	14
Donor: Bill and Melinda Gates Foundation									
LDC Fund SVG MKT LDRS FIPA	5 733	7 200	57	7 257	6 164	—	6 164	—	6 826
Donor: Belgium Survival Fund									
Projet d'appui à la décentralisation, à la deconcentration et au développement économique local au Bénin	1 128	1 824	5	1 829	2 295	—	2 295	—	662

Name of subtrust fund	Income			Expenditure			Refunds to donors and transfers to/from other funds — net	Fund balances as at 31 December 2011	
	Fund balances as at 1 January 2010	Contributions	Other	Total	Project costs	Other costs			Total
Donor: Belgium Survival Fund									
Programme d'appui au développement économique local	648	1 236	3	1 239	970	—	970	—	917
Subtotal	11 442	14 880	95	14 975	15 287	—	15 287	(197)	10 933
				Schedule 7					Schedule 7
Fund Manager: UNIFEM									
2. United Nations Development Fund for Women									
EIDHR/2009/227									
831 Renforcement de la société civile mauritanienne pour la prise en charge des femmes et filles viellanes de violence									
	—	73	—	73	—	—	—	—	73
Donor: Japan									
Contribution to the Centre for Social Development and Humanitarian Affairs	9	—	—	—	—	—	—	—	9
Donor: Various									
Trust Fund for the Elimination of Violence against Women	37 717	2 381	—	2 381	4 632	—	4 632	5	35 471
Donor: Belgium									
Strengthening Economic Governance: Applied Gender Analysis to Government Budgets	1	—	—	—	—	—	—	—	1
Donor: EEC									
Local Level Gender Responsive Budget Initiative	2	—	—	—	—	—	—	—	2
Donor: EU									
From Beijing+10 to the Review of the Millennium Declaration	1	—	—	—	—	—	—	—	1
Donor: Sweden									
Capacity-Building Support for Women's Peace Activities in Burundi	—	—	—	—	—	—	—	—	—
Donor: Belgium									
African Women for Conflict Resolution and Peace (Phase II): Engendering the Mainstream Peacebuilding and Mediation Processes in Burundi	—	—	—	—	—	—	—	—	—

Name of subtrust fund	Income			Expenditure			Refunds to donors and transfers to/from other funds — net	Fund balances as at 31 December 2011	
	Fund balances as at 1 January 2010	Contributions	Other	Total	Project costs	Other costs			Total
Donor: Netherlands									
African Women for Conflict Resolution and Peace (Phase II): Engendering the Mainstream Peacebuilding and Mediation Processes in Eastern and Central Africa	—	—	—	—	(2)	—	(2)	—	2
Donor: Denmark									
Credit Scheme for Productive Activities of Women in the United Republic of Tanzania	—	—	—	—	—	—	—	—	—
Donor: Sweden									
United Nations Consolidated Inter-Agency Appeal for Persons Affected by the Crisis in Rwanda	—	—	—	—	—	—	—	—	—
Donor: Sweden									
Support to the United Nations Inter-agency Appeals for Somalia 2002 — Enhancing Civil Protection in Somalia	1	—	—	—	—	—	—	—	1
Donor: Belgium									
Support to the Afghan Ministry of Women's Affairs	365	—	—	—	(4)	—	(4)	—	369
Donor: EEC									
Post-Beijing Follow-up Phase II	—	—	—	—	—	—	—	—	—
Donor: EEC									
Assistance Programme for Women's Empowerment in Lebanon, Reproductive Health and Economic Empowerment	—	—	—	—	—	—	—	—	—
Donor: EEC									
Post-Beijing follow-up in Western Asia	—	—	—	—	—	—	—	—	—
Donor: UNFIP									
Say No to Violence against Women Internet Initiative	118	—	—	—	17	—	17	—	101
Donor: Sweden									
Women — Environment and Development	—	—	—	—	—	—	—	—	—

Name of subtrust fund	Income			Expenditure			Refunds to donors and transfers to/from other funds — net	Fund balances as at 31 December 2011
	Fund balances as at 1 January 2010	Contributions	Other	Total	Project costs	Other costs		
Donor: EEC								
EU Trust Fund in Senegal	—	—	—	—	—	—	—	—
Donor: EEC								
Building Capacity and Improving Accountability for Gender Equality in Development, Peace and Security	502	—	—	—	370	—	370	132
Donor: EEC								
Aid Effectiveness Agenda: Promotion of the empowerment of women and girls in the context of sexual and reproductive health, violence against women and HIV/AIDS	2	36	—	36	—	—	—	38
Donor: EEC								
Promotion of empowerment of women and girls in developing countries through introduction of health technologies and debate on HPV vaccine against cervical cancer	7	—	—	—	—	—	—	7
Donor: EEC								
Gender Responsive Budgeting in aid-effectiveness agenda	1 423	—	(10)	(10)	256	—	256	1 157
Donor EEC: Gender equality								
HIV/AIDS	408	—	—	—	250	—	250	158
Donor: EEC								
Gender Support in Zimbabwe	95	—	—	—	48	—	48	47
Donor: Spain/Norway								
Gender Equality fund	62 512	—	—	—	3 218	—	3 218	59 294
Donor: Belgium								
Promoting Women's Role in Peacebuilding and Dialogue in Northern Iraq	5	—	—	—	—	—	—	5
Subtotal	103 168	2 490	(10)	2 480	8 785	—	8 785	96 868

Name of subtrust fund	Fund balances as at 1 January 2010	Income			Expenditure			Refunds to donors and transfers to/from other funds — net	Fund balances as at 31 December 2011
		Contributions	Other	Total	Project costs	Other costs	Total		
Adjustments to reserves and fund balances	-	-	-	-	-	-	-	-	(96 868)
		Schedule 7			Schedule 7				Schedule 7
Total subtrust funds before adjustments	114 610	17 370	85	17 455	24 072	-	24 072	(192)	107 801
Adjustments to reserves and fund balances	-	-	-	-	-	-	-	-	(96 868)
Total subtrust funds									10 933

The accompanying notes are an integral part of the financial statements.

**United Nations Development Programme
Biennium 2010-2011**

Schedule 7.2. Funds established by the General Assembly and administered by UNDP

Biennial support budget for the six months ended 30 June 2010

(Thousands of United States dollars)

	<i>1 January-30 June 2010</i>					<i>Unencumbered balance 30 June 2010</i>	<i>Expenditure 2008-2009</i>
	<i>Revised appropriations 1 January-30 June 2010</i>	<i>Disbursements</i>	<i>Unliquidated obligations</i>	<i>Total</i>			
United Nations Development Fund for Women							
Biennial support budget	8 175	11 479	–	11 479	(3 304)	22 532	
Reimbursable support services costs	1 775	3 615	935	4 550	(2 775)	7 844	
Total	9 950	15 094	935	16 029	(6 079)	30 376	
				Schedule 7		Schedule 7	

The accompanying notes are an integral part of the financial statements.

**United Nations Development Programme
Biennium 2010-2011**

Schedule 8. Investments as at 31 December 2011

(Thousands of United States dollars)

	<i>2011</i>	<i>2009</i>
Regular resources (excluding after-service health insurance)		
Interest-bearing current accounts	20 838	60 426
Time deposit	169 003	343 768
Certificates of deposit/commercial paper/bank	439 851	779 486
Bond/note (callable)	4 021 458	3 365 202
Other investments	–	–
Money market	264 228	543 582
Sweep investments	55 530	43 429
Total	4 970 908	5 135 893
Regular resources — reserve for after-service health insurance		
Interest-bearing current accounts	–	–
Time deposit	–	61 000
Certificates of deposit/commercial paper/bank	–	–
Bond/note (callable)	433 091	305 737
Other investments	–	–
Money market	20 133	6 539
Sweep investments	–	–
Total	453 224	373 276
Total regular resources	Statement II.1 5 424 132	5 509 169
United Nations Volunteers programme		
Interest-bearing current accounts	–	–
Time deposit	–	40 000
Certificates of deposit/commercial paper/bank	–	14 993
Bond/note (callable)	–	17 301
Other investments	–	–

	2011	2009
Money market	–	12 963
Sweep investments	–	–
Total	–	85 257
Trust funds		
Trust Fund for the Global Environment Facility (GEF)		
Interest-bearing current accounts	–	2
Time deposit	–	147 300
Certificates of deposit/commercial paper/bank	–	114 966
Bond/note (callable)	–	20 272
Other investments	–	–
Money market	–	33 155
Sweep investments	–	–
Total	Schedule 5.1	315 695
Multilateral Fund for the Implementation of the Montreal Protocol		
Interest-bearing current accounts	–	6
Time deposit	–	25 000
Certificates of deposit/commercial paper/bank	–	49 991
Bond/note (callable)	–	–
Other investments	–	–
Money market	–	6 380
Sweep investments	–	–
Total	Schedule 5.1	81 377
UNDP Fund for the Programme of Assistance to the Palestinian People		
Interest-bearing current accounts	–	3
Time deposit	–	–
Certificates of deposit/commercial paper/bank	–	–
Bond/note (callable)	–	2 863
Other investments	–	–

	2011	2009
Money market	–	181
Sweep investments	–	–
Total	–	3 047
Perez-Guerrero Trust Fund for Economic and Technical Cooperation among Developing Countries		
Interest-bearing current accounts	–	164
Time deposit	–	–
Certificates of deposit/commercial paper/bank	–	–
Bond/note (callable)	6 917	6 699
Other investments	–	–
Money market	81	207
Sweep investments	–	–
Total	6 998	7 070
Total trust funds	6 998	407 189
	Statement II.2	
United Nations Capital Development Fund		
Interest-bearing current accounts	–	–
Time deposit	–	–
Certificates of deposit/commercial paper/bank	–	50 000
Bond/note (callable)	40 513	–
Other investments	–	–
Money market	34 649	17 951
Sweep investments	–	–
Total	75 162	67 951
United Nations Development Fund for Women		
Interest-bearing current accounts	–	–
Time deposit	–	75 000
Certificates of deposit/commercial paper/bank	–	–
Bond/note (callable)	–	168 776

		2011	2009
Other investments		-	-
Money market		-	31 678
Sweep investments		-	-
Total	Schedule 7	-	275 454
Total funds		75 162	343 405
Overview BS			

The accompanying notes are an integral part of the financial statements.

Notes to the financial statements

Note 1

Mission statement

The United Nations Development Programme (UNDP) is part of the United Nations and upholds the vision of the Charter of the United Nations. It is committed to the principle that development is inseparable from the quest for peace and human security and that the United Nations must be a strong force for development as well as peace.

The mission of UNDP is to help countries in their efforts to achieve sustainable human development by assisting them to build their capacity to design and carry out development programmes in the areas of poverty eradication, employment creation and sustainable livelihoods, the empowerment of women and the protection and regeneration of the environment, giving first priority to poverty eradication.

UNDP also acts to help the United Nations family to become a unified and powerful force for sustainable human development and works to strengthen international cooperation for sustainable human development.

UNDP, at the request of Governments and in support of its areas of focus, assists in building capacity for good governance, popular participation, private and public sector development and growth with equity, stressing that national plans and priorities constitute the only viable frame of reference for the national programming of operational activities for development within the United Nations system.

UNDP resident representatives normally serve as resident coordinators of the operational activities of the United Nations system, supporting, at the request of Governments, the coordination of development and humanitarian assistance. Resident coordinators also help to orchestrate the full intellectual and technical resources of the United Nations system in support of national development.

UNDP strives to be an effective development partner for the United Nations relief agencies, working to sustain livelihoods while they seek to sustain lives. It acts to help countries to prepare for, avoid and manage complex emergencies and disasters.

UNDP draws on expertise from around the world, including from developing countries, United Nations specialized agencies, civil society organizations and research institutes.

UNDP supports South-South cooperation by actively promoting the exchange of experiences among developing countries.

UNDP supports, within its areas of focus, technology transfer, adaptation, and access to the most effective technology.

UNDP receives voluntary contributions from nearly every country in the world. UNDP seeks to ensure a predictable flow of resources to support its programmes. It provides grant funds through criteria based on universality that strongly favour low-income countries, particularly the least developed.

UNDP is politically neutral and its cooperation is impartial. It seeks to conduct its work in a transparent manner and accountable to all its stakeholders.

UNDP is committed to a process of continuing self-evaluation and reform. It aims to improve its own efficiency and effectiveness to assist the United Nations system in becoming a stronger force for the benefit of the people and countries of the world.

UNDP will continue to support an international development cooperation framework that responds to changing global, regional and national circumstances.

Note 2**Summary of significant accounting policies****(a) Reporting period**

The financial period of the organization is biennial. The present biennium covers the period from 1 January 2010 to 31 December 2011. The financial statements reflect the application of the following significant accounting policies.

(b) Framework

UNDP activities are accounted for in accordance with:

(a) The Financial Regulations formulated by its Executive Board and the Rules established by the Administrator under the Financial Regulations;

(b) The United Nations system accounting standards, as adopted by the Administrative Committee on Coordination, are based to a large extent on relevant international accounting standards issued by the International Accounting Standards Committee. Where differences from the International Accounting Standards exist, it is mainly because of the essentially non-commercial nature of the organization's activities. The standards are based on the following principles and assumptions:

(i) Going concern, consistency and accrual are fundamental accounting assumptions. Where fundamental accounting assumptions are followed in financial statements, disclosure of such assumptions is not required. If these fundamental accounting assumptions are not followed, that fact should be disclosed together with the reasons;

(ii) Prudence, substance over form and materiality should govern the selection and application of accounting policies;

(iii) Financial statements should include clear and concise disclosure of all significant accounting policies which have been used;

(iv) The disclosure of the significant accounting policies used is an integral part of the financial statements;

(v) Unusual items or prior-period items should be disclosed if they have a material effect on the financial statements or schedules;

(vi) If there is a change in accounting policy that has a material effect in the current period, or may have a material effect in subsequent periods, the effect of such change should be disclosed and quantified, together with the reason for the change.

(c) Income

Interest income is accrued as income in the year to which it relates. All other income is accounted for on a cash basis, with the exception of income accrued on Government letters of credit, which are irrevocable.

(d) Expenditure

All expenditure of UNDP is accounted for on an accrual basis, except for that relating to staff entitlements and programme expenditure implemented by Governments and non-governmental organizations, which are accounted for on a cash basis. However, included in the category of staff entitlements are costs related to the early separation programme and after-service health insurance. These costs are recorded on an accrual basis.

Where UNDP transfers cash to executing entities, the transfer is recorded as an advance and the programme expenditure is recorded upon receipt of certified expenditure reports (project delivery reports and financial reports) prepared by the executing agencies.

The following criteria are generally used in applying the accrual basis:

Experts and other project personnel	Costs relating to the period of contractual service falling within the current biennium up to the amount provided for in the current budget
Travel on official business	Costs of travel taking place in the current biennium and travel commencing before the end of the current biennium but extending into the next biennium
Subcontracts	Payments falling due in the current biennium according to the terms of the contract or payment schedule
Fellowships	Cost of the fellowship from the anticipated date of commencement of study or start of the current biennium to completion of study or end of the current biennium, whichever is earlier
Group training	Full cost of any training activity held in the current biennium or beginning in the current and ending in the next biennium
Equipment	Full cost of a contractual agreement or a firm order placed with the supplier prior to the end of the current biennium up to the amount provided in the current budget
Miscellaneous	Cost incurred for events (for example, hospitality), goods or services delivered or firm orders placed for delivery in the current biennium

In accordance with UNDP Financial Rules and Regulations, an “executing entity”:

(a) For UNDP programme activities not carried out under the harmonized operational modalities established in response to General Assembly resolution 56/201, assumes the overall management of specific UNDP programme activities and the acceptance of accountability to the Administrator for effective use of UNDP resources;

(b) For UNDP programme activities carried out under the harmonized operational modalities established in response to General Assembly resolution 56/201, assumes the overall ownership over and responsibility for specific UNDP programme activities and the acceptance of accountability for results.

In accordance with UNDP Financial Rules and Regulations, an “implementing entity”:

(c) For UNDP programme activities not carried out under the harmonized operational modalities established in response to General Assembly resolution 56/201, is responsible for the procurement and delivery of UNDP programme activity inputs and their use in producing outputs;

(d) For UNDP programme activities carried out under the harmonized operational modalities established in response to General Assembly resolution 56/201, is responsible for the management and delivery of programme activities to achieve specified results, including the procurement and delivery of UNDP programme activity inputs and their use in producing outputs, as set forth in a signed document between UNDP and the implementing partner.

The UNDP financial statements incorporate expenditure data obtained from the executing entities. As far as possible, the data are obtained from the entities’ audited statements or, when such statements are not available at the time of the year-end closing of the UNDP accounting records, either from the entities’ statements as submitted for audit or from the entities’ unaudited statements.

Where UNDP provides support services to the executing entity, expenditure is recorded on an accrual basis. Where UNDP does not provide support, national execution expenditure remains on a cash basis.

Certain flexibility provisions may be applied to expenditure by an executing agent. In any given year, expenditure may exceed an approved project budget for that year by 4 per cent provided that the executing agent does not incur overall expenditure for that year in excess of 2 per cent of total allocations made to it.

Under the UNDP human development initiative in Myanmar, UNDP supports a project entitled “sustainable livelihoods through microfinance for the poor”. UNDP provides small grants to a Revolving Fund, which are expensed in UNDP accounting records. These funds are then loaned to self-selected project community group members, who repay funds borrowed, including interest, into the Revolving Fund. The repaid funds are subsequently loaned to other borrowers in the project community group, which ensures that the administrative expenses of the Revolving Fund are met. This mechanism ensures that funds continue to revolve among the community group members for the benefit of the microfinance project community. As at 31 December 2011, the Revolving Fund had equity for the benefit of the microfinance community of \$51 million, assets of \$68 million and liabilities of \$17 million.

(e) Biennial support budget

The biennial support budget is comprised of the following components:

(i) Management activities: activities and associated costs whose primary function is the promotion of the identity, direction and well-being of an organization. These include: executive direction, representation, external relations and partnerships, corporate communications, legal, oversight, audit, corporate evaluation, information technology, finance, administration, security and human resources;

(ii) Development effectiveness activities: the costs of activities of a policy-advisory, technical and implementation nature that are needed for achievement of the objectives of programmes and projects in the focus areas of the organizations. These inputs are essential to the delivery of development results, and are not included in specific programme components or projects in country, regional, or global programme documents;

(iii) United Nations development coordination: activities and associated costs supporting the coordination of development activities of the United Nations system;

(iv) Special purpose activities: non-UNDP operations administered by UNDP, including the United Nations Volunteers programme and UNCDF: activities and associated costs of a cross-cutting nature that do not represent a cost related to the management activities of the organization.

Expenditure under the biennial support budget is recorded in accordance with the principles set out under “expenditure”.

(f) Currency exchange*Contributions in currencies other than United States dollars*

Voluntary contributions received from Governments are translated into United States dollars using the United Nations operational rate of exchange in effect on the date of payment. All exchange differences against market rates are recorded as other income/expenditure.

Transactions in currencies other than United States dollars

For the purposes of accounting for transactions, and the maintenance of other financial records, other currencies are translated into United States dollars at the United Nations operational rate of exchange in effect on the date of the transaction. Assets and liabilities in other currencies are translated into United States dollars at the United Nations operational rate of exchange in effect on the date of the report.

Currency risk

UNDP uses natural hedges and derivative financial instruments, primarily options and forward foreign exchange contracts, to hedge currency risk on voluntary contributions. In using such instruments, the organization’s objective is to protect the United States dollar equivalent of pledged voluntary contributions at the budget rate set at the beginning of each year, taking into account the relative lack of predictability of the amount and timing of actual receipts.

In cases where the hedged pledge amount is received before the maturity of the derivative financial instrument, management may close the derivative contract before maturity on a case-by-case basis based on an assessment of the underlying economic case.

(g) Capital expenditure

The costs of purchased or constructed premises as well as major rehabilitation costs are reflected as capital assets. These assets relate mainly to the housing and office premises under the activity of the reserve for field accommodation and the office premises purchased for the UNDP/Argentina and UNDP/Venezuela country offices (see notes 12 and 13 below).

The full cost of non-expendable equipment is charged to the UNDP regular resources through its biennial support budget or to the appropriate project in the biennium in which it is purchased.

An inventory is maintained for all non-expendable equipment (defined as items of equipment valued at \$1,000 or more per unit) procured for management purposes. Inventory is valued at actual cost whenever possible. When the actual cost is not available, a management estimate based on average cost or replacement cost is used. The value of inventory as at 31 December 2011 is disclosed in note 3 (b).

While UNDP also maintains an inventory of items purchased from programme resources (including nationally executed projects and directly executed projects) the value of this inventory is excluded from the value disclosed in note 3 (b) because such items generally revert to the recipient country on completion of the development project.

(h) Operational reserve

At its annual session in 1999, the Executive Board approved a change in the basis for calculation of the UNDP operational reserve for regular reserves, which is now the sum of the following components:

(a) Income: the equivalent of 10 per cent of the average of the annual voluntary contributions received over the most recent three years, rounded to the nearest \$1 million;

(b) Expenditure: the equivalent of 2 per cent of the average total annual expenditure incurred over the most recent three years, rounded to the nearest \$1 million;

(c) Liability and structural: the equivalent of 10 per cent of the sum of the income and expenditure components, rounded to the nearest \$1 million;

(d) Cash-flow: the equivalent of the cash needs for one month, calculated as one twelfth of the total expenditure of the most recent year, rounded to the nearest \$1 million.

In addition, the Executive Board approved the establishment of an operational reserve with the UNDP extrabudgetary account for other resource activities. The calculation to arrive at the level of reserve follows the same basis as that of the regular reserve.

(i) Presentation

By its decision 97/6, the Executive Board approved the harmonization of the budget presentation format submitted by UNDP, the United Nations Children's Fund and the United Nations Population Fund.

The main features of this harmonization involve activities that are:

(a) Regular resources activities: activities financed from voluntary contributions, donations from non-governmental sources and related interest earnings and miscellaneous income;

(b) Other resources activities: activities financed from resources other than regular resources, which are received for a specific programme purpose (cost-sharing, government cash counterpart contributions, trust funds established by the Administrator and activities from management service agreements);

(c) For accounting presentation purposes the reimbursable support services and other miscellaneous and special activities, namely, Junior Professional Officers, the reserve for field accommodation and United Nations Volunteers programme, among others, are included in the other resources activities;

(d) Funds administered by UNDP: activities of the Funds established by the General Assembly and administered by UNDP.

The nature of some expenditure was redefined as explained above.

Other reclassifications and changes in presentation were made to better reflect the nature of the operations and/or to better comply with the accounting standards. These changes mainly affected:

(a) Cost-sharing activities: interest earned and support costs charged by the regular resources activities to cost-sharing activities are reflected through the statement of income and expenditure. In the past, these transactions were reflected directly as transfers to UNDP extrabudgetary income;

(b) Reimbursable support services for funds and trust funds: formerly termed "extrabudgetary activities", the reimbursable support services are now presented as part of the funds' and trust funds' income statement with the ending balance reflected in the "unexpended resources balance". In prior years, the net balance of these activities was shown between the liabilities section and the unexpended resources balance section;

(c) Management service agreements for funds and trust funds: these are now presented as part of the funds' and trust funds' income statement with the ending balance reflected in the "unexpended resources balance". In prior years, the net balance of these activities was shown between the liabilities section and the unexpended resources balance section;

(d) Full funding arrangements and United Nations joint venture activities at the United Nations Volunteers programme: these activities were presented as part of the income statement with the ending balances reflected in the "unexpended resources balance". In prior periods, the net balance of these activities was reflected in the balance sheet. The full funding arrangements net balance was part of the other accounts receivable and deferred charges, while the United Nations joint venture activities net balance was shown as other liabilities.

To allow for a comparison between actual expenditures and budgets, consistent with Executive Board decision 2009/22, schedule 3.1 is presented to reflect the endorsed broader classification of UNDP activities and associated costs. This is an optional disclosure in accordance with the United Nations system accounting standards.

(j) Non-consolidated financial statements

The results of the operations reflected in statements I to IV are presented on the basis of the three major components explained above in notes 2 (i) (a), (b) and (d).

The totals of each major component are shown only for the purpose of reflecting the component's aggregate data. Identified inter-activities/inter-fund balances (within each component) in the balance sheet have been eliminated in computing these totals. Other inter-fund transactions are not eliminated. Therefore, these aggregates are not intended to, and do not, reflect consolidated amounts, which would have required elimination of all inter-fund transactions and balances within each component.

(k) Determination of certain balance sheet items

Owing to the nature of the activities, certain transactions pertaining to cost-sharing, government cash counterpart contributions, etc., are commingled in the regular resources accounts (investments — deferred charges — receivables — payables, etc.). Whenever possible the balances of these accounts as at 31 December 2011 and the comparatives have been apportioned essentially on the basis of the best available information. The accounts not apportioned have been reflected in the inter-fund account balance.

(l) Investments

Carrying value of investments

Investments are carried at cost. In accordance with United Nations accounting standards, the market value of investments in bonds and notes is disclosed in note 8 for regular resources and reserves for after-service health insurance and in the notes to trust funds and funds where applicable if it is different from the carrying amount.

Marketable securities

UNDP purchases marketable securities with the intent to hold them to maturity. However, management may sell marketable securities in cases where there is a liquidity need or unexpected credit risk, or where it is otherwise in the best interest of the organization's overall investment management.

Credit risk

The marketable securities that potentially subject the organization to concentrations of credit risk consist primarily of bonds and certificates of deposit. The organization's investments are placed in high credit quality financial instruments as determined through reputable third party rating agencies. The credit quality of issuers of these investments is reviewed on an ongoing basis.

Liquidity risk

In addition to placing investments only in high credit quality financial instruments as determined through reputable third party rating agencies, to manage liquidity risk UNDP also limits its maximum exposure to any one issue and to any one counter party.

(m) Funds held in trust

UNDP provides fund administration services to Multi-Donor Trust Funds and joint programmes when UNDP is appointed to serve as the Administrative Agent. In that role, UNDP is responsible for receipt of contributions from donors and disbursement of such funds to participating United Nations organizations; and provides consolidated reporting to donors.

(n) Provisions

Assets are impaired and impairment losses are incurred if there is objective evidence of impairment, resulting from one or more loss events that occurred after initial recognition which indicates that it is probable that UNDP may be unable to realize all amounts due. The carrying amount of the asset is impaired to reduce it to its estimated recoverable amount.

Note 3**Disclosure of off-balance sheet items****(a) In-kind contributions**

As part of the agreements of UNDP recipient countries, the Governments of those countries are to provide UNDP with in-kind contributions, which represent mainly rent-free accommodation and/or utilities. These in-kind contributions received during the biennium 2010-2011 are estimated at \$22.7 million (\$21.3 million in 2008-2009). These estimates are based on the market value, if available, or the best estimates from the Government or UNDP country offices. This presented a \$1.4 million increase from the prior biennium.

(b) Non-expendable equipment

In line with the accounting policy stated above, non-expendable equipment held at UNDP headquarters and at UNDP country offices as at 31 December 2011 were valued at \$84.2 million (\$88.9 million in 2009). Assets capitalized are neither amortized nor depreciated. This total excludes the value of assets purchased from programme resources.

Note 4**Income received for the biennial support budget — regular resources**

At its thirty-first session in 1984, the Governing Council authorized the establishment of a country-specific accounting linkage between voluntary contributions and contributions to local office costs in such a manner that voluntary contributions are first accounted for against any shortfall in contributions to local office costs. The total amount of \$5.2 million (\$4.5 million in 2009), which was transferred from voluntary contributions in respect of such linkage, is included in

the transfer to the biennial support budget from voluntary contributions as follows
(in thousands of United States dollars):

	2011	2009
Transfer of contributions with regard to Government local office contributions (accounting linkage)	5 195	4 500
Reimbursement of tax charges	13 525	13 708
Total	18 720	18 208

Income received for the biennial support budget shown in schedule 3 consists
of (in thousands of United States dollars):

	2011	2009
Government local office contributions received	42 799	46 636
Transfer from contributions — government local office contributions	5 195	4 500
Reimbursement of tax charges	13 525	13 708
Total host government contributions	61 519	64 844
United Nations Volunteers income	5 000	5 000
Other income	1 394	303
Total	67 913	70 147

Note 5 **Interest income**

Unexpended resource balances are invested, with interest income apportioned
annually. The breakdown of interest income for the biennium is (in thousands of
United States dollars):

	2011	2009
Regular resources	31 828	35 101
Cost-sharing	110 043	136 019
Trust funds	30 926	56 395
Management service agreements	6 199	20 967
Reimbursable support services and special activities	17 365	24 270
Other	2 408	3 764
Total	198 769	276 516

Note 6**Other income — other resources**

Other income of \$1,042 million as shown on statement I.2 is reported under reimbursable support services and miscellaneous activities (in thousands of United States dollars):

	2011	2009
Fees – General management support	456 910	383 424
Reimbursement and support services income	80 118	70 858
Field Security Office budget through UNSECOORD	171 900	141 999
Fees for support services provided	27 302	45 435
Implementation support services	28 423	32 127
UNV – general management support fees and other income	29 188	25 015
Contributions from agencies for common services	192 116	152 575
Procurement handling fees	7 107	3 946
Income generated by projects	156	350
Payroll management services	7 685	4 176
Reimbursement for management services	1 318	2 554
Other miscellaneous income	40 359	16 881
RFA – rental and other income	(125)	2 461
Total	1 042 457	881 801

Note 7**Cash — regular resources**

The amounts shown in statement II.1 consist of the following (in thousands of United States dollars):

	2011	2009
Cash in bank accounts	89 153	51 192
Less: provision for depreciation of accumulating non-convertible currencies	(25 618)	(25 263)
Total	63 535	25 929

The cash balance at country offices takes into account uncleared cheques to the value of \$80.5 million as at 31 December 2011. There is an automatic replenishment from the headquarters current and investment accounts once these cheques are cashed.

The above provision was established to reflect the overvaluation of the Cuban peso against the United Nations rate of exchange.

Note 8
Cash and investments

(a) Investments (schedule 8)

(In thousands of United States dollars)

Investments by portfolio:

	2011	2009
Regular resources – Comingled (excluding ASHI)	4 970 908	5 135 893
Regular resources – ASHI	453 224	373 276
Perez-Guerrero Trust Fund for Economic and Technical Cooperation among Developing Countries	6 998	7 070
Other resources (excluding Perez-Guerrero Trust Fund)	–	485 376
Total	5 431 130	6 001 615

Investments by type:

	2011	2009
Interest-bearing current accounts	20 839	60 601
Time deposit	169 003	617 068
Certificates of deposit/commercial paper/bank	439 851	959 436
Bond/note (callable)	4 461 465	3 718 074
Money market	284 442	603 007
Sweep investments	55 530	43 429
Total	5 431 130	6 001 615

(b) Investments in bonds and notes

The carrying value of investments for bonds and notes of \$4,021 million for regular resources and \$433 million for reserves for after-service health insurance is disclosed in schedule 8. The movement in the bond value shows an increase of \$656 million in bonds held for regular resources, and an increase of \$127 million for after-service health insurance, respectively, as detailed below (in thousands of United States dollars):

<i>Beginning value</i>						<i>Carrying value</i>		
<i>1 January 2010</i>	<i>Purchases</i>	<i>Maturities</i>	<i>Amortization</i>	<i>Net Realized Gain/Loss</i>	<i>Adjustments</i>	<i>31 December 2011</i>	<i>Market Value</i>	<i>Par Value</i>
3 365 203	5 235 043	(4 635 084)	(80 712)	(3 001)	140 009	4 021 458	4 054 615	3 977 940
305 737	292 601	(159 300)	(5 948)	–	–	433 090	439 187	428 818

The adjustment amount represents transfers into the UNDP comingled funds during the biennium from the Global Environment Facility, Montreal Protocol, Programme for Assistance to the Palestinian People and United Nations Volunteers. Owing to this change, undertaken to improve potential income on investments,

investments for the Global Environment Facility, Montreal Protocol, Programme for Assistance to the Palestinian People and United Nations Volunteers are no longer reported separately on schedule 6.6 and schedule 8 as in prior years. However, investments and related interest can be notionally attributed separately to each category, and the amount appears as a receivable due from UNDP on schedule 5.1 and schedule 6.5.

(c) Cash and investments held in trust — Spain-UNDP Millennium Development Goals Achievement Fund

(In thousands of United States dollars)

	2011	2009
Spain-UNDP Millennium Development Goals Achievement Fund	61 427	92 430

In December 2006, the Government of Spain decided to contribute 528 million euros (\$695 million) to the Spain-UNDP Millennium Development Goals Achievement Fund, to be managed by UNDP.

The purpose of the Fund is to support activities in the seven priority areas established by the Spanish Master Plan for International Cooperation, 2005-2008, and as reflected in the Framework document of the UNDP-Spain Millennium Development Goals Achievement Fund.

Since UNDP received the funds contributed prior to biennium ended 31 December 2011, they are reflected in cash and investments funds held in trust.

(d) Cash and investments — funds held in trust by the Multi-Partner Trust Fund Office cash and investments — funds held in trust managed by UNDP

(In thousands of United States dollars)

	2011	2009
Peacebuilding Fund	116 792	206 215
UNDG Iraq Trust Fund	59 036	145 035
Ecuador Yasuni ITT Trust Fund	2 581	—
Comingled account for all other funds and joint programmes, administered by MPTF Office, notably	415 213	881 124
Common humanitarian funds		
Post conflict/transition funds, including		
UNDG Haiti Reconstruction Fund		
Sudan Recovery Fund – South Sudan		
Other post conflict/transition funds		
Development funds		
Expanded funding window		
Spain-UNDP Millennium Development Goals Achievement Fund		
UN-REDD Programme Fund		
Other development funds		

	2011	2009
Joint programmes		
Total	593 622	1 232 374

The first United Nations Multi-Donor Trust Fund was the UNDG Iraq Trust Fund, which became operational in February 2004. Since then, there has been a significant growth in the number and diversity of such funds. By the end of 2011, there were 48 Multi-Donor Trust Funds and 31 stand-alone Joint Programmes administered by the UNDP MDTF Office, which cover a wide spectrum of activities in humanitarian, post-conflict/transition and development contexts. Some of the funds are global and use their contributions to finance activities in multiple countries, while the majority operate in single countries. Details on the Funds are provided below. Contributions received by UNDP from donors in connection with a specific fund and not yet transferred to participating United Nations organizations by the end of 2011 are recorded as cash and investments — funds held in trust by the MDTF Office, under four separate United States dollar bank accounts.

The above separate bank accounts were established to record funds received for MDTFs to be administered by UNDP, so that such funds are not treated or perceived as UNDP resources. These contributions are recorded in the MDTF General Ledger Business Unit, which was established on 1 April 2009 as separate from that of the UNDP Business Unit and enables contributions and all other MDTF-related transactions to be recorded, tracked and audited separately from UNDP funds.

Common humanitarian funds

The MDTF Office administers four country-level common humanitarian funds, which support the United Nations joint humanitarian work in the Central African Republic, the Democratic Republic of the Congo, Somalia and the Sudan. Under the overall authority of the humanitarian coordinators in the respective countries, these country-level common humanitarian funds are intended to give humanitarian coordinators greater ability to target funds to the most critical humanitarian needs, encourage early donor contributions and enable a rapid response to unforeseen circumstances.

Post-conflict/transition funds

At the global level, the largest post-conflict MDTF is the Peacebuilding Fund, which was established by the Secretary-General in 2006 at the request of the General Assembly and the Security Council. The Fund supports post-conflict peacebuilding activities which contribute directly to post-conflict stabilization and strengthen the capacity of Governments, national/local institutions and transitional or other relevant authorities.

The MDTF Office also administers ten country-level funds for countries in post-conflict/transition and reconstruction situations. The oldest and largest of these Funds is the UNDG Iraq Trust Fund, which was established in 2004 as part of the United Nations assistance in the reconstruction and development of Iraq. Since then, other funds focusing on peace, stability and recovery have been set up, including the

Sudan Recovery Fund — South Sudan, the UNDG Haiti Reconstruction Fund and in 2011 the Libya Recovery Trust Fund.

Development funds

At the global level, the United Nations has set up a number of MDTFs that provide funding to multiple countries. Funds with a global mandate include the Spain-UNDP Millennium Development Goals Achievement Fund and the United Nations Programme Fund for Reducing Emissions from Deforestation and Forest Degradation (UN/REDD) in Developing Countries. The Expanded Delivering as One Funding Window for Achievement of the Millennium Development Goals was created in 2009 as a multi-donor funding mechanism that provides resources to support nationally led and owned programming processes to help United Nations country teams to “Deliver as One”. UNDP manages this Fund, which is used exclusively to finance “Delivering as One” funds.

By the end of 2011, the United Nations country teams in 21 countries had received funding for their “Delivering as One” funds, which included the 8 United Nations pilot countries and 13 self-starter countries. In these countries the common budgetary framework articulates the funding needs and resource availability for the United Nations “one programme” in the country along with the funding gap. The resources mobilized for the “Delivering as One” fund are used to cover part of the funding gap in accordance with decisions taken by the steering committee.

National MDTF

UNDP has diversified its fund administration services and is now supporting the United Nations strategic agenda in climate change by providing fund administration services to national Governments. The first national MDTF, the Yasuni ITT Trust Fund, was designed for receipt of contributions from the international community in support of Ecuador’s decision to permanently forego the extraction of the Yasuni ITT oil fields located in one of the most diverse biological reserves in the world. Contributions received from donors will be transferred by the MDTF Office directly to national partners using the pass-through modality.

Joint programmes

In addition to the above-mentioned Funds, UNDP also administers 31 joint programmes for which it has been appointed as the Administrative Agent.

(e) Cash and investments held in trust — medical insurance plan

Investments of \$52.7 million (\$45.1 million in 2009) are held by UNDP on behalf of the Medical Insurance Plan. The Medical Insurance Plan is a health and dental insurance plan operated by the United Nations, UNDP, the Office of the United Nations High Commissioner for Refugees, and UNICEF, at designated duty stations for the benefit of locally recruited current and former General Service staff members, national Professional Officers and their eligible family members.

Note 9**Government letters of credit**

Government letters of credit shown in statement II.2 were made to UNDP in respect of cost-sharing, trust funds and reimbursable support services for the following activities (in thousands of United States dollars):

	<i>2011</i>
Bicommunal development programme (Cyprus)	14 191
Enhancing the legal and electoral processes (Afghanistan #71801)	6 581
Enhancing the legal and electoral processes (Afghanistan #50324)	4 834
Stabilisation et sécurité Sud Kivu (Democratic Republic of the Congo)	3 999
Restoration of infrastructure (Pakistan)	3 999
Abkhazia revitalization (Georgia)	2 962
Strengthen civil society by microfinance (Myanmar)	2 171
Local entrepreneurship (Republic of Belarus)	1 946
Local governance and decentralization (Somalia)	1 861
UNV medical doctors programme (Lesotho)	1 196
Pro-poor value chain integration (Sudan)	1 000
Planes intégrales de seguridad (Honduras)	979
Enhanced state capacities (South Sudan)	847
National area-based development programme in Afghanistan — Capacity Development, Phase II	683
National Election Commission (Liberia)	656
Rural youth employment project (Jamaica)	505
Coordination support to the Resident Coordinator's Office (Sudan)	400
Disaster risk management programme (Haiti)	357
Constitution Process (Zimbabwe)	341
Democratic institutions programme (Ethiopia)	275
UNIAP Phase III (Thailand)	258
Business call to action (Multiple)	200
Renforcer capacités électorales (Haiti)	199
Electoral system and processes II (Turkmenistan)	175
Election législative 2012 (Congo)	135
Support to the electoral cycle (Zambia)	130
Projet d'appui aux élections législatives (Guinea)	113
USAID grant aid effectiveness (Multiple)	91
Développement du système national de gestion du risque (Haiti)	77
Reinstallation and reintegration of refugees (Rwanda)	25
Portal for parliamentary development — AGORA (Multiple)	23
Support to the electoral process (Kenya)	8
Others	(450)
Subtotal	50 767

	<i>2011</i>
Support to security (Sudan)	1 154
Support to security (Ethiopia)	485
Support to security (Liberia)	300
Subtotal	1 939
Total	52 706

Note 10
Provisions

Assets are stated in the balance sheet after the deduction of provisions for impairment. The balances were reviewed at balance sheet date to determine whether there is objective evidence of impairment. At the end of 2011, provisions amount to \$7.5 million, of which \$1.76 million was carried from previous bienniums. During the biennium \$23.2 million was utilized to write off unrecoverable balances in 2011.

Note 11
Accounts receivable, payable and liability

(a) Other accounts receivable and deferred charges

For regular resources and other resources, the amounts shown in statements II.1 and II.2 consist of the following (in thousands of United States dollars):

	<i>2011</i>	<i>2009</i>
Accounts receivable	29 170	48 014
Miscellaneous deferred charges	1 164	5 170
Total	30 334	53 184
This total is reported as follows:		
Regular resources, statement II.1	9 040	29 017
Cost-sharing, statement II.2	20 755	21 414
Other resources – other	539	2 753
Total	30 334	53 184

For presentation purposes, the categories of accounts receivable and deferred charges shown in the above table have been revised from the biennium 2008-2009 notes to the financial statements. The 2009 comparators have therefore been revised accordingly.

(b) Accounts payable

For regular resources and other resources, the amounts shown in statements II.1 and II.2 consist of the following (in thousands of United States dollars):

	2011	2009
Accounts payable	132 318	128 823
Deferred payables	137 312	122 475
Cash received and awaiting clarification	40 648	11 161
Total	310 278	262 459
This total is reported as follows:		
Regular resources, statement II.1	106 396	127 217
Cost-sharing, statement II.2	123 425	112 923
Other resources — other	80 457	22 319
Total	310 278	262 459

Included in the accounts payable amount of \$132.3 million above are funds held on behalf of donors in the amount of \$30.2 million, consisting of interest on resource balances and pending refunds or transfers. These amounts will be refunded to donors or transferred to UNDP projects in consultation with donors.

For presentation purposes, the categories of accounts payable shown in the above table have been revised from the biennium 2008-2009 notes to the financial statements. The 2009 comparators have therefore been revised accordingly.

(c) Cash received and awaiting clarification

Monies received, but not identified as to purpose, are held as accounts payable until identified. At 31 December 2011, \$40.6 million in unidentified receipts were held as accounts payable.

(d) Liability — funds held in trust managed by UNDP for Multi-Donor Trust Funds and joint programmes

The amounts shown in statement II.1 consist of the following (in thousands of United States dollars):

	2011	2009
Multi-Donor Trust Funds	595 510	1 229 811
Clearing accounts with agencies	50 728	66 678
Spain-UNDP Millennium Development Goals Achievement Fund	45 256	86 765
Total	691 494	1 383 254

Note 12

Reserve for field accommodation

The reserve for field accommodation was established in 1979 at a maximum level of \$25 million to construct housing for United Nations international staff at the country offices. In 1989, the Governing Council authorized UNDP to expand the scope of the reserve to include financing for the United Nations system common premises, intended to accommodate the office needs of the agencies of the Joint Consultative Group on Policies.

The cumulative operating deficit of \$0.5 million shown in schedule 6 is derived mainly from housing rental and offices premises operations.

As at 31 December 2011, the excess of total expenditure over the authorized level of reserve under reserve for field accommodation activities is \$16.1 million (\$19.5 million in 2009).

Schedule 6.2 on the reserve for field accommodation activities includes each of its elements: reimbursable support services, office premises and housing. The split of the balance sheet items is essentially based on the best available information: the market value, if any, the architect reports, the various biddings for the constructions, and so on. The income statement data for both housing and office premises are based on the nature of the actual transactions.

The long-term receivable of \$169,000 outstanding at the end of 2009 as shown in schedule 6.2, resulting from the sale of housing apartments in Cape Verde was fully settled in 2011.

Note 13

Office premises and deferred income

Office premises purchased for UNDP country offices in Argentina and Venezuela

Office space was purchased for the country offices in Argentina and Venezuela. The cost of this acquisition amounted to \$1.57 million and \$1.43 million, respectively, and was financed from country office's extrabudgetary resources.

These assets, which have been capitalized, are shown under regular resources in statement II.1.

Note 14

Reserves for special initiatives

The Executive Board, at its first regular session in 2000, approved the establishment of a capital reserve in the amount of \$3.8 million as a charge from UNDP general resources. This amount will cover relocation costs, such as renovations, furniture, fittings and moving costs.

In addition, at its first regular session in 2002, the Executive Board approved the establishment of a special reserve for separations relating to UNOPS amounting to \$1.5 million.

The Executive Board at its first regular session in 2008 approved the maximum expenditure of \$9 million to cover the costs of introducing the International Public Sector Accounting Standards by the end of 2011. During the biennium 2010-2011, \$6.9 million was spent.

The unexpended balance of resources for special initiatives shown on statement II.1 consists of the following (in thousands of United States dollars):

	<i>Balance as at 1 January 2010</i>	<i>Additions during the biennium</i>	<i>Payments during the biennium</i>	<i>Balance as at 31 December 2011</i>
Reserve for separations	511	–	–	511
Reserve for United Nations House programme	130	–	–	130
Reserve for security measures	–	28	–	28
Total	641			669

Disbursements against these reserves are in addition to expenditure incurred against appropriations approved by the Executive Board in the recurrent biennial support budget.

Note 15

Unexpended resources

(a) Regular resources

In decision 2010/1, the Executive Board approved the net amount of \$58.0 million as a separate requirement from regular resources for United Nations-mandated security costs for the biennium 2010-2011. In addition, the Administrator was also granted the exceptional authority, during 2010-2011, to disburse, if needed, up to an additional 30 per cent (\$17.4 million) of the \$58 million for new and emerging security mandates as defined by the directives of the United Nations Department of Safety and Security. During the 2010-2011 biennium, UNDP spent \$39.6 million on security measures (\$45.4 million in 2008-2009).

As a result, unexpended resources comprise the following (in thousands of United States dollars) (see statement II.1):

	<i>2011</i>	<i>2009</i>
Funding for security measures	18 365	5 810
Unencumbered resources	314 860	348 602
Unexpended resources	333 225	354 412

(b) Reimbursable support services resources

As a prudent measure, during the biennium 2002-2003 UNDP management set aside \$2.5 million from the organization's reimbursable support services resources as a special reserve to help address financial and operational risks inherent in non-core funded projects.

As a result, unexpended resources relating to reimbursable support services comprise the following (in thousands of United States dollars) (see schedule 6):

	<i>2011</i>	<i>2009</i>
Special reserve fund	2 500	2 500
Unencumbered resources — reimbursable support services	473 376	342 514
Unexpended resources	475 876	345 014

Note 16
Unspent allocations and future commitments

(a) Unspent allocations

Unspent allocations issued against UNDP resources for programme expenditure (excluding national execution) as at 31 December 2011 amount to approximately \$49.1 million (\$35.8 million in 2009), against which forward commitments reported by executing agencies are approximately \$0.4 million (\$0.5 million in 2009).

(b) Leasehold commitments

The typical contractual leases of UNDP are between 5 and 10 years, but some of the leases permit early termination within 30, 60 or 90 days. The tables below present future obligations for the minimum term and the contractual term of the lease payment.

(i) Property leases Head Office — Future obligation based on contractual term (in thousands of United States dollars):

	<i>2011</i>
Obligations for property leases:	
Within 12 months	–
1-5 years	–
Beyond 5 years	129 130
Total	129 130

(ii) Property leases country offices — Future obligation based on contractual term (in thousands of United States dollars):

	<i>2011</i>
Obligations for property leases:	
Within 12 months	20 487
1-5 years	19 478
Beyond 5 years	1 881
Total	41 846

(c) Outstanding commitments of the reserve for field accommodation

Unpaid invoices and commitments to contractors and subcontractors against the reserve for field accommodation totalled approximately \$0.14 million as at 31 December 2011 (\$0.14 million in 2009). These invoices are not accrued in the current biennium.

(d) Post-retirement benefits

End-of-service and post-retirement benefits comprise after-service health insurance coverage and repatriation benefits. In order to gain a better understanding

of the organization's financial liability, post-retirement and end-of-service benefits are determined on the basis of an actuarial valuation, which was undertaken by an independent, qualified actuarial firm. The actuarial valuation of UNDP, UNCDF, and the United Nations Secretariat is carried out jointly. UNDP and UNCDF will carry out future valuations with the same frequency as the United Nations Secretariat.

1. After-service health insurance

(i) Upon end of service, staff members and their dependants may elect to participate in a defined-benefit health insurance plan of the United Nations, provided they have met certain eligibility requirements, including 10 years of participation in a United Nations health plan for those who were recruited after 1 July 2007, and five years for those who were recruited prior to that date. This benefit is referred to as after-service health insurance;

(ii) The major assumptions used by the actuary to determine the liabilities for after-service health insurance were a discount rate of 6.0 per cent for results prior to 31 December 2011, grading down to 4.5 per cent for benefit obligations as at 31 December 2011; health-care escalation rates of 7.0 per cent in 2012, grading down to 4.5 per cent in 2027 and later years for United States medical plans, and 8.0 per cent in 2012 grading down to 4.5 per cent in 2027 and later years for medical plans outside the United States; and retirement, withdrawal and mortality assumptions consistent with those used by the United Nations Joint Staff Pension Fund in making its own actuarial valuation of pension benefits. Another factor in the after-service health insurance valuation is to consider contributions by all plan participants in determining the organization's residual liability. Thus, contributions from retirees are deducted from the gross liability and a portion of the contributions from active staff is also deducted to arrive at the organization's residual liability in accordance with cost-sharing ratios authorized by the General Assembly. These ratios require that the organization's share shall not exceed one half for non-United States health plans, two thirds for United States health plans, and three quarters for the medical insurance plan;

(iii) The 2011 valuation of after-service health insurance takes into consideration the contributions made by both active and retired plan participants in determining UNDP and UNCDF and residual liability. The actuary applied the sharing ratios approved by the General Assembly for the United Nations health insurance plan as established in 1983;

(iv) On the basis outlined in (ii) and (iii) above, the present value of the accrued liability as of 31 December 2011, net of contributions from plan participants, and including the liability related to UNCDF is (in thousands of United States dollars):

	<i>UNDP</i>	<i>UNCDF</i>
Obligation as at 1 January 2010	430 301	10 613
Service cost	35 733	911
Interest on obligation	52 942	1 307
Prior service cost	(52 460)	(1 388)
Benefits paid (net of participant contributions) — estimated	(21 641)	(525)
Actuarial (gain)/loss	381 663	2 883
Net organizations' liability	826 538	13 801

(v) Further to the assumptions in (b) (ii) above, it is estimated that the present value of the liability would increase by 22 per cent and decrease by 17 per cent, respectively, if the medical cost trend increased or decreased by 1 per cent, all other assumptions remaining constant. Similarly, it is estimated that the accrued liability would increase by 23 per cent and decrease by 17 per cent, respectively, if the discount rate decreased or increased by 1 per cent, all other assumptions remaining constant;

(vi) UNDP is funding the after-service health insurance liability from regular and other resources as well as interest on the after-service health insurance reserve balance. The amount funded from regular and other resources, plus the accumulated interest, comprise the total after-service health insurance reserve of \$453 million;

(vii) For the biennium ended 31 December 2011, UNDP charged \$35 million to core resources and \$26 million to non-core resources. These amounts are over and above disbursements by UNDP for after-service health insurance, which are included as part of biennial support budget expenditure;

(viii) The current actuarial report shows that the accrued liability estimate as at 31 December 2011, compared to the estimate contained in the prior actuarial report as at 31 December 2009, increased by \$399 million to \$840 million (all organizations included);

(ix) As at 31 December 2011 the unfunded liability, representing the difference between the actuarial valuation of the liability and the after-service health insurance reserve, is \$373 million (UNDP). UNCDF will fund their liability in future years.

2. Repatriation benefits

(i) Upon end of service, staff members who meet certain eligibility requirements, including residency outside their country of nationality at the time of separation, are entitled to a repatriation grant, which is based upon length of service, and travel and removal expenses. These benefits are collectively referred to as repatriation benefits;

(ii) A consulting actuary was engaged to carry out an actuarial valuation of repatriation benefits as of 31 December 2011;

(iii) The major assumptions used by the actuary were a discount rate of 6.0 per cent; and annual salary increases ranging from 9.1 per cent to 4.0 per cent based on age and category of staff members;

(iv) On the basis of these assumptions, the present value of the accrued liability for repatriation benefits as of 31 December 2011 and including the liability related to UNDP and UNCDF is (in thousands of United States dollars):

	<i>UNDP</i>	<i>UNCDF</i>
Obligation as at 1 January 2010	67 159	1 374
Service cost	9 921	268
Interest on obligation	7 926	163
Benefits paid (net of participant contributions) — estimated	(11 046)	(247)
Actuarial (gain)/loss	8 389	587
Net organizations' liability	82 349	2 145

Consistent with note 2, UNDP and UNCDF have not specifically accrued for those liabilities.

(e) Annual leave

The liability related to annual leave as at 31 December 2011 is estimated at \$63.1 million.

(f) Termination indemnities

The contingent liability resulting from the termination benefits that UNDP will be required to pay its staff members in future years is estimated by management as at 31 December 2011 to be \$12.7 million, compared to \$10.2 million as at 31 December 2009.

(g) Pension benefits

UNDP and UNCDF are member organizations participating in the United Nations Joint Staff Pension Fund, which was established by the United Nations General Assembly to provide retirement, death, disability and related benefits. The United Nations Joint Staff Pension Fund is a funded, multi-employer defined benefit plan.

An actuarial valuation of the Pension Fund assets and pension benefits is prepared every two years. As there is no consistent or reliable basis for allocating the related liabilities/assets and costs to individual organizations participating in the plan, the United Nations is not in a position to identify its share of the underlying financial position and performance of the plan with sufficient reliability for accounting purposes, and hence has treated this plan as if it were a defined contribution plan; thus the United Nations share of the related net liability/asset position of the Pension Fund is not reflected in the financial statements.

The organizations' contribution to the Pension Fund consists of the mandated contribution at the rate established by the United Nations General Assembly, currently 7.9 per cent for the participant and 15.8 per cent for the organizations, respectively, of the applicable pensionable remuneration, together with its share of any actuarial deficiency payments under article 26 of the Regulations of the Pension Fund. Such deficiency payments are payable only if and when the General Assembly has invoked the provision of article 26, following determination that there is a requirement for deficiency payments based on an assessment of the actuarial sufficiency of the Pension Fund as of the valuation date. As at the reporting date of the current financial statements, the General Assembly had not invoked this provision.

(h) Air crash in the United Republic of Tanzania

On 5 December 1980, four UNDP staff members died in an air crash in the United Republic of Tanzania. As a result, UNDP received insurance proceeds totalling \$0.62 million from which it pays compensation to the beneficiaries of the victims. The remaining balance of these proceeds was fully utilized in 1996. Since then, compensation payments have been reported as expenditure in the year the payments are made. Payments of \$0.2 million were made during the biennium 2010-2011.

(i) Contingent liabilities

As at the date of the present report, UNDP assessed the amount to be settled against pending claims to be \$7.7 million.

Note 17

Unliquidated obligations

The balance of unliquidated obligations are as follows (in thousands of United States dollars):

	2011	2009
Regular resources excluding biennial support budget	20 821	53 288
Biennial support budget	6 695	25
Subtotal regular resources, statement II.1	27 516	53 313
Trust fund	30 299	66 227
Cost-sharing	101 163	120 059
Reimbursable support services and miscellaneous activities	10 865	53 253
Subtotal other resources, statement II.2	142 327	239 539
Total	169 843	292 852

Note 18
Special activities

(a) Support to the United Nations resident coordinator activities

The activities of the resident coordinator are: supporting collaborative programming; following up major international conferences; carrying out United Nations system public information activities; and reviewing and planning United Nations system shared services, common premises and special assignments.

For the biennium ended 31 December 2011, total expenditure incurred with regard to these activities under special activities amounted to \$84.9 million (\$86.4 million in 2010-2011). This expenditure is presented in these financial statements as follows (in thousands of United States dollars):

	<i>2011</i>	<i>2009</i>
Regular resources, statement I.1	30 372	32 119
Other resources — special activities, schedule 6.4	54 509	54 272
Total	84 881	86 391

(b) Others

Various other activities are classified under extrabudgetary support for special purposes, including the Centre of Experimentation, Sustainable Energy and Environment Division.

Note 19
Trust Fund for the Global Environment Facility (schedule 5.1)

(a) Mandate and goals

The Trust Fund for the Global Environment Facility (GEF) was established for the receipt and administration of funds to finance UNDP pre-investment studies, technical assistance and training for global environment policies, programmes and projects. The agreement between UNDP and the World Bank, as trustee for GEF, was signed on 29 April 1991. As stated in the Instrument for the Establishment of the Restructured Global Environment Facility:

GEF shall operate, on the basis of collaboration and partnership among the implementing agencies, as a mechanism for international cooperation for the purpose of providing new and additional grant and concessional funding to meet the agreed incremental costs of measures to achieve agreed global environmental benefits in the following focal areas:

- (a) Biological diversity;
- (b) Climate change;
- (c) International waters;
- (d) Land degradation, primarily desertification and deforestation;
- (e) Ozone layer depletion;
- (f) Persistent organic pollutants.

The agreed incremental costs of activities to achieve global environmental benefits concerning chemicals management as they relate to the above focal areas shall be eligible for funding. The agreed incremental costs of other relevant activities under Agenda 21 that may be agreed by the Council shall also be eligible for funding insofar as they achieve global environmental benefits by protecting the global environment in the focal areas.

GEF shall ensure the cost-effectiveness of its activities in addressing the targeted global environmental issues, shall fund programmes and projects that are country-driven and based on national priorities designed to support sustainable development and shall maintain sufficient flexibility to respond to changing circumstances in order to achieve its purposes.

UNDP will play the primary role in ensuring the development and management of capacity-building programmes and technical assistance projects. Through its global network of field offices, UNDP will draw upon its experience in human resources development, institutional strengthening and non-governmental and community participation to assist countries in promoting, designing and implementing activities consistent with the purpose of GEF and national sustainable development strategies. Also drawing on its inter-country programming experience, UNDP will contribute to the development of regional and global projects within the GEF work programme in cooperation with the other implementing agencies.

(b) Investments in bonds and notes

Investments on behalf of United Nations Global Environment Facility (GEF), including bonds and notes, were transferred to UNDP comingled funds during 2010. Owing to this change, undertaken to improve the potential income on GEF investments, investments for GEF are no longer reported separately on schedule 5.1 and schedule 8 as in prior years. Unexpended resource balances attributable to GEF are invested with interest revenue apportioned annually and credited to GEF as part of the annual interest apportionment exercise. The comingled funds balance is shown on schedule 8.

(c) Unliquidated obligations

The balance of unliquidated obligations shown in schedule 5.1 consists of the following (in thousands of United States dollars):

	<i>2011</i>	<i>2009</i>
Executing entities	13 890	15 751
Biennial support budget	252	232
Total	14 142	15 983

(d) Unexpended resources

The amounts in schedule 5.1 consist of the following (in thousands of United States dollars):

	2011	2009
Regular resources	94 804	146 401
Cost-sharing	45 340	24 723
Subtrust funds	15 088	7 052
Management service agreement	376	365
Reimbursable support services	66 945	62 428
Total	222 553	240 969

Note 20**Multilateral Fund for the Implementation of the Montreal Protocol (schedule 5.1)****(a) Mandate and goals**

The stratospheric ozone layer prevents most ultraviolet radiation from reaching the earth. This ozone layer is under intense attack by chlorofluorocarbons, halons and other ozone-depleting substances used as refrigerants, foaming agents, aerosol propellants, fire retardants, solvents and fumigants. The depletion of the ozone layer allows more radiation to reach the earth, raising the incidence of skin cancer and cataracts, and affecting agriculture, fisheries and biological diversity.

The Montreal Protocol (1987) sets out the time schedule for freezing and reducing consumption of ozone-depleting substances. Developed countries have already eliminated most of these ozone-depleting substances; developing countries have a grace period. A multilateral fund was established under the Montreal Protocol to assist developing countries eliminate these ozone-depleting substances; it is funded by developed countries (since they had contributed the most to the ozone layer depletion problem). Between 1991 and 2011, the Multilateral Fund approved \$2.9 billion to phase out the consumption and production of ozone-depleting substances.

The Protocol was adjusted in 2007 to include an accelerated phase-out schedule for hydrochlorofluorocarbons and the Fund replenished in 2011 by \$450 million for the 2012-2014 triennium.

UNDP is one of four implementing agencies under the Multilateral Fund (with UNEP, UNIDO and the World Bank). UNDP assists 79 countries under the Multilateral Fund to implement national programmes to phase out chlorofluorocarbons, halons and other ozone-depleting substances through national country programme formulation, technical training and demonstration projects, institutional strengthening/national capacity-building and technology transfer investment projects.

UNDP helps Governments and industry design, implement, monitor and evaluate projects and programmes to phase out ozone-depleting substances in the aerosols, foams, solvents, refrigeration/air-conditioning and fire-extinguishing sectors, covering large, medium and small-scale enterprises. UNDP also works on demonstration projects to test alternatives to the use of methyl bromide, a pesticide that contains chlorofluorocarbons, in agricultural uses. The programme comprises primarily nationally implemented projects. UNDP has also assisted or is currently assisting Australia, Belgium, Canada, Denmark, Germany, Italy, Japan, Sweden and

the United States of America implement certain bilateral programmes under the Multilateral Fund.

Contributions received by UNDP amounted to \$94.7 million for 2010-2011 compared to \$40.3 million for 2008-2009. Total programme expenditure is \$57.6 million for 2010-2011 compared to \$64.9 million in 2008-2009.

(b) Investments in bonds and notes

Investments on behalf of the Montreal Protocol, including bonds and notes, were transferred to UNDP comingled funds during 2010. Owing to this change, undertaken to improve the potential income on Montreal Protocol investments, investments for Montreal Protocol are no longer reported separately on schedule 5.1 and schedule 8 as in prior years. Unexpended resource balances attributable to the Montreal Protocol are invested with interest revenue apportioned annually and credited to the Montreal Protocol as part of the annual interest apportionment exercise. The comingled funds balance is shown on schedule 8.

(c) Unliquidated obligations

The balance of unliquidated obligations shown in schedule 5.1 consists of the following (in thousands of United States dollars):

	2011	2009
Executing entities	1 189	2 447
Biennial support budget	24	40
Total	1 213	2 487

(d) Unexpended resources

The amounts in schedule 5.1 consist of the following (in thousands of United States dollars):

	2011	2009
Regular resources and cost-sharing	86 163	58 829
Cost-sharing	2 076	841
Subtrust funds	8 741	4 995
Total	96 980	64 665

Note 21

Fund for the Programme of Assistance to the Palestinian People (schedule 5.1)

(a) Mandate and goals

The UNDP Programme of Assistance to the Palestinian People has been operational in the West Bank and the Gaza Strip since 1980, having been mandated by the Governing Council to undertake both technical and capital assistance projects. The Programme is a decentralized assistance programme that reports directly to the office of the Administrator. Most of the activities supported by UNDP

are directed at strengthening newly created Palestinian institutions and creating employment opportunities and social development in the occupied territory.

Since the establishment of the Palestinian Authority in the West Bank and the Gaza Strip in May 1994, there has been a redefinition of the Programme's strategies and programme initiatives. As mandated by the programme framework, the Programme's primary counterpart for development activities is the Palestinian implementation capacities of the Palestinian ministries, municipalities and village councils, private sector and civil society organizations. In conjunction with the Palestinian Authority, UNDP is also identifying and launching longer-term types of initiatives, which are essential to the long-term development of the occupied Palestinian territory. Whenever possible, UNDP uses Palestinian implementation networks and expertise.

UNDP, under the auspices of the Programme, has sought to improve the social, economic and environmental conditions of all Palestinians in the occupied territories by implementing specific projects. The development and assistance strategies have resulted from a joint assessment of the top priorities in each sector by the Programme and the Palestinian Authority. The projects reflect a realistic view of what is achievable and readily implementable in each sector, and attempt to narrow down the practically unlimited range of development needs in the West Bank and the Gaza Strip to those specific projects that will provide the most tangible and visible results to the Palestinian people. Many activities of the Programme of Assistance to the Palestinian People are being developed from a participatory community-based prioritization of local needs. These activities have focused on addressing the issues of democratic governance, poverty reduction, crisis prevention and recovery, energy and environment, information and communications technology and HIV/AIDS.

(b) Investments in bonds and notes

Investments on behalf of the Programme of Assistance to the Palestinian People, including bonds and notes, were transferred to UNDP comingled funds during 2010. Owing to this change, undertaken to improve the potential income on Programme investments, investments for the Programme are no longer reported separately on schedule 5.1 and schedule 8 as in prior years. Unexpended resource balances attributable to the Programme are invested with interest revenue apportioned annually and credited to the Programme as part of the annual interest apportionment exercise. The comingled funds balance is shown on schedule 8.

(c) Unliquidated obligations

The balance of unliquidated obligations shown in schedule 5.1 consists of the following (in thousands of United States dollars):

	2011	2009
Executing entities	12	–
Total	12	–

(d) Unexpended resources

The amounts shown in schedule 5.1 consist of the following (in thousands of United States dollars):

	2011	2009
Regular resources	58 060	68 479
Subtrust funds	829	14 843
Total	58 889	83 322

(e) Endowment fund

A contribution of \$3 million was received from the Government of Japan in 1998 for the establishment of the Endowment Fund. The objective of this Endowment Fund is to strengthen the planning and managerial capacities of Palestinian institutions, in order to promote sustainable socioeconomic development.

That contribution has formed the principal of the Endowment Fund, and remains at \$3 million with no increase from 2009. The contribution was moved to the comingled fund in 2010 along with the investments on behalf of the Programme of Assistance to the Palestinian People.

Under the Endowment Fund mechanism and implementation arrangements, the principal amount will not be available for programming until such time as the Government of Japan and/or UNDP agree to terminate the Endowment Fund. However, interest earned on the fund will be credited to the Programme and become available for programming.

The Programme has established a subtrust fund project (PAL/98/J07). Investment income generated from the Endowment Fund serves as the source of funding for activities undertaken through this project. This project is included in schedule 5. Throughout the life of the Endowment Fund, a number of Palestinian institutions and their personnel will benefit from training opportunities and support to be provided through the project.

Note 22**UNDP/SIDA Trust Fund for Assistance to UNDP-specific activities (schedule 5.1)****(a) Mandate and goals**

The UNDP/SIDA Trust Fund for Assistance to UNDP-specific activities is intended to support the implementation of various other resources programmes/projects initiated by UNDP. All contributions from SIDA to UNDP-specific programmes/projects are channelled through this Trust Fund.

The agreement was negotiated with SIDA, and the Trust Fund was set up in September 2000 to achieve the maximum execution and implementation flexibility of approved programmes and projects funded by SIDA. The Trust Fund has the following unique features:

- (a) A standard model administration agreement;

(b) The commitments (contributions) of SIDA can be instantly determined in equivalent United States dollars by applying the United Nations operational rate of exchange at the time of signature of the administration agreement, which is the maximum funding available for the project/programme;

(c) Delegation of signature of agreements to the country office (Resident Coordinator);

(d) A dedicated Fund Manager in the Bureau of Management;

(e) Early release of funds immediately after signature through allocations/authorized spending limit by the Fund Manager, for the year within the annualized commitment level (SIDA payment schedule).

(b) Unliquidated obligations

The balance of unliquidated obligations shown in schedule 5.1 consists of the following (in thousands of United States dollars):

	<i>2011</i>	<i>2009</i>
Executing entities	2 632	2 788
Total	2 632	2 788

(c) Unexpended resources

As at 31 December 2011, the unexpended resources of the SIDA Trust Fund stands at \$14.6 million (\$49.6 million at 31 December 2009).

(d) Contingency reserve fund

In compliance with the trust fund agreement, and in order to ensure a predictable level of project funding, a contingency reserve fund was established in 2005. The reserve is to be maintained at the level of \$6.6 million, and any amount in excess of the reserve is to be held in the resource balance of the SIDA Trust Fund.

The reserve is funded and replenished from the funds received in excess of the equivalent United States dollar value of the commitment determined by applying the United Nations operational rate of exchange in effect at date of signature of each agreement by SIDA, and it is utilized to fund shortfalls in all SIDA commitments, resulting from exchange rate fluctuations when full payment of the earmarked funds in Swedish kroner in accordance with the payment schedule, are received by UNDP.

As shown in schedule 5.1, the contingency reserve fund balance as at 31 December 2011 is \$8.6 million. The movement in the Contingency Reserve Fund during the biennium 2010-2011 is shown below (in thousands of United States dollars):

	<i>Balance as at 1 January 2010</i>	<i>Increase during the biennium</i>	<i>Decrease during the biennium</i>	<i>Balance as at 31 December 2011</i>
Contingency reserve fund	8 146	489		8 635

Note 23**Democratic Governance Thematic Trust Fund (schedule 5.1)****(a) Mandate and goals**

In 2001, UNDP established the Democratic Governance Thematic Trust Fund, which is the primary mechanism through which donor partners channel non-core contributions to UNDP activities on democratic governance. The main function of this funding mechanism is to provide country offices with discretionary funds to explore innovative approaches to democratic governance in politically sensitive environments and within the areas of inclusive participation, responsive institutions or international principles.

In response to country demand and in alignment with the UNDP Strategic Plan Outcomes in the context of democratic governance, the Democratic Governance Thematic Trust Fund has approved since its inception approximately \$115 million across 778 country projects in 142 countries through the annual competitive call for proposals to UNDP country offices. Through strong support to projects in least developed countries, and in particular through the call for proposals for the 2010 and 2011 tranches which placed priority on projects with a focus on Millennium Development Goal acceleration, the Thematic Trust Fund has helped position UNDP at the forefront of strengthening the links among democratic governance, poverty reduction and achievement of the MDGs.

While the Trust Fund supports primarily innovative and potentially catalytic country initiatives, it also supports complementary regional and global initiatives and global programmes with potential for scaling up in terms of policy development, knowledge sharing and advocacy for improved governance.

(b) Unliquidated obligations

The balance of unliquidated obligations shown in schedule 5.1 consists of the following (in thousands of United States dollars):

	2011	2009
Executing entities	786	1 063
Total	786	1 063

(c) Unexpended resources

The amounts in schedule 5.1 consist of the following (in thousands of United States dollars):

	2011	2009
Regular resources	39 112	51 211
Cost-sharing	5 490	10 067
Total	44 602	61 278

Note 24**Thematic Trust Fund for Crisis Prevention and Recovery (schedule 5.1)****(a) Mandate and goals**

In March 2000, UNDP established the Thematic Trust Fund for Crisis Prevention and Recovery, which is the primary mechanism through which United Nations Member States and other donors channel non-core contributions to the crisis prevention and recovery activities of UNDP.

This fast, flexible funding mechanism allows UNDP to respond effectively to crisis prevention and recovery needs. The Trust Fund is designed for quick action following a natural disaster or violent conflict or when a unique opportunity arises to reduce disaster risk or prevent conflict. In addition to offering rapid receipt and allocation of funds to UNDP country offices, the Trust Fund also provides flexibility to refocus funding in response to evolving crisis prevention and recovery needs. Contributions made through the Trust Fund are aligned with UNDP Strategic Plan 2008-2013, the outcome areas of the Bureau for Crisis Prevention and Recovery and with country demands.

(b) Unliquidated obligations

The balance of unliquidated obligations shown in schedule 5.1 consists of the following (in thousands of United States dollars):

	<i>2011</i>	<i>2009</i>
Executing entities	4 851	9 797
Total	4 851	9 797

(c) Unexpended resources

The amounts in schedule 5.1 consist of the following (in thousands of United States dollars):

	<i>2011</i>	<i>2009</i>
Regular resources	37 725	75 475
Cost-sharing	63 771	43 482
Total	101 496	118 957

Note 25**Law and Order Trust Fund for Afghanistan (schedule 5.1)****(a) Mandate and goals**

The Law and Order Trust Fund for Afghanistan has been set up as a mechanism for the international community to provide financial support to the Afghan Interim Authority, and/or its successor as specified in the Bonn agreement of 5 December 2001, to establish, pay salaries to, equip and train the police force in Afghanistan.

The International Conference on Reconstruction Assistance to Afghanistan (Tokyo Ministerial Meeting) confirmed the willingness of donors to support the Afghan Interim Authority and its successor and generated large pledges of assistance for Afghanistan's reconstruction.

(b) Unliquidated obligations

The balance of unliquidated obligations shown in schedule 5.1 consists of the following (in thousands of United States dollars):

	<i>2011</i>	<i>2009</i>
Executing entities	1	150
Total	1	150

(c) Unexpended resources

The amounts in schedule 5.1 consist of the following (in thousands of United States dollars):

	<i>2011</i>	<i>2009</i>
Regular resources	230 338	106 464
Subtrust funds	–	1
Total	230 338	106 465

Note 26

Support to Iraq reconstruction (schedule 5.1)

(a) Mandate and goals

UNDP Iraq has been a major recipient of the UNDG Iraq Trust Fund, which is a multi-donor reconstruction and development fund facility established in 2004.

The rules and regulations of budget management of Iraq Trust Fund projects and programmes are as defined by the memorandum of agreement between the UNDP Regional Bureau of Arab States and the Multi-Partner Trust Fund (MPTF) Office. The strategic documents that provide the scope and parameters for fund programming include the National Development Strategy, International Compact with Iraq, Iraq Millennium Development Goals, Security Council resolutions 1546 (2004) and 1770 (2007), and the United Nations Assistance Strategy for Iraq (2007-2010).

The budgeting framework for all Iraq Trust Fund projects and programmes provide for certain budgetary ceilings such as 2 per cent for security and 3 per cent for miscellaneous (of the programmable amount), and 7 per cent for project support costs. Any changes amounting to higher than 10 per cent between approved budget lines are required to be reviewed and pre-approved by the Iraq Trust Fund Steering Committee, which is headed by the Resident Coordinator. UNDP is required to submit the following reports to the MPTF Office:

- (i) Annual narrative progress reports within three months of the applicable reporting period. The reports are prepared in accordance with UNDG Iraq Trust Fund report guidelines;
- (ii) Annual financial reports within four months of the applicable reporting period;
- (iii) Final consolidated narrative and financial reports, after the completion of the project activities, by 30 April of the year following the financial closure;
- (iv) Final certified financial statement by 30 June of the year following the financial closing of the project.

In turn, the MPTF Office reports on both programme delivery and fund utilization to the donor community and the Government of Iraq on an annual basis. The MPTF Office also carries out occasional audits and evaluations on a sample basis, in which UNDP has been actively participating. In addition, UNDP Iraq has commissioned a number of external evaluations of its Iraq Trust Fund projects, such as the outcome level evaluation in 2009, covering nearly 50 per cent of its Iraq Trust Fund-funded portfolio; and more recently of the multiagency Local Area Development Programme and four critical governance projects.

UNDP has received \$382 million, out of which \$348 million has been spent as at 31 December 2011 for 44 projects across multiple sectors. Over \$43.3 million has been spent on multiagency joint programmes during the biennium 2010-2011, the majority of which are UNDP-led. Strengthening the Constitutional Process and Good Governance, Support to Electoral Processes, Local Area Development Programme and most recently, Private Sector Development, are only a few of many multiagency joint programmes.

(b) Unliquidated obligations

The balance of unliquidated obligations shown in schedule 5.1 consists of the following (in thousands of United States dollars):

	<i>2011</i>	<i>2009</i>
Executing entities	3 035	7 437
Total	3 035	7 437

(c) Unexpended resources

The amounts in schedule 5.1 consist of the following (in thousands of United States dollars):

	<i>2011</i>	<i>2009</i>
Regular resources	34 512	58 045
Total	34 512	58 045

Note 27**Trust Fund for Innovative Partnerships (schedule 5.1)****(a) Mandate and goals**

The Hub Trust Fund for Innovative Partnerships was established in October 2005 for the receipt and administration of funds to mobilize additional resources needed to enhance UNDP programmes and projects.

The objectives of the Hub Trust Fund are to support national Governments in their ongoing decentralization processes and to assist territorial communities in identifying and implementing their own development policies through the establishment of innovative partnerships with all stakeholders: intergovernmental organizations, governments, communities, civil society, universities and the private sector.

Several concrete initiatives have been developed through the Hub Trust Fund and in support of the Millennium Development Goals:

ART programme

Articulation des réseaux territoriaux et thématiques de développement humain is a global initiative that aims at assisting local communities and their regional and local authorities in the South and the North to set up alliances and partnerships to enhance national and local capacities for aid effectiveness, decentralization policies and improved governance processes. The programme's support to sustainable national policies and decentralized cooperation partners grew out of past programme experiences, some carried out since the early 1990s by United Nations agencies.

ART Framework programmes are established and implemented upon request from national Governments and UNDP country offices. The objective is to achieve local ownership, coherent local and national actions and collaboration between partners in the North and the South. Participants include: donor countries, decentralized cooperation actors, associations, universities, civil society organizations, the private sector and NGOs.

The ART programme is currently implemented by 18 UNDP country offices with recognized and effective cooperation of more than 800 partners (local, national, United Nations agencies). The programme combines DEX/NEX and some segments of UNOPS-executed project components.

World Alliance of Cities against Poverty

This initiative unites cities that have decided to take a public stand and mobilize all sectors of society, from individuals to Governments, to do all in their power to eliminate poverty at the local and international levels. There are several important activities that structure the work of the World Alliance: (i) organization of the global and regional forums of cities; and (ii) the celebration of the International Day for Poverty Eradication through a number of activities recommended by a network of municipalities.

Territorial Approach to Climate Change

This initiative was launched in 2009. It has a global project component and several national project components. The Partnership Bureau, through the Hub for

Innovative Partnerships, is entrusted with the resource and partnership mobilization for this initiative. To this effect a new thematic window has been proposed in the terms of reference of the Hub Trust Fund and the amendment is being processed by the Partnership Bureau and other units involved in the establishment and modification of UNDP trust funds. In the meantime, the Hub has started its fund and partnership mobilization efforts that have yielded their first results in the form of contributions from various donors.

(b) Unliquidated obligations

The balance of unliquidated obligations shown in schedule 5.1 consists of the following (in thousands of United States dollars):

	2011	2009
Executing entities	150	625
Total	150	625

(c) Unexpended resources

The amounts in schedule 5.1 consist of the following (in thousands of United States dollars):

	2011	2009
Regular resources	25 306	50 506
Total	25 306	50 506

Note 28

United Nations Capital Development Fund

(a) Mandate and goals

The United Nations Capital Development Fund (UNCDF) is a multilateral donor organization under the administration of UNDP. It works to reduce poverty in least developed countries by strengthening local government and community institutions, enhancing the private sector, creating mechanisms for the provision of credit to the poor and swapping capital investments for the environmentally sound use of natural resources.

The General Assembly established UNCDF as an autonomous organization within the United Nations system by its resolution 2186 (XX). The Assembly further decided, by its resolution 2321 (XXII), that the UNDP Administrator would administer the fund and serve as its Managing Director while the UNDP Governing Council would act as the Fund's Executive Board.

(b) Cash

The amounts shown in schedule 7 consist of the following (in thousands of United States dollars):

	2011	2009
Accumulating non-convertible currencies	480	480
Accumulating convertible currencies	1 342	3 848
Total	1 822	4 328

(c) Loans

The outstanding loan balance shown in the statements reflects the current loans outstanding as at 31 December 2011 (in thousands of United States dollars):

	2011	2009
Loans to financial services	4 816	5 168
Total	4 816	5 168

(d) Investments in bonds and notes

The carrying value of investments is disclosed in schedule 8. The increase of \$40.5 million in the bond value is detailed below (in thousands of United States dollars):

<i>Beginning value 1 January 2010</i>	<i>Purchases</i>	<i>Maturities</i>	<i>Amortization</i>	<i>Net realized gain/loss</i>	<i>Adjustments</i>	<i>Carrying value 31 December 2011</i>	<i>Market value</i>	<i>Par value</i>
–	163 944	(121 281)	(2 119)	(31)	–	40 513	40 393	39 560

(e) Unliquidated obligations

The balance of unliquidated obligations shown in schedule 7 consists of the following (in thousands of United States dollars):

	2011	2009
UNCDF-controlled funds	16	1 420
Biennial support budget and others	5	75
Total	21	1 495

(f) Operational reserve

At its twenty-sixth session, in 1979, the Governing Council approved the establishment of an operational reserve at the level of at least 20 per cent of project commitments and contingent liabilities for the guarantees entered into by the Fund in respect of bank loans to Governments (excluding subtrust fund and cost-sharing arrangements). In line with this decision, the amount of the operational reserve originally established in 1979 was \$24.6 million as at 31 December 2011, with no change from the prior biennium balance.

(g) UNDP support to UNCDF programme resources

In accordance with Executive Board decision 2010/3, UNDP provided UNCDF with the amount of \$9.5 million to support its programme resources. In the biennium 2010-2011, UNDP absorbed expenditure of that amount incurred by UNCDF, which was transferred to UNDP and recorded to its Regional Programmes.

Note 29**United Nations Development Fund for Women**

By its resolution 39/125, the General Assembly established the United Nations Development Fund for Women (UNIFEM) to play an innovative and catalytic role in the promotion of women's empowerment and gender equality. The General Assembly dissolved UNIFEM as at 2 July 2010, by its resolution 64/289. The existing mandates, functions, assets and liabilities were transferred to the new United Nations Entity for Gender Equality and the Empowerment of Women, known as UN-Women, at that date. UNDP therefore incorporates UNIFEM into UNDP financial statements as a fund administered by UNDP for the first six months of 2010 only (1 January to 30 June 2010).

Note 30**United Nations Volunteers programme****(a) Mandate and goals**

Set up by the General Assembly in 1970 and administered by UNDP, the United Nations Volunteers programme (UNV) is the United Nations organization that contributes to peace and development through volunteerism worldwide. Volunteerism is a powerful means of engaging people, particularly women and youth, in tackling challenges to ensure ownership and sustainability of development progress and results.

UNV contributes to peace and development by advocating for recognition of volunteers and the value of integrating volunteerism into development programming. It mobilizes national and international United Nations Volunteers, as well as online volunteers, to work with Governments, United Nations organizations, peacekeeping and special political missions, and other organizations to respond to disasters, support electoral processes and governance reforms, help build national volunteer capacity, and sustain livelihoods and communities.

By engaging communities at the grass-roots level, UNV harnesses resources for enduring peace and towards achieving the Millennium Development Goals. The Special Voluntary Fund provides the resources for UNV to develop innovative approaches, particularly expanding opportunities for youth volunteering.

The biennium 2010-2011 was marked for UNV by: (a) the production of the first State of the World's Volunteerism Report; and (b) the successful commemoration of the tenth anniversary of the International Year of Volunteers. UNV acted as the focal point for those activities and as a convener of various interested stakeholders, as requested by the General Assembly in its resolution 63/153.

(b) Biennial support budget: core activities

The 2010-2011 UNV biennial support budget of \$34.0 million (\$38.8 million in 2008-2009) is included in the UNDP regular resources biennial budget and is detailed in schedule 3.

(c) Investments

Investments on behalf of United Nations Volunteers, including bonds and notes, were transferred to UNDP comingled funds during 2010. Owing to that change, undertaken to improve the potential income on UNV investments, investments for UNV are no longer reported separately on schedule 6.5 and schedule 8 as in prior years. Unexpended resource balances attributable to UNV are invested with interest revenue apportioned annually and credited to UNV as part of the annual interest apportionment exercise. The comingled funds balance is shown on schedule 8.

(d) Unliquidated obligations

The balance of unliquidated obligations shown in schedule 6.5 consists of the following (in thousands of United States dollars):

	2011	2009
Reimbursable support activities	(25)	181
Special voluntary fund activities	164	118
Subtrust fund activities	19	92
Other fund activities	114	82
Total	272	473

(e) Accounts payable

The amount of \$15.5 million (\$11.3 million in 2009) shown on schedule 6 includes various amounts charged to the UNV programme source of funds for payment of resettlement allowance, Van Breda Insurance, repatriation travel, security and medical evacuation, death and disability, etc.

(f) Unexpended resources

The amounts shown in schedule 6 consist of the following (in thousands of United States dollars):

	2011	2009
Regular resources	22 645	26 506
Cost-sharing	3 496	3 135
Subtrust funds	12 801	17 583
Fully funded arrangements	17 013	13 104
United Nations joint venture	(1 633)	(358)
Reimbursable support services	18 334	16 075
Total	72 656	76 045

(g) Contribution receivable

The following contributions receivable amount as at 31 December 2011 is not included on schedule 6 (in thousands of United States dollars):

	<i>2011</i>	<i>2009</i>
United Nations joint venture	8 418	4 701
Total	8 418	4 701

Note 31**Submission of audited financial statements****Agency — note 2 (d)**

Economic Commission for Latin America and the Caribbean

Economic and Social Commission for Asia and the Pacific

Food and Agriculture Organization of the United Nations

International Bank for Reconstruction and Development

International Civil Aviation Organization

International Finance Corporation

International Labour Organization

International Monetary Fund

International Organization for Migration

International Telecommunication Union

International Trade Centre

United Nations Conference on Trade and Development

United Nations Department of Economic and Social Affairs of the United Nations Secretariat

United Nations Environment Programme

United Nations Educational, Scientific and Cultural Organization

United Nations Human Settlements Programme

United Nations Industrial Development Organization

United Nations Institution for Training and Research

United Nations Office on Drugs and Crime

World Health Organization

World Meteorological Organization

World Trade Organization

Note 32
Government cost-sharing

Cost-sharing income and expenditure is split between that financed by local Governments, and by non-government donors. The cost-sharing income and expenditure balances by value for the 2010-2011 biennium, of total cost-sharing balances, are (in thousands of United States dollars):

	<i>Government cost-sharing</i>		<i>Third party cost-sharing</i>		<i>Total cost-sharing</i>	
	<i>2010-2011</i>	<i>2008-2009</i>	<i>2010-2011</i>	<i>2008-2009</i>	<i>2010-2011</i>	<i>2008-2009</i>
Income	1 730 891	1 858 801	4 318 757	3 530 076	6 049 648	5 388 877
Expenditure	1 719 066	1 981 914	4 231 418	2 871 129	5 950 484	4 853 043

Note 33
Special purpose activities — General Assembly-mandated activities, and capital investments

Special purpose activities represent activities of a cross-cutting nature that are sub-classified into three groupings: General Assembly-mandated activities, non-UNDP operations administered by UNDP; and capital investments. General Assembly-mandated activities include: United Nations-mandated security costs and costs associated with the adoption of the International Public Sector Accounting Standards (IPSAS), human resources contractual reform, and the United Nations Administration of Justice system. Capital investments include new, material capital assets. Non-UNDP operations administered by UNDP include: the United Nations Volunteers programme, the United Nations Capital Development Fund, and reimbursable services provided to other United Nations organizations.

In line with the change in classification of activities and costs and the new budgetary presentation following Executive Board decision 2009/22, expenditure for special purposes — General Assembly-mandated activities, and capital investments, is reported on the statement of income, expenditure and fund balances for the biennium 2010-2011. Previously, this expenditure was shown on the statement of assets, liabilities and reserves and fund balances under the reserve for special initiatives. As a result, the biennium 2010-2011 financial statements reflect expenditure of \$56.3 million. Had the 2008-2009 biennium expenditure been reflected on this basis, expenditure of \$50.6 million would have been shown on the statement of income, expenditure and fund balances. The comparative figures are shown below (in thousands of United States dollars):

	<i>2010-2011</i>	<i>2008-2009</i>
United Nations mandated security measures	39 635	45 396
International Public Sector Accounting Standards	6 916	5 175
United Nations human resources contractual reform	1 831	–
United Nations system for Administration of Justice	3 193	–
Capital investments	4 763	–
Total	56 338	50 571

